

Norfolk Club National 2015
Norfolk Snowsports Club
Special Slalom - Girls & Boys (U12,s)
Final Ranking U12/10

COMPETITION JURY

TECHNICAL DELEGATE	INSTONE Maude	(GBR)
CHIEF OF RACE	WRIGHT Bernard	(ERSA)
REFEREE	SHELLY Chris	(VIK)
COURSE CHIEF	Norfolk Snowsports Club	(NOR)

WEATHER

CONDITIONS	Dry, Sunny, Windy
SNOW	???
AIR TEMPERATURE	START : 16.0 °C
	FINISH : 16.0 °C

1st RUN

COURSESETTER	TELLING Marc	(AMB)
FORERUNNERS	- A - SHAILES Daryl	(NOR)
	- B - BALDWIN Thomas	(AMB)
	- C - BURROUGHS George	(NOR)
	- D - TELLING Paul	(EVO)
	- E - RICHES Stuart	(EVO)

2nd RUN

	TELLING Marc	(AMB)
- A -	SHAILES Daryl	(NOR)
- B -	BALDWIN Thomas	(AMB)
- C -	BURROUGHS George	(NOR)
- D -	TELLING Paul	(EVO)
- E -	RICHES Stuart	(AMB)

COURSE	Norfolk Snowsports Club
START	50 m
FINISH	10 m
DROP	40 m
LENGTH	180 m
HOMOLOGATION	CN GP PS 30-Apr-2020
GATES	15
DIRECTIONS	15
STARTING TIME	1115

	Norfolk Snowsports Club
	50 m
	10 m
	40 m
	180 m
	CN GP PS 30-Apr-2020
	15
	15
	1115

Rank	Bib.	Year	Rank	Cat	Name	Club	====	Run-1	Run-2	Run-3	Time	Gap
------	------	------	------	-----	------	------	------	-------	-------	-------	------	-----

=== GIRLS ===

1	138	2004	(1)	U12	TRUST Emma	ASR		16.58	16.61	16.77	16.58	
2	134	2005	(2)	U12	BARTLETT Honor	VIK		17.99	18.04	18.37	17.99	1.41
3	132	2007	(1)	U10	BRZESKA Wanda	BRO		18.00	18.31	18.47	18.00	1.42
4	137	2005	(3)	U12	HEMMING Anya	MID		18.39	18.10	18.04	18.04	1.46
5	140	2004	(4)	U12	PETERSON Lexie	HEM		18.17	18.45	18.37	18.17	1.59
6	136	2005	(5)	U12	THOMPSON Niamh	TSN		18.47	18.51	18.82	18.47	1.89
7	133	2005	(6)	U12	TWEEDY Petra	VIK		18.91	18.66	18.91	18.66	2.08
8	139	2006	(2)	U10	HETTERLEY Mollie	CHT		20.65	19.94	20.34	19.94	3.36
9	141	2005	(7)	U12	WHITMARSH-ALI Evie	CHT		20.80	21.03	21.15	20.80	4.22
10	131	2007	(3)	U10	FENNELL Amber	MID		21.32	21.35	20.98	20.98	4.40
11	135	2006	(4)	U10	GILES Charlotte	MID		22.09	22.33		22.09	5.51
12	142	2007	(5)	U10	COZENS Zoe	NOR		24.13	23.44	23.30	23.30	6.72


Did Not Start - Run-1 (1)

	143	2005		U12	MANN Madeleine	VIK						
--	-----	------	--	-----	----------------	-----	---	--	--	--	--	--


Norfolk Club National 2015
 Norfolk Snowsports Club
 Special Slalom - Girls & Boys (U12,s)
 Final Ranking U12/10

Rank	Bib.	Year	Rank	Cat	Name	Club	====	Run-1	Run-2	Run-3	Time	Gap
------	------	------	------	-----	------	------	------	-------	-------	-------	------	-----


Did Not Start - Run-2 (1)

	143	2005		U12	MANN Madeleine	VIK						
--	-----	------	--	-----	----------------	-----	---	--	--	--	--	--

Did Not Start - Run-3 (1)

	143	2005		U12	MANN Madeleine	VIK						
--	-----	------	--	-----	----------------	-----	---	--	--	--	--	--

Did Not Finish - Run-3 (1)

	135	2006		U10	GILES Charlotte	MID		22.09	22.33			
--	-----	------	--	-----	-----------------	-----	---	-------	-------	--	--	--

=== BOYS ===

1	116	2004	(1)	U12	UPTON Jack	MID		15.21	15.18	15.49	15.18	
2	122	2005	(2)	U12	BUNTON Ryan	CHT		16.67	16.34	15.83	15.83	0.65
3	114	2004	(3)	U12	STAYMAN Harry	ASR		15.84		16.25	15.84	0.66
4	117	2005	(4)	U12	OGDEN Alex	NOR		17.07	16.24	16.00	16.00	0.82
5	112	2005	(5)	U12	BARFOOT Joshua	ASR		16.07	17.00	16.37	16.07	0.89
6	121	2005	(6)	U12	PARKER Travis	NOR		17.20	16.52	16.35	16.35	1.17
7	123	2004	(7)	U12	MELLON-HENDRY Freddie	ASR		17.23	16.79	16.61	16.61	1.43
8	124	2005	(8)	U12	LOUTH Oscar	HEM				16.96	16.96	1.78
9	118	2006	(1)	U10	DADE Jake	NOR		17.62	17.17	17.04	17.04	1.86
10	125	2005	(9)	U12	CHAUHAN Rohan	NOR		17.95	17.29	17.19	17.19	2.01
11	113	2005	(10)	U12	WALES Jonathan	NOR		17.83	18.29	17.77	17.77	2.59
12	119	2007	(2)	U10	SMITH Bradley	VIK		18.22	18.27	18.03	18.03	2.85
13	126	2007	(3)	U10	ATKINSON Liam	CHT		18.49	18.43	18.04	18.04	2.86
14	115	2006	(4)	U10	SMITH Ben	VIK		18.52	18.41	23.65	18.41	3.23
15	127	2004	(11)	U12	COLLEN Hamish	NOR		18.95	18.62	18.84	18.62	3.44
16	120	2005	(12)	U12	THOMSON Kai	VIK		22.38	21.32	20.78	20.78	5.60
17	111	2007	(5)	U10	WEEKS Toby	MID		23.40	23.84	24.00	23.40	8.22

Did Not Finish - Run-1 (1)

	124	2005		U12	LOUTH Oscar	HEM				16.96		
--	-----	------	--	-----	-------------	-----	---	--	--	-------	--	--

Disqualified - Run-2 (2)

	114	2004		U12	STAYMAN Harry	ASR		15.84		16.25		Gate 5
	124	2005		U12	LOUTH Oscar	HEM				16.96		Gate 15

Technical Delegate

Norfolk Club National 2015
Norfolk Snowsports Club
Special Slalom - Females
Final ranking - Club National

COMPETITION JURY

TECHNICAL DELEGATE	INSTONE Maude	(GBR)
CHIEF OF RACE	WRIGHT Bernard	(ERSA)
REFEREE	SHELLY Chris	(VIK)
COURSE CHIEF	Norfolk Snowsports Club	(NOR)

WEATHER

CONDITIONS	Dry, Sunny, Windy
SNOW	???
AIR TEMPERATURE	START : 16.0 °C
	FINISH : 16.0 °C

1st RUN

COURSESETTER	TELLING Marc	(AMB)
FORERUNNERS	- A - SHAILES Daryl	(NOR)
	- B - BALDWIN Thomas	(AMB)
	- C - BURROUGHS George	(NOR)
	- D - TELLING Paul	(EVO)
	- E - RICHES Stuart	(EVO)

2nd RUN




















	TELLING Marc	(AMB)
- A -	SHAILES Daryl	(NOR)
- B -	BALDWIN Thomas	(AMB)
- C -	BURROUGHS George	(NOR)
- D -	TELLING Paul	(EVO)
- E -	RICHES Stuart	(AMB)

COURSE	Norfolk Snowsports Club
START	50 m
FINISH	10 m
DROP	40 m
LENGTH	180 m
HOMOLOGATION	CN GP PS 30-Apr-2020
GATES	15
DIRECTIONS	15
STARTING TIME	1115



















	Norfolk Snowsports Club
	50 m
	10 m
	40 m
	180 m
	CN GP PS 30-Apr-2020
	15
	15
	1115

LIST n°143 APPLIED PENALTY : 10.00


F = 720

Rank	Bib.	RegNo	Year	Rank)	Cat	Name	Club	====	Run-1	Run-2	Run-3	Time	Points
1	77	18660	1997	(1)	U21	HATHWAY Bella	ASR		15.33	14.70	14.98	29.68	0.00
2	71	20696	1998	(1)	U18	NEWBOULT Helena	MID		15.09	15.17	14.70	29.79	2.67
3	76	17936	1996	(2)	U21	DAVIES Jenny	ASR		15.15	15.12	14.84	29.96	6.79
4	74	20139	1997	(3)	U21	COE Megan	NOR		14.95	15.07	15.08	30.03	8.49
5	85	18933	2001	(1)	U16	VALE Lauren	CHT		15.73	15.30	14.87	30.17	11.89
6	81	14962	1996	(4)	U21	SHAILES Polly	NOR		15.53	15.50	15.44	30.94	30.57
7	73	41007	1987	(1)	SEN	GODDARD Emily	GLO			15.58	15.60	31.18	36.39
8	83	21014	2000	(2)	U16	MAYHEW Jessica	MID		15.67	15.74	15.90	31.57	45.85
9	106	DAYAD	1999	(2)	U18	DURANT Antonia	VIK		16.09	16.33	15.91	32.00	56.28
10	82	20307	1995	(5)	U21	MIDDLETON Amy	MID		16.14	15.98	16.03	32.01	56.52
11	80	20337	2001	(3)	U16	SKIPPER Megan	NOR		16.03	17.76	16.03	32.06	57.74
12	75	21357	2000	(4)	U16	MOORE Danica	BRO		16.39	16.00	16.08	32.08	58.22
13	92	20339	2000	(5)	U16	BURROUGHS Hannah	NOR			16.19	16.06	32.25	62.35
14	79	22304	2000	(6)	U16	WILKINS Eleanor	ASR		16.35	16.39	16.01	32.36	65.01
15	78	19235	1999	(3)	U18	ROYAL Natasha	VIK		16.18	15.99	16.43	32.42	66.47
16	86	21897	2002	(1)	U14	MARTIN Lily	BRO		16.58		16.33	32.91	78.36
17	88	21836	2000	(7)	U16	WHITMARSH-ALI Megan	CHT		17.29	16.71	16.77	33.48	92.18
18	100	DAYCH	1999	(4)	U18	HAWES Claudia	NOR			16.94	16.69	33.63	95.82
19	72	14159	1970	(1)	MAS	ANDERSON Beverley	VIK		16.93	16.91	16.86	33.77	99.22


Norfolk Club National 2015
 Norfolk Snowsports Club
 Special Slalom - Females
 Final ranking - Club National

Rank	Bib.	RegNo	Year	Rank)	Cat	Name	Club	====	Run-1	Run-2	Run-3	Time	Points
20	98	DAYJL	2001	(8)	U16	LUCK Jemma	NOR		17.48	17.07	16.75	33.82	100.43
21	99	22862	1996	(6)	U21	CHARLTON Isabella	ASR			17.35	16.67	34.02	105.28
22	93	22308	2001	(9)	U16	DANCE Hannah	ASR		17.42	17.01	17.15	34.16	108.68
23	89	22049	1999	(5)	U18	PETERSON Amy	HEM		16.74		17.48	34.22	110.13
24	90	20767	2000	(10)	U16	WEBSTER Atlanta	NOR		17.70	17.33	17.11	34.44	115.47
25	107	22179	2003	(2)	U14	HOLMES Abby	NOR		17.60	17.57	17.28	34.85	125.42
26	87	20742	1971	(2)	MAS	SAMPSON Melissa	NOR		18.11	18.00	17.60	35.60	143.61
27	108	DAYGC	2000	(11)	U16	COLLEN Grace	NOR		36.89	18.37	17.64	36.01	153.56
28	95	21881	2001	(12)	U16	STAYMAN Jessica	ASR		18.28	18.45	17.77	36.05	154.53
29	105	DAYOT	2003	(3)	U14	THOMSON Olya	VIK			18.76	17.79	36.55	166.66
29	102	22515	2003	(3)	U14	SHELLEY Annie	VIK		18.41	18.49	18.14	36.55	166.66
31	96	22176	2003	(5)	U14	GILES Ella	MID		19.14	18.63	18.24	36.87	174.42
32	94	21303	2002	(6)	U14	BANNISTER Lucy	ASR		18.95	18.45	18.73	37.18	181.94
33	101	DAYMS	2002	(7)	U14	SHELLEY Madeline	VIK		20.71	20.21	20.05	40.26	256.66
34	104	22806	2003	(8)	U14	FARROW Ellie	HEM			21.14	20.02	41.16	278.49
35	84	20599	2000	(13)	U16	SHERING Nicole	HEM		15.25	15.19	26.78	41.97	298.14
36	97	22079	2000	(14)	U16	MAYHEAD Eve	ASR		23.05	21.39	21.25	42.64	314.39
37	103	20678	2003	(9)	U14	CUTHBERT Tia	VIK		25.46	25.41	24.93	50.34	501.19

Did Not Start - Run-1 (1)

91	21734	2001		U16	ATKINSON Molly	CHT							
----	-------	------	--	-----	----------------	-----	--	--	--	--	--	--	--

Did Not Finish - Run-1 (2)

73	41007	1987		SEN	GODDARD Emily	GLO			15.58	15.60			
92	20339	2000		U16	BURROUGHES Hannah	NOR			16.19	16.06			


Disqualified - Run-1 (4)

99	22862	1996		U21	CHARLTON Isabella	ASR			17.35	16.67		Gate 9	
100	DAYCH	1999		U18	HAWES Claudia	NOR			16.94	16.69		Gate 7	
104	22806	2003		U14	FARROW Ellie	HEM			21.14	20.02		Gate 10	
105	DAYOT	2003		U14	THOMSON Olya	VIK			18.76	17.79		Gate 15	

Did Not Start - Run-2 (1)

91	21734	2001		U16	ATKINSON Molly	CHT							
----	-------	------	--	-----	----------------	-----	---	--	--	--	--	--	--

Did Not Finish - Run-2 (1)

89	22049	1999		U18	PETERSON Amy	HEM			16.74		17.48		
----	-------	------	--	-----	--------------	-----	---	--	-------	--	-------	--	--

Disqualified - Run-2 (1)

86	21897	2002		U14	MARTIN Lily	BRO			16.58		16.33	Gate 15	
----	-------	------	--	-----	-------------	-----	--	--	-------	--	-------	---------	--

Technical Delegate

Norfolk Club National 2015
Norfolk Snowsports Club
Special Slalom - Females
Penalty calculation

Rank	Bib.	RegNo	Year	Cat	Name	Club	Points	Best 5	Race points
------	------	-------	------	-----	------	------	--------	--------	-------------

Best 10 at finish

1	77	18660	1997	U21	HATHWAY Bella	ASR	12.24	12.24	0.00
2	71	20696	1998	U18	NEWBOULT Helena	MID	31.86	-	-
3	76	17936	1996	U21	DAVIES Jenny	ASR	3.29	3.29	6.79
4	74	20139	1997	U21	COE Megan	NOR	20.66	20.66	8.49
5	85	18933	2001	U16	VALE Lauren	CHT	20.04	20.04	11.89
6	81	14962	1996	U21	SHAILES Polly	NOR	43.91	-	-
7	73	41007	1987	SEN	GODDARD Emily	GLO	27.82	27.82	36.39
8	83	21014	2000	U16	MAYHEW Jessica	MID	47.27	-	-
9	106	DAYAD	1999	U18	DURANT Antonia	VIK	-	-	-
10	82	20307	1995	U21	MIDDLETON Amy	MID	44.47	-	-

Best 5 at start

3	76	17936	1996	U21	DAVIES Jenny	ASR	3.29
1	77	18660	1997	U21	HATHWAY Bella	ASR	12.24
5	85	18933	2001	U16	VALE Lauren	CHT	20.04
35	84	20599	2000	U16	SHERING Nicole	HEM	20.61
4	74	20139	1997	U21	COE Megan	NOR	20.66

(DNF: Did Not Finish, DSQ: Disqualified)

TOTAL

(B) List points of best 5 at start	76.84	
(A) List points of the best 5 to finish in top 10		84.05
(C) Race points of corresponding competitors		63.56
Calculated penalty (A + B - C) = 97.33 / 10	9.73	
Correction value (Z)	0.00	
Category adder	0.00	
Applied penalty	(9.73) 10.00	

Technical Delegate

Norfolk Club National 2015
Norfolk Snowsports Club
Special Slalom - Males
Final ranking - Club National

COMPETITION JURY

TECHNICAL DELEGATE INSTONE Maude (GBR)
 CHIEF OF RACE WRIGHT Bernard (ERSA)
 REFEREE SHELLY Chris (VIK)
 COURSE CHIEF Norfolk Snowsports Club (NOR)

WEATHER

CONDITIONS Dry, Sunny, Windy
 SNOW ???
 AIR TEMPERATURE START : 16.0 °C
 FINISH : 16.0 °C

1st RUN

COURSESETTER TELLING Marc (AMB)
 FORERUNNERS - A - SHAILES Daryl (NOR)
 - B - BALDWIN Thomas (AMB)
 - C - BURROUGHS George (NOR)
 - D - TELLING Paul (EVO)
 - E - RICHES Stuart (EVO)

COURSE Norfolk Snowsports Club
 START 50 m
 FINISH 10 m
 DROP 40 m
 LENGTH 180 m
 HOMOLOGATION CN GP PS 30-Apr-2020
 GATES 15
 DIRECTIONS 15
 STARTING TIME 1115




















2nd RUN

TELLING Marc (AMB)
 - A - SHAILES Daryl (NOR)
 - B - BALDWIN Thomas (AMB)
 - C - BURROUGHS George (NOR)
 - D - TELLING Paul (EVO)
 - E - RICHES Stuart (AMB)


Norfolk Snowsports Club
 50 m
 10 m
 40 m
 180 m
 CN GP PS 30-Apr-2020
 15
 15
 1115

LIST n°143 APPLIED PENALTY : 10.00

F = 720

Rank	Bib.	RegNo	Year	Rank)	Cat	Name	Club	====	Run-1	Run-2	Run-3	Time	Points
1	4	17284	1996	(1)	U21	SIEBER James	ASR		13.18	13.16	13.26	26.42	0.00
2	12	4777	1985	(1)	MAS	HATCHER David	AVO		13.58	13.30	13.43	26.73	8.45
3	13	17356	1991	(1)	SEN	HORNSBY Harry	MID		13.74	13.53	13.56	27.09	18.26
4	8	18610	1991	(2)	SEN	DEAKIN William	HEM		13.82	13.61	13.55	27.16	20.17
5	14	18629	1993	(3)	SEN	MOLLOY Daniel	NOR		13.87	13.76	13.84	27.60	32.16
6	26	20293	1996	(2)	U21	CLAYTON Adam	NOR		14.13	13.97	14.01	27.98	42.51
7	23	18810	1997	(3)	U21	FENELEY Luke	NOR		14.33	13.86	14.13	27.99	42.79
8	7	19420	1998	(1)	U18	WITTS Callum	PND		13.96	14.16	14.05	28.01	43.33
9	1	17467	1993	(4)	SEN	TREBILCOCK Robert	HEM		14.32	14.24	14.01	28.25	49.87
10	22	22166	1999	(2)	U18	HOLMES Thomas	NOR		14.92	14.25	14.30	28.55	58.05
11	10	14213	1992	(5)	SEN	WALKER Edmund	MID		14.43	14.39	14.29	28.68	61.59
11	2	14899	1995	(4)	U21	MERCER Patrick	NOR		14.26	14.57	14.42	28.68	61.59
13	3	19686	1996	(5)	U21	BRADFORD-SMITH Jack	ASR		14.67	14.46	14.44	28.90	67.59
14	9	41650	1996	(6)	U21	SELLWOOD Thomas	CAR		14.36	14.75	14.57	28.93	68.40
15	6	19854	1999	(3)	U18	BINGHAM Jonathan	ESX		15.20	14.66	14.57	29.23	76.58
16	29	19132	1994	(6)	SEN	HUTCHINGS Michael	WGC		15.17	14.69	14.59	29.28	77.94
17	20	21189	1998	(4)	U18	BIGGS Saul	FLK		14.96	14.83	14.62	29.45	82.57
18	16	22009	2001	(1)	U16	APPLETON Byron	HEM		14.78	14.71	14.75	29.46	82.85
19	15	20683	1999	(5)	U18	SPEED Craig	ASR		14.70	15.13	14.78	29.48	83.39


Norfolk Club National 2015
 Norfolk Snowsports Club
 Special Slalom - Males
 Final ranking - Club National

Rank	Bib.	RegNo	Year	Rank)	Cat	Name	Club	====	Run-1	Run-2	Run-3	Time	Points
20	18	22072	1998	(6)	U18	CHARLTON Harvey	ASR		15.17	14.82	14.96	29.78	91.57
21	17	19458	2002	(1)	U14	HUPPACH Josef	PND		14.91	15.07	15.11	30.02	98.11
22	21	21718	1970	(2)	MAS	ROSS David	TSN		15.11		15.11	30.22	103.56
23	5	20673	1999	(7)	U18	BANNISTER Adam	ASR		14.92	15.01	15.31	30.23	103.83
24	24	19941	1999	(8)	U18	LAWRENCE Thomas	MID		15.21	15.13	15.18	30.31	106.01
25	19	2657	1966	(3)	MAS	BANNISTER Simon	ASR		15.16	15.01	15.52	30.53	112.01
26	48	18809	1999	(9)	U18	FENELEY William	NOR		15.33	15.37	15.32	30.65	115.28
27	46	21691	1999	(10)	U18	LANE Joshua	NOR		15.56	15.01	15.69	30.70	116.64
28	27	21051	2001	(2)	U16	UPTON Thomas	MID		15.36	15.33	15.44	30.77	118.55
29	28	21723	2000	(3)	U16	HOWE Charlie	NOR		15.84	15.49	15.43	30.92	122.63
30	33	21169	1999	(11)	U18	FOWLES James	FLK		15.81	15.11	15.85	30.96	123.72
31	52	21857	1999	(12)	U18	WHEELER Ryan	CHT		16.50	15.41	15.57	30.98	124.27
31	11	20239	1993	(7)	SEN	CHAMPION Ben	CHT		15.68		15.30	30.98	124.27
33	34	19829	2001	(4)	U16	HEMMING Ethan	MID		15.69	15.41	15.67	31.08	126.99
33	25	21594	1999	(13)	U18	WORTT Aaron	ASR		15.72	15.43	15.65	31.08	126.99
35	54	20184	2000	(5)	U16	NEWTON William	HEM		17.11	15.72	15.54	31.26	131.90
36	43	21103	2001	(6)	U16	WILLIAMS-GRAVENER David	FLK		16.14	15.45	15.86	31.31	133.26
37	36	21408	2000	(7)	U16	MILLER-HASTINGS Frankie	FLK		15.75	15.44	15.89	31.33	133.81
38	37	20884	2003	(2)	U14	THOMPSON Joseph	NOR		16.36	15.73	15.61	31.34	134.08
39	32	21632	2001	(8)	U16	SHEMMANS Jake	ASR			15.85	15.50	31.35	134.35
40	59	DAYJW.	2000	(9)	U16	WALES Joesph	NOR		16.19	15.94	15.45	31.39	135.44
41	57	DAYJR	1996	(7)	U21	REEDER James	VIK		16.89	16.18	16.36	32.54	166.78
41	30	10596	1963	(4)	MAS	BUNTON Paul	CHT		16.40	16.14	16.40	32.54	166.78
43	31	21004	1998	(14)	U18	GIBBS James	ASR		16.63	16.40	16.29	32.69	170.87
44	40	20640	2002	(3)	U14	FENELEY Jack	PND		16.52	16.51	16.43	32.94	177.68
45	50	20839	2003	(4)	U14	ROSS Callum	SBR	SBR	16.78	16.54	16.52	33.06	180.95
46	61	22816	1960	(5)	MAS	OHSTEN Benjamin	NOR		17.20	16.40	16.68	33.08	181.50
47	39	19855	2002	(5)	U14	BINGHAM Nicholas	ESX		16.58		16.53	33.11	182.32
48	35	21626	1967	(6)	MAS	ATKINSON Andrew	CHT		17.00	16.77	16.59	33.36	189.13
49	38	21605	2002	(6)	U14	SMITH Nathan	ASR		17.25	16.59	17.10	33.69	198.12
50	45	13217	1968	(7)	MAS	SHARP Anthony	HEM		17.27		16.53	33.80	201.12
51	53	21975	1999	(15)	U18	HOCKING Alexander	FPS	FPS	17.65	16.96	16.85	33.81	201.39
52	42	41719	2002	(7)	U14	BUTTERWORTH Thomas	WWS		17.18	17.07	16.75	33.82	201.67
53	64	DAYST	1964	(8)	MAS	THOMSON Stewart	VIK		19.06	17.23	17.05	34.28	214.20
53	44	22188	2000	(10)	U16	TRUST Alexander	ASR		16.93		17.35	34.28	214.20
55	41	21600	2000	(11)	U16	SMITH Euan	ASR		17.45	17.40	17.02	34.42	218.02
56	65	DAYGB	2003	(8)	U14	BUSHELL George	NOR			17.45	17.15	34.60	222.92
57	60	21875	2001	(12)	U16	HADDEN Alexander	ESX		17.49	17.41	17.27	34.68	225.10
58	47	10372	1959	(9)	MAS	ANDERSON Christopher	VIK		17.52	17.25	17.54	34.79	228.10
59	62	DAYMS.	1967	(10)	MAS	SYDER Mark	NOR		17.77	17.48	17.37	34.85	229.74
60	66	21194	2003	(9)	U14	NEWTON Charlie	HEM		18.44	17.66	17.33	34.99	233.55
61	51	22162	2000	(13)	U16	WESTON Ryan	FLK			17.41	17.66	35.07	235.73
62	49	21601	1969	(11)	MAS	SMITH Anthony	ALD	ALD	17.93	17.53	17.58	35.11	236.82
63	67	22306	2003	(10)	U14	TURNER Alfie	HEM		17.84	17.42	18.01	35.43	245.54
64	58	22212	2003	(11)	U14	MCANALLY Ewan	WGC		18.79	18.43	17.95	36.38	271.43
65	56	22203	2003	(12)	U14	GILES Daniel	MID		18.59	18.58	19.53	38.11	318.58

Did Not Finish - Run-1 (4)

32	21632	2001		U16	SHEMMANS Jake	ASR			15.85	15.50			
51	22162	2000		U16	WESTON Ryan	FLK			17.41	17.66			
55	22196	2000		U16	WARSOP Rowan	NOR			17.00				




Norfolk Club National 2015
 Norfolk Snowsports Club
 Special Slalom - Males
 Final ranking - Club National

Rank	Bib.	RegNo	Year	Rank)	Cat	Name	Club	====	Run-1	Run-2	Run-3	Time	Points
	63	DAYOD	1999		U18	DEWSON Oliver	NOR			16.15			


Disqualified - Run-1 (1)

	65	DAYGB	2003		U14	BUSHELL George	NOR			17.45	17.15	Gate 13	
--	----	-------	------	--	-----	----------------	-----	---	--	-------	-------	---------	--

Did Not Finish - Run-2 (4)

	21	21718	1970		MAS	ROSS David	TSN		15.11		15.11		
	39	19855	2002		U14	BINGHAM Nicholas	ESX		16.58		16.53		
	44	22188	2000		U16	TRUST Alexander	ASR		16.93		17.35		
	45	13217	1968		MAS	SHARP Anthony	HEM		17.27		16.53		

Disqualified - Run-2 (1)

	11	20239	1993		SEN	CHAMPION Ben	CHT		15.68		15.30	Gate 11	
--	----	-------	------	--	-----	--------------	-----	---	-------	--	-------	---------	--

Did Not Finish - Run-3 (2)

	55	22196	2000		U16	WARSOP Rowan	NOR			17.00			
	63	DAYOD	1999		U18	DEWSON Oliver	NOR			16.15			

Technical Delegate

Norfolk Club National 2015
Norfolk Snowsports Club
Special Slalom - Males
Penalty calculation

Rank	Bib.	RegNo	Year	Cat	Name	Club	Points	Best 5	Race points
------	------	-------	------	-----	------	------	--------	--------	-------------

Best 10 at finish

1	4	17284	1996	U21	SIEBER James	ASR	12.91	12.91	0.00
2	12	4777	1985	MAS	HATCHER David	AVO	6.91	6.91	8.45
3	13	17356	1991	SEN	HORNSBY Harry	MID	7.80	7.80	18.26
4	8	18610	1991	SEN	DEAKIN William	HEM	38.84	-	-
5	14	18629	1993	SEN	MOLLOY Daniel	NOR	26.11	-	-
6	26	20293	1996	U21	CLAYTON Adam	NOR	98.59	-	-
7	23	18810	1997	U21	FENELEY Luke	NOR	83.08	-	-
8	7	19420	1998	U18	WITTS Callum	PND	16.28	16.28	43.33
9	1	17467	1993	SEN	TREBILCOCK Robert	HEM	23.58	23.58	49.87
10	22	22166	1999	U18	HOLMES Thomas	NOR	81.62	-	-

Best 5 at start

2	12	4777	1985	MAS	HATCHER David	AVO	6.91
3	13	17356	1991	SEN	HORNSBY Harry	MID	7.80
1	4	17284	1996	U21	SIEBER James	ASR	12.91
8	7	19420	1998	U18	WITTS Callum	PND	16.28
9	1	17467	1993	SEN	TREBILCOCK Robert	HEM	23.58

(DNF: Did Not Finish, DSQ: Disqualified)

TOTAL

(B) List points of best 5 at start	67.48	
(A) List points of the best 5 to finish in top 10		67.48
(C) Race points of corresponding competitors		119.91

Calculated penalty (A + B - C) = 15.05 / 10	1.51
Correction value (Z)	0.00
Category adder	0.00
Applied penalty	(1.51) 10.00

Technical Delegate