



TEAM TELFORD CLUB NATIONAL

2015 with u12's

Special Slalom - u10/u12's Boys & Girls

Official ranking

Rank	Bib.	Code	Name	Year	Rank	Category	Club	Run 1	Run 2	Time	Gap
<b>Gender : ** Boys **</b>											
1	81	21837	WOOLLEY Kieran	2005	(1)	U12 Boys	MID	15.18	* 14.97	<b>14.97</b>	
2	78	21121	STANWAY Kayne	2005	(2)	U12 Boys	SMK	15.75	* 15.40	<b>15.40</b>	0.43
3	73	22771	QUINN Charlie	2007	(1)	U10 Boys	SZR	* 16.79	16.97	<b>16.79</b>	1.82
4	65	22787	BARFOOT Joshua	2005	(3)	U12 Boys	BSA	17.70	* 16.93	<b>16.93</b>	1.96
5	76	21698	STOCKS Elliot	2005	(4)	U12 Boys	MSR	17.33	* 17.03	<b>17.03</b>	2.06
6	71	21827	DEEM Charlie	2005	(5)	U12 Boys	MID	17.87	* 17.25	<b>17.25</b>	2.28
7	75	22123	SUNDIN Jacob	2006	(6)	U12 Boys	LIO	18.25	* 17.35	<b>17.35</b>	2.38
8	63	22780	BOODEEA Adam	2007	(2)	U10 Boys	SZR	* 17.61		<b>17.61</b>	2.64
9	62	22905	PARTON Lewis	2007	(3)	U10 Boys	TEL	20.84	* 18.46	<b>18.46</b>	3.49
10	77	36642	MCKEY Lewis	2006	(7)	U12 Boys	GSR	* 18.95	19.65	<b>18.95</b>	3.98
11	68	22819	BOYES-HUNTER Henry	2007	(4)	U10 Boys	MSR	* 18.96	19.19	<b>18.96</b>	3.99
12	72	23186	ORZEL Adam	2008	(5)	U10 Boys	MID	* 19.08	19.57	<b>19.08</b>	4.11
13	64	23329	GERMANY Alex	2006	(8)	U12 Boys	SZR	19.48	* 19.16	<b>19.16</b>	4.19
14	79	22673	ATKINSON Liam	2007	(6)	U10 Boys	CHT	20.45	* 19.40	<b>19.40</b>	4.43
15	70	21644	HUMPHREYS George	2005	(9)	U12 Boys	MSR	* 19.48	19.58	<b>19.48</b>	4.51
16	67	22849	HODGSON Jacob	2006	(10)	U12 Boys	LIO	20.87	* 19.92	<b>19.92</b>	4.95
17	80	22034	MARLOR Bradley	2006	(11)	U12 Boys	PND	* 20.26	20.48	<b>20.26</b>	5.29
18	69	23083	PARKER MCLAIN Harry	2007	(7)	U10 Boys	DRA	21.42	* 21.41	<b>21.41</b>	6.44
19	74	23291	BROOMHALL Finlay	2007	(8)	U10 Boys	TEL	* 21.70	22.33	<b>21.70</b>	6.73
20	61	22848	HARRISON Christopher	2007	(9)	U10 Boys		26.46	* 25.42	<b>25.42</b>	10.45
21	66		SIMCOX Jack	2005	(12)	U12 Boys	TEL	53.70	* 26.79	<b>26.79</b>	11.82

Disqualified - Run 2 (1)

63	22780	BOODEEA Adam	2007		U10 Boys	SZR	* 17.61				Gate 9
----	-------	--------------	------	--	----------	-----	---------	--	--	--	--------

Technical Delegate



TEAM TELFORD CLUB NATIONAL  
2015 with u12's  
Special Slalom - Female - Combined  
Official ranking

Rank	Bib.	Code	Name	Year	Run 1	Run 2	Time	Gap
------	------	------	------	------	-------	-------	------	-----

Disqualified - Run 1 (1)

	17	21094	DRUMMOND Isabel	2001		21.44		Gate 7
--	----	-------	-----------------	------	--	-------	--	--------

Did Not Start - Run 2 (3)

	10	18793	O'NEILL Ella	1997	15.83			
	12	21349	HILLS Alison	1980				
	25	21509	JEFFERSON Jemima	2004				

Did Not Finish - Run 2 (1)

	13	41007	GODDARD Emily	1987				
--	----	-------	---------------	------	--	--	--	--



**TEAM TELFORD CLUB NATIONAL**

2015 with u12's

Special Slalom - Male - Combined

Official ranking

Rank	Bib.	Code	Name	Year	Run 1	Run 2	Time	Gap
28	43	21203	BREESE Thomas	2003	17.35	18.13	<b>35.48</b>	8.02
29	40	22125	BROWN Joseph	2004	17.99	18.21	<b>36.20</b>	8.74
30	28	21815	MUSTON Charles	2002	17.61	18.93	<b>36.54</b>	9.08
31	46	23319	GREENSMITH Thomas	2003	19.33	19.77	<b>39.10</b>	11.64
32	34	22902	NAYLOR Malcolm	1942	19.70	20.46	<b>40.16</b>	12.70
33	32	21456	VINCENT Ben	2003	19.71	20.98	<b>40.69</b>	13.23
34	42	22050	WEBB Andrew	2004	19.74	20.99	<b>40.73</b>	13.27
35	41	20729	WILLIAMS Matthew	2004	20.28	21.08	<b>41.36</b>	13.90
36	47	22163	COOPER-WALKER Josef	2000	20.92	21.67	<b>42.59</b>	15.13
37	6	20897	NICKSON Joseph	1996	37.08	15.10	<b>52.18</b>	24.72
38	44	22579	KENT Adam	1991	38.19	17.26	<b>55.45</b>	27.99
39	39	22915	FORSTER Will	2004	21.84	56.56	<b>1:18.40</b>	50.94

**Disqualified - Run 1 (3)**

19	20165	COSHAM Harry	2003		17.85			Gate 12
36	23311	FULLER Joshua	2003					Gate 5
45	21666	ELLIS Lucas	2004			16.54		Gate 15

**Did Not Finish - Run 2 (5)**

1	19051	WEEKS Oliver	2001	14.81				
8	20193	BROWN Cameron	1998	14.97				
22	41831	DAVIES Alex	2002	16.61				
33	22637	EVANS William	1999	17.57				
35	22865	SULTANA Matthew	2003	21.21				

**Disqualified - Run 2 (1)**

36	23311	FULLER Joshua	2003					Gate 13
----	-------	---------------	------	--	--	--	--	---------



**TEAM TELFORD CLUB NATIONAL**

**2015 with u12's**

**Special Slalom - Female - Race 1**

**Official Ranking**


<b>Rank</b>	<b>Bib.</b>	<b>Code</b>	<b>Name</b>	<b>Year</b>	<b>Category</b>	<b>Rank</b>	<b>Club</b>	<b>Time</b>	<b>Gap</b>	<b>Points</b>
-------------	-------------	-------------	-------------	-------------	-----------------	-------------	-------------	-------------	------------	---------------

**Disqualified (1)**

	17	21094	<b>DRUMMOND Isabel</b>	2001	U16		TEL		Gate 7	
--	----	-------	------------------------	------	-----	--	-----	--	--------	--

**Technical Delegate**





**TEAM TELFORD CLUB NATIONAL  
2015 with u12's  
Special Slalom - Female - Race 1  
Penalty calculation**

Rank	Bib.	Code	Name	Category	Club	Points	Best 5	Race points
<b>Best 10 at finish</b>								
1	9	41705	HALLETT Georgia	U21	GLO	10.21	10.21	0.00
2	15	20599	SHERING Nicole	U18	TSN	43.90	43.90	0.46
3	1	19781	POTTER Shannon	U16	MSR	38.35	38.35	3.66
4	10	18793	O'NEILL Ella	U21	HEM	41.73	41.73	4.12
5	3	18617	HANCOCK Maxine	U21	MID	68.89	-	-
6	11	20317	WALTON Kirsten	U18	LIO	57.78	57.78	38.42
7	2	21024	JACKSON Ellie	U16	MID	97.46	-	-
8	16	21816	TUBBS Jessica	U18	TSN	268.29	-	-
9	22	21510	JEFFERSON Maisie	U14		-	-	-
9	5	22012	GATTY Victoria	U18	PND	172.85	-	-

**Best 5 at start**

1	9	41705	HALLETT Georgia	U21	GLO	10.21		
3	1	19781	POTTER Shannon	U16	MSR	38.35		
DNF	13	41007	GODDARD Emily	SEN	GLO	39.10		
4	10	18793	O'NEILL Ella	U21	HEM	41.73		
2	15	20599	SHERING Nicole	U18	TSN	43.90		

**TOTAL**


(B) List points of best 5 at start	<b>173.29</b>	
(A) List points of the best 5 to finish in top 10		<b>191.97</b>
(C) Race points of corresponding competitors		<b>46.66</b>
Calculated penalty (A + B - C) = 318.60 / 10	31.86	
Correction value (Z)	0.00	
Category adder	0.00	
Applied penalty	<b>31.86</b>	

Technical Delegate



**TEAM TELFORD CLUB NATIONAL**  
**2015 with u12's**  
**Special Slalom - Female - Race 2**  
**Official Ranking**

**Technical Delegate**



**TEAM TELFORD CLUB NATIONAL  
2015 with u12's  
Special Slalom - Female - Race 2  
Penalty calculation**

Rank	Bib.	Code	Name	Category	Club	Points	Best 5	Race points
<b>Best 10 at finish</b>								
1	9	41705	HALLETT Georgia	U21	GLO	10.21	10.21	0.00
2	15	20599	SHERING Nicole	U18	TSN	43.90	43.90	0.94
3	1	19781	POTTER Shannon	U16	MSR	38.35	38.35	21.22
4	3	18617	HANCOCK Maxine	U21	MID	68.89	68.89	52.34
5	11	20317	WALTON Kirsten	U18	LIO	57.78	57.78	68.37
6	5	22012	GATTY Victoria	U18	PND	172.85	-	-
7	2	21024	JACKSON Ellie	U16	MID	97.46	-	-
8	8	21441	ORCHARD Ellie	U16	HEM	151.41	-	-
9	4	22127	PULLAN Aimee	U18		110.14	-	-
10	16	21816	TUBBS Jessica	U18	TSN	268.29	-	-

**Best 5 at start**

1	9	41705	HALLETT Georgia	U21	GLO	10.21		
3	1	19781	POTTER Shannon	U16	MSR	38.35		
DNF	13	41007	GODDARD Emily	SEN	GLO	39.10		
2	15	20599	SHERING Nicole	U18	TSN	43.90		
5	11	20317	WALTON Kirsten	U18	LIO	57.78		

**TOTAL**

(B) List points of best 5 at start	<b>189.34</b>	
(A) List points of the best 5 to finish in top 10		<b>219.13</b>
(C) Race points of corresponding competitors		<b>142.87</b>
Calculated penalty (A + B - C) = 265.60 / 10	26.56	
Correction value (Z)	0.00	
Category adder	0.00	
Applied penalty	<b>26.56</b>	

Technical Delegate



**TEAM TELFORD CLUB NATIONAL**

**2015 with u12's**

**Special Slalom - Male - Race 1**


**Official Ranking**

Rank	Bib.	Code	Name	Year	Category	Rank	Club	Time	Gap	Points
29	31	21823	TUBBS Charlie	2003	U14	(4)	TSN	17.32	3.18	161.92
30	43	21203	BREESE Thomas	2003	U14	(5)		17.35	3.21	163.45
31	33	22637	EVANS William	1999	U18	(6)	TEL	17.57	3.43	174.65
32	28	21815	MUSTON Charles	2002	U16	(11)	MSR	17.61	3.47	176.69
33	23	41661	THOMAS Cyffin	2000	U18	(7)	DRA	17.88	3.74	190.44
34	40	22125	BROWN Joseph	2004	U14	(6)	LIO	17.99	3.85	196.04
35	46	23319	GREENSMITH Thomas	2003	U14	(7)	PND	19.33	5.19	264.27
36	34	22902	NAYLOR Malcolm	1942	MAS	(7)	MSR	19.70	5.56	283.11
37	32	21456	VINCENT Ben	2003	U14	(8)	TSN	19.71	5.57	283.62
38	42	22050	WEBB Andrew	2004	U14	(9)	TEL	19.74	5.60	285.15
39	41	20729	WILLIAMS Matthew	2004	U14	(10)	TEL	20.28	6.14	312.64
40	47	22163	COOPER-WALKER Josef	2000	U18	(8)	AVO	20.92	6.78	345.23
41	35	22865	SULTANA Matthew	2003	U14	(11)		21.21	7.07	360.00
42	39	22915	FORSTER Will	2004	U14	(12)	RAV	21.84	7.70	392.08
43	6	20897	NICKSON Joseph	1996	U21	(4)	PND	37.08	22.94	1168.09
44	44	22579	KENT Adam	1991	SEN	(2)	MID	38.19	24.05	1224.61

**Disqualified (3)**

19	20165	COSHAM Harry	2003	U14	SZR	Gate 12
36	23311	FULLER Joshua	2003	U14	SMK	Gate 5
45	21666	ELLIS Lucas	2004	U14	LIO	Gate 15

**Technical Delegate**



**TEAM TELFORD CLUB NATIONAL  
2015 with u12's  
Special Slalom - Male - Race 1  
Penalty calculation**

Rank	Bib.	Code	Name	Category	Club	Points	Best 5	Race points
<b>Best 10 at finish</b>								
1	11	19005	NORRIS Kieran	SEN	AMB	1.29	1.29	0.00
2	2	18467	WHITE Alex	U21	HEM	62.92	-	-
3	7	19569	RASCAGNERES Thomas	U18	MSR	49.06	49.06	21.39
4	1	19051	WEEKS Oliver	U16	MID	46.15	46.15	34.12
5	8	20193	BROWN Cameron	U21	PPS	41.77	41.77	42.26
5	5	21097	HOLMES Robert	U16	PND	81.02	-	-
7	10	19673	MOLLIEX Alex	MAS	MSR	52.00	-	-
8	14	21107	CARSON Sam	U18	PPS	14.07	14.07	61.61
9	3	31283	NESBITT Ross	U16	GSR	95.29	-	-
10	12	45220	INGLE Matthew	MAS	NWSC	104.25	-	-

**Best 5 at start**

1	11	19005	NORRIS Kieran	SEN	AMB	1.29		
8	14	21107	CARSON Sam	U18	PPS	14.07		
5	8	20193	BROWN Cameron	U21	PPS	41.77		
4	1	19051	WEEKS Oliver	U16	MID	46.15		
3	7	19569	RASCAGNERES Thomas	U18	MSR	49.06		

**TOTAL**

(B) List points of best 5 at start	<b>152.34</b>	
(A) List points of the best 5 to finish in top 10		<b>152.34</b>
(C) Race points of corresponding competitors		<b>159.38</b>
Calculated penalty (A + B - C) = 145.30 / 10	14.53	
Correction value (Z)	0.00	
Category adder	0.00	
Applied penalty	<b>14.53</b>	

Technical Delegate





**TEAM TELFORD CLUB NATIONAL**

2015 with u12's

Special Slalom - Male - Race 2

Official Ranking

Rank	Bib.	Code	Name	Year	Cate	Rank	Club	Time	Gap	Points
29	31	21823	TUBBS Charlie	2003	U14	(4)	TSN	17.90	4.58	247.57
30	24	19985	THORNTON Adam	2003	U14	(5)	LIO	18.03	4.71	254.59
31	43	21203	BREESE Thomas	2003	U14	(6)		18.13	4.81	260.00
31	29	20369	LAW Joshua	2003	U14	(6)	TEL	18.13	4.81	260.00
33	40	22125	BROWN Joseph	2004	U14	(8)	LIO	18.21	4.89	264.32
34	28	21815	MUSTON Charles	2002	U16	(9)	MSR	18.93	5.61	303.24
35	46	23319	GREENSMITH Thomas	2003	U14	(9)	PND	19.77	6.45	348.65
36	34	22902	NAYLOR Malcolm	1942	MAS	(7)	MSR	20.46	7.14	385.95
37	32	21456	VINCENT Ben	2003	U14	(10)	TSN	20.98	7.66	414.05
38	42	22050	WEBB Andrew	2004	U14	(11)	TEL	20.99	7.67	414.59
39	41	20729	WILLIAMS Matthew	2004	U14	(12)	TEL	21.08	7.76	419.46
40	47	22163	COOPER-WALKER Josef	2000	U18	(7)	AVO	21.67	8.35	451.35
41	39	22915	FORSTER Will	2004	U14	(13)	RAV	56.56	43.24	2337.30


**Did Not Finish (5)**

1	19051	WEEKS Oliver	2001	U16	MID
8	20193	BROWN Cameron	1998	U21	PPS
22	41831	DAVIES Alex	2002	U16	JRS
33	22637	EVANS William	1999	U18	TEL
35	22865	SULTANA Matthew	2003	U14	

**Disqualified (1)**

36	23311	FULLER Joshua	2003	U14	SMK	Gate 13
----	-------	---------------	------	-----	-----	---------

Technical Delegate



**TEAM TELFORD CLUB NATIONAL  
2015 with u12's  
Special Slalom - Male - Race 2  
Penalty calculation**

Rank	Bib.	Code	Name	Category	Club	Points	Best 5	Race points
<b>Best 10 at finish</b>								
1	11	19005	NORRIS Kieran	SEN	AMB	1.29	1.29	0.00
2	7	19569	RASCAGNERES Thomas	U18	MSR	49.06	49.06	56.22
3	2	18467	WHITE Alex	U21	HEM	62.92	62.92	76.76
4	5	21097	HOLMES Robert	U16	PND	81.02	-	-
5	10	19673	MOLLIEX Alex	MAS	MSR	52.00	52.00	89.19
6	4	17963	BREESE Nathan	U18		91.29	-	-
7	6	20897	NICKSON Joseph	U21	PND	100.88	-	-
8	3	31283	NESBITT Ross	U16	GSR	95.29	-	-
9	9	18652	THORNTON Luke	U21	LIO	74.27	-	-
10	14	21107	CARSON Sam	U18	PPS	14.07	14.07	118.92

**Best 5 at start**

1	11	19005	NORRIS Kieran	SEN	AMB	1.29		
10	14	21107	CARSON Sam	U18	PPS	14.07		
DNF	8	20193	BROWN Cameron	U21	PPS	41.77		
DNF	1	19051	WEEKS Oliver	U16	MID	46.15		
2	7	19569	RASCAGNERES Thomas	U18	MSR	49.06		

**TOTAL**

(B) List points of best 5 at start	<b>152.34</b>	
(A) List points of the best 5 to finish in top 10		<b>179.34</b>
(C) Race points of corresponding competitors		<b>341.09</b>
Calculated penalty (A + B - C) = -9.41 / 10	-0.94	
Correction value (Z)	0.00	
Category adder	0.00	
Applied penalty	<b>(-0.94) 10.00</b>	

Technical Delegate