

Hemel Ski Race Club

High Quality Race Training and Race Support

In association with the

Snow Centre

Snowsport England

and our Regional Partner, ERSA



The Snow Centre Hemel

Club National 2016

Special Slalom - Boys & Girls (U12/10)

Official ranking



COMPETITION JURY

TECHNICAL DELEGATE	MANNS David	(GBR)
CHIEF OF RACE	GRANT Andrea	(HEM)
REFEREE	METHRINGHAM Stephen	(SMK)

WEATHER

CONDITIONS	Indoor Snow - Cold
AIR TEMPERATURE	START : -6.0 °C FINISH : -6.0 °C

1st RUN

COURSESETTER	THOMPSON Matthew	(HEM)
FORERUNNERS	- A - THOMPSON Matthew	(HEM)
COURSE	The Snow Centre	
START	124 m	
FINISH	91 m	
DROP	33 m	
LENGTH	160 m	
HOMOLOGATION	CN GP PS 24-Jul-2019	
GATES	12	
DIRECTIONS	12	
STARTING TIME	1715	

2nd RUN

COURSESETTER	THOMPSON Matthew	(HEM)
FORERUNNERS	- A - THOMPSON Matthew	(HEM)
COURSE	The Snow Centre	
START	124 m	
FINISH	91 m	
DROP	33 m	
LENGTH	160 m	
HOMOLOGATION	CN GP PS 24-Jul-2019	
GATES	12	
DIRECTIONS	12	
STARTING TIME	1715	

LIST n°315

Rank	Bib.	RegNo	Year	(Rank)	Cat	Name	====	Club	Run 1	Run 2	Time	Gap
------	------	-------	------	--------	-----	------	------	------	-------	-------	------	-----






++ Under 10 - Girls ++

1	112	22892	2007	(1)	U10	TUTT Holly		HEM	12.47	12.66	12.47	
2	122	22859	2007	(2)	U10	PUTMAN Daisy		TSN	14.77	14.21	14.21	1.74
3	114	23309	2008	(3)	U10	CALDWELL Kitty-Jay		TSN	15.31	15.32	15.31	2.84
4	104	DAYLA	2007	(4)	U10	AYTON Lila		BRO	16.00	16.07	16.00	3.53
5	102	23258	2008	(5)	U10	BUNTON Aimee		HEM	17.15	16.93	16.93	4.46
6	120	DAYZC	2007	(6)	U10	COZENS Zoe		NOR	18.18	17.43	17.43	4.96
7	110	DAYCU	2007	(7)	U10	UNSWORTH Charlotte		HEM	18.85	17.81	17.81	5.34
8	115	45245	2007	(8)	U10	LEWIS Ffion		CAR	18.72	18.66	18.66	6.19
9	107	DAYSK	2007	(9)	U10	KELHAM Sophia		HEM	20.54	19.04	19.04	6.57
10	124	DAYLH	2008	(10)	U10	HOWESON Lucy		HEM	19.81	19.36	19.36	6.89

++ Under 10 - Boys ++

1	150	22771	2007	(1)	U10	QUINN Charlie		SZR	12.20	12.05	12.05	
2	145	22780	2007	(2)	U10	BOODEEA Adam		SZR	12.70	12.90	12.70	0.65
3	147	DAYAP	2008	(3)	U10	PARKER Alfie		HEM	13.86		13.86	1.81
4	132	DAYNK	2008	(4)	U10	KENDAL Noah		WGC	14.14	14.02	14.02	1.97
5	155	DAYKM	2007	(5)	U10	MITCHELL Kieran		NOR	14.87	14.77	14.77	2.72



Rank	Bib.	RegNo	Year	(Rank)	Cat	Name	====	Club	Run 1	Run 2	Time	Gap
6	151	23289	2007	(6)	U10	WILLIAMS Tom		TSN	38.44	16.06	16.06	4.01
7	131	23396	2007	(7)	U10	HOUNSHAM Geno		SAS	47.51	16.14	16.14	4.09
8	144	DAYBS	2008	(8)	U10	STEVENS Brooks-C		HEM	16.63	17.06	16.63	4.58
9	126	DAYRJ	2007	(9)	U10	JONES Richard		HEM	16.98	16.68	16.68	4.63
10	146	DAYTD	2008	(10)	U10	DAUDY Theodore		HEM	17.11	17.34	17.11	5.06

Did Not Start - Run 1 (1)

130	22819	2007		U10	BOYES-HUNTER Henry		MSR					
-----	-------	------	--	-----	--------------------	--	-----	--	--	--	--	--

Did Not Start - Run 2 (1)

130	22819	2007		U10	BOYES-HUNTER Henry		MSR					
-----	-------	------	--	-----	--------------------	--	-----	--	--	--	--	--

Disqualified - Run 2 (1)

147	DAYAP	2008		U10	PARKER Alfie		HEM					Gate 5
-----	-------	------	--	-----	--------------	--	-----	--	--	--	--	--------

++ Under 12 - Girls ++

1	119	23273	2005	(1)	U12	PARKER Abbie		HEM	12.28	12.19	12.19	
2	106	22878	2005	(2)	U12	DUSANJH AUTY India			12.53	12.81	12.53	0.34
3	116	22122	2005	(3)	U12	THOMPSON Niamh		TSN	12.59	12.60	12.59	0.40
4	109	22938	2006	(4)	U12	HOWESON Olivia		HEM	13.06	12.76	12.76	0.57
5	117	22136	2006	(5)	U12	ORZEL Emilia		MID	13.53	13.33	13.33	1.14
6	121	22858	2006	(6)	U12	PUTMAN Abigail		TSN	14.68	13.99	13.99	1.80
7	123	DAYCS	2005	(7)	U12	STEVENS Cordelia		HEM	14.07	14.24	14.07	1.88
8	101	23308	2005	(8)	U12	BURTON Evie			14.09	14.23	14.09	1.90
9	111	DAYIL	2005	(9)	U12	LINCOLN Isabel		NOR	15.10	14.77	14.77	2.58
10	113	22900	2005	(10)	U12	ARLOTT Holly		HEM	14.78	15.24	14.78	2.59
11	118	23330	2006	(11)	U12	GERMANY Emma		SZR	14.82		14.82	2.63
12	105	42044	2006	(12)	U12	HESLOP Heather		CAR	15.50	15.41	15.41	3.22
13	103	DAYGN	2006	(13)	U12	GODENECHÉ Ninon		TSN	17.73	16.66	16.66	4.47

Did Not Start - Run 1 (1)

108	22110	2006		U12	FAIRFULL Madeleine		HEM					
-----	-------	------	--	-----	--------------------	--	-----	--	--	--	--	--

Disqualified - Run 1 (1)

125	23425	2005		U12	VIMPANY Lara		TSN					Gate 7
-----	-------	------	--	-----	--------------	--	-----	--	--	--	--	--------

Did Not Start - Run 2 (1)

108	22110	2006		U12	FAIRFULL Madeleine		HEM					
-----	-------	------	--	-----	--------------------	--	-----	--	--	--	--	--


















Disqualified - Run 2 (2)

118	23330	2006		U12	GERMANY Emma		SZR					Gate 5
125	23425	2005		U12	VIMPANY Lara		TSN					Gate 7

++ Under 12 - Boys ++

1	152	21121	2005	(1)	U12	STANWAY Kayne		SMK	11.66	11.58	11.58	
---	-----	-------	------	-----	-----	---------------	--	-----	-------	-------	--------------	--

The Snow Centre Hemel
 Club National 2016
 Special Slalom - Boys & Girls (U12/10)
 Official ranking

Rank	Bib.	RegNo	Year	(Rank)	Cat	Name	====	Club	Run 1	Run 2	Time	Gap
2	139	21837	2005	(2)	U12	WOOLLEY Kieran		MID	11.66	25.29	11.66	0.08
3	140	22787	2005	(3)	U12	BARFOOT Joshua		HEM	27.08	12.05	12.05	0.47
4	148	22087	2005	(4)	U12	PARKER Travis		NOR	12.22	12.06	12.06	0.48
5	128	22059	2006	(5)	U12	DADE Jake		NOR	12.79	12.49	12.49	0.91
6	129	21649	2005	(6)	U12	BUNTON Ryan		HEM	12.52	12.66	12.52	0.94
7	154	22218	2005	(7)	U12	STANLEY Harvey		SAS	12.76	12.60	12.60	1.02
8	134	23348	2006	(8)	U12	DUNCAN Harry		TSN	12.77		12.77	1.19
9	133	23298	2006	(9)	U12	PARKES Oliver		HEM	13.00	13.02	13.00	1.42
10	137	22452	2005	(10)	U12	BUSH Jacob		SMK	13.12	13.31	13.12	1.54
11	138	DAYJT	2005	(11)	U12	THOMAS Jesse		HEM	13.45	13.32	13.32	1.74
12	149	23329	2006	(12)	U12	GERMANY Alex		SZR	13.65	13.40	13.40	1.82
13	142	22453	2006	(13)	U12	BUSH Toby		SMK	13.99	15.04	13.99	2.41
14	127	22363	2006	(14)	U12	BROWN Ben		BRO	14.98	14.17	14.17	2.59
15	153	23247	2005	(15)	U12	WARNE Ben		HEM	14.37	14.18	14.18	2.60
15	136	22846	2006	(15)	U12	HARRISON-SMITH Adam		SAS	14.49	14.18	14.18	2.60
17	143	DAYSC	2006	(17)	U12	COZENS Samual		NOR	16.32	16.11	16.11	4.53
18	135	DAYJH	2006	(18)	U12	HARRIS Jack		HEM	19.42	19.06	19.06	7.48

Did Not Start - Run 1 (1)

141	22060	2005		U12	HUTCHINGS Daniel		SAS					
-----	-------	------	--	-----	------------------	--	-----	--	--	--	--	--

Did Not Start - Run 2 (1)

141	22060	2005		U12	HUTCHINGS Daniel		SAS					
-----	-------	------	--	-----	------------------	--	-----	--	--	--	--	--

Disqualified - Run 2 (1)

134	23348	2006		U12	DUNCAN Harry		TSN					Gate 9
-----	-------	------	--	-----	--------------	--	-----	--	--	--	--	--------

Technical Delegate

Hemel Ski Race Club

High Quality Race Training and Race Support

In association with the

Snow Centre

Snowsport England

and our Regional Partner, ERSA



The Snow Centre Hemel

Club National 2016

Special Slalom - Females

Final ranking - Club National



COMPETITION JURY

TECHNICAL DELEGATE	MANNS David	(GBR)
CHIEF OF RACE	GRANT Andrea	(HEM)
REFEREE	METHRINGHAM Stephen	(SMK)

WEATHER

CONDITIONS	Indoor Snow - Cold
SNOW	Deep, Crisp, Even
AIR TEMPERATURE	START : -6.0 °C FINISH : -6.0 °C

1st RUN

COURSESETTER	BARTLETT Sally	(HEM)
FORERUNNERS	- A - THOMPSON Matthew	(HEM)
COURSE	The Snow Centre	
START	124 m	
FINISH	91 m	
DROP	33 m	
LENGTH	160 m	
HOMOLOGATION	CN GP PS 24-Jul-2019	
GATES	13	
DIRECTIONS	13	
STARTING TIME	1600	

2nd RUN










FORERUNNERS	- A - REIDY Jon	(HEM)
	THOMPSON Matthew	(HEM)
COURSE	The Snow Centre	
START	124 m	
FINISH	91 m	
DROP	33 m	
LENGTH	160 m	
HOMOLOGATION	CN GP PS 24-Jul-2019	
GATES	14	
DIRECTIONS	13	
STARTING TIME	1800	

LIST n°315

Rank	Bib.	RegNo	Year	Cat	(Rank)	Name	====	Club	Run 1	Run 2	Time
1	7	20496	2002	U16	(1)	SCRANAGE-HARRISON Eleanor		HEM	11.98	12.66	24.64
2	12	20599	2000	U18	(1)	SHERING Nicole		TSN	12.39	12.36	24.75
3	15	21355	2001	U16	(2)	TAPSELL Charlotte		HEM	12.66	12.98	25.64
4	9	20317	2000	U18	(2)	WALTON Kirsten		LIO	12.86	13.45	26.31
5	6	22536	2000	U18	(3)	MCLEISH Alice		HEM	12.94	13.46	26.40
6	10	19628	1999	U18	(4)	COOPER Lauren		SAS	13.27	13.42	26.69
7	40	23404	2001	U16	(3)	LUCK Jemma		NOR	13.23	13.68	26.91
8	11	21816	1999	U18	(5)	TUBBS Jessica		TSN	13.21	13.71	26.92
9	4	20860	2002	U16	(4)	BURTON Maisie		LIO	13.49	13.52	27.01
10	13	18617	1997	U21	(1)	HANCOCK Maxine		MID	13.35	14.05	27.40
11	41	23224	2000	U18	(6)	AYTON Elle		BRO	13.66	14.47	28.13
12	47	DAYOH	2004	U14	(1)	HERRIES Olivia		HEM	13.75	14.43	28.18
13	14	21441	2002	U16	(5)	ORCHARD Ellie		HEM	14.07	14.21	28.28
14	3	21734	2001	U16	(6)	ATKINSON Molly		CHT	13.94	14.61	28.55
15	44	21925	2003	U14	(2)	MCLEISH Emily		HEM	14.03	14.65	28.68
16	25	22086	2002	U16	(7)	DRUMMOND Miranda		HEM	14.00	14.83	28.83
17	1	19739	2002	U16	(8)	ROSE Rebecca		EVO	14.35	14.52	28.87
18	5	19459	1960	MAS	(1)	REID Judy		HEM	14.16	14.90	29.06
19	17	20725	2002	U16	(9)	WARMINGTON Harriet		HEM	14.19	14.94	29.13
20	24	23246	2003	U14	(3)	WARNE Charlotte		HEM	14.77	14.42	29.19
21	37	23225	2004	U14	(4)	GIBSON Sophie		HEM	14.79	14.58	29.37



The Snow Centre Hemel
 Club National 2016
 Special Slalom - Females
 Final ranking - Club National

Rank	Bib.	RegNo	Year	Cat	(Rank)	Name	====	Club	Run 1	Run 2	Time
22	42	DAYAS..	2000	U18	(7)	STEVENS Anney		HEM	14.62	14.90	29.52
23	29	DAYCH	1999	U18	(8)	HILLIARD Charlotte		BOW	14.50	15.07	29.57
24	34	22199	2004	U14	(5)	TRUST Emma		ASR	14.94	15.67	30.61
24	30	23109	2003	U14	(5)	WALKER Nancy		SMK	15.05	15.56	30.61
26	23	DAYLS	2002	U16	(10)	STEVENS Lilyella		HEM	15.42	15.24	30.66
27	28	22515	2003	U14	(7)	SHELLEY Annie		VIK	15.42	15.60	31.02
28	16	20767	2000	U18	(9)	WEBSTER Atlanta		NOR	15.22	15.87	31.09
29	45	22941	2004	U14	(8)	WILKINSON Evie			15.54	15.58	31.12
30	33	DAYEA	2003	U14	(9)	AYTON Evie		BRO	15.51	16.20	31.71
31	18	17498	1978	MAS	(2)	COLES Karen		HEM	15.82	16.12	31.94
32	21	21509	2004	U14	(10)	JEFFERSON Jemima		LIO	16.16	15.81	31.97
33	8	21510	2003	U14	(11)	JEFFERSON Maisie		LIO	17.84	14.18	32.02
34	32	22200	2004	U14	(12)	PETERSON Lexie		ASR	16.19	15.99	32.18
35	26	DAYKH	1996	U21	(2)	HARRISON Kara		HEM	16.27	16.48	32.75
36	19	20178	1967	MAS	(3)	DEIGHTON Avelline		HEM	15.96	17.06	33.02
37	46	DAYAJ	2003	U14	(13)	JONES Aimee		HEM	16.86	16.29	33.15
38	36	21719	2003	U14	(14)	THOMAS Sophie		HEM	16.72	16.99	33.71
39	49	DAYLN	2003	U14	(15)	NIGHTINGALE Lucy		HEM	17.06	16.71	33.77
40	38	DAYSH	2004	U14	(16)	HUGHES Sophie		ESX	16.69	17.25	33.94
41	22	45246	2003	U14	(17)	LEWIS Seren		CAR	17.38	17.07	34.45
42	20	22327	2000	U18	(10)	CALDWELL Cara		TSN	17.56	17.88	35.44
43	27	DAYJM	1992	SEN	(1)	MONNERY Julie		HEM	18.95	18.42	37.37
44	48	DAYEG	2003	U14	(18)	GROSE Elise		NOR	18.77	18.81	37.58
45	43	DAYMS	2002	U16	(11)	SHELLEY Madeline		VIK	19.19	19.40	38.59
46	31	23069	2002	U16	(12)	LANDER Isabelle		HEM	32.78	14.21	46.99

Did Not Start - Run 1 (2)

35	DAYEP	2004	U14		PLATT Edie		HEM
39	DAYAS.	2001	U16		SIRS Ashleigh		HEM

Did Not Start - Run 2 (3)

2	12570	1991	SEN		ALLDRIDGE Amanda		SMK
35	DAYEP	2004	U14		PLATT Edie		HEM
39	DAYAS.	2001	U16		SIRS Ashleigh		HEM

Technical Delegate

Hemel Ski Race Club

High Quality Race Training and Race Support

In association with the

Snow Centre

Snowsport England

and our Regional Partner, ERSA



The Snow Centre Hemel

Club National 2016

Special Slalom - Males

Final ranking - Club National



COMPETITION JURY

TECHNICAL DELEGATE	MANNS David	(GBR)
CHIEF OF RACE	GRANT Andrea	(HEM)
REFEREE	METHRINGHAM Stephen	(SMK)

WEATHER

CONDITIONS	Indoor Snow - Cold
SNOW	Deep, Crisp, Even
AIR TEMPERATURE	START : -6.0 °C FINISH : -6.0 °C

1st RUN

COURSESETTER	REIDY Jon	(HEM)
FORERUNNERS	- A - THOMPSON Matthew	(HEM)
COURSE	The Snow Centre	
START	124 m	
FINISH	91 m	
DROP	33 m	
LENGTH	160 m	
HOMOLOGATION	CN GP PS 24-Jul-2019	
GATES	14	
DIRECTIONS	13	
STARTING TIME	1600	

2nd RUN

























FORERUNNERS	- A - BARTLETT Sally	(HEM)
	THOMPSON Matthew	(HEM)
COURSE	The Snow Centre	
START	124 m	
FINISH	91 m	
DROP	33 m	
LENGTH	160 m	
HOMOLOGATION	CN GP PS 24-Jul-2019	
GATES	13	
DIRECTIONS	13	
STARTING TIME	1800	

LIST n°216

Rank	Bib.	RegNo	Year	Cat	Rank)	Name	====	Club	Run 1	Run 2	Time
1	11	19051	2001	U16	(1)	WEEKS Oliver		MID	11.61	11.59	23.20
2	3	22009	2001	U16	(2)	APPLETON Byron		HEM	12.16	11.76	23.92
3	6	20481	2001	U16	(3)	HUDSON Thomas		NOR	12.30	12.03	24.33
4	2	20761	2000	U18	(1)	LEE Dexter		HEM	12.28	12.10	24.38
5	4	19713	1997	U21	(1)	BOTY Harry		HEM	12.28	12.40	24.68
6	10	20262	2002	U16	(4)	CASE Toby		ASR	12.48	12.35	24.83
7	24	22501	1999	U18	(2)	BELLMAN Piers		HEM	12.42	12.45	24.87
8	15	20988	2001	U16	(5)	ROBERTSON Ewan		HEM	12.37	12.51	24.88
9	16	20683	1999	U18	(3)	SPEED Craig		ASR	12.56	12.46	25.02
10	7	21052	2004	U14	(1)	UPTON Jack		MID	12.67	12.65	25.32
11	19	20884	2003	U14	(2)	THOMPSON Joseph		NOR	12.84	12.62	25.46
12	8	9129	1968	MAS	(1)	URQUHART John		HEM	12.60	12.91	25.51
13	21	20748	2003	U14	(3)	DADE Tommy		NOR	13.04	12.56	25.60
13	20	22164	2001	U16	(6)	LONGSTAFF Michael		WGC	12.92	12.68	25.60
15	66	DAYCP	1973	MAS	(2)	PHIPPEN Chris		HEM	13.07	12.61	25.68
16	1	21051	2001	U16	(7)	UPTON Thomas		MID	13.14	12.61	25.75
17	5	18652	1998	U21	(2)	THORNTON Luke		LIO	13.04	12.78	25.82
18	31	21194	2003	U14	(4)	NEWTON Charlie		HEM	13.15	13.08	26.23
19	18	22484	2001	U16	(8)	JINKS Thomas		MID	13.16	13.20	26.36
20	23	22188	2000	U18	(4)	TRUST Alexander		ASR	13.44	13.02	26.46
21	9	21666	2004	U14	(5)	ELLIS Lucas		LIO	13.48	13.02	26.50



The Snow Centre Hemel
 Club National 2016
 Special Slalom - Males
 Final ranking - Club National

Rank	Bib.	RegNo	Year	Cat	(Rank)	Name	====	Club	Run 1	Run 2	Time
22	22	13217	1968	MAS	(3)	SHARP Anthony		HEM	13.52	13.40	26.92
23	32	20839	2003	U14	(6)	ROSS Callum		SBR	13.97	13.30	27.27
24	25	17468	1961	MAS	(4)	GIBB Jim		CHT	13.75	13.63	27.38
25	51	DAYJC	1999	U18	(5)	COOPER Jordan		SAS	13.96	13.47	27.43
26	67	23316	2000	U18	(6)	STEWART Finlay		HEM	14.33	14.09	28.42
27	44	20264	2003	U14	(7)	REIDY Thomas		HEM	14.30	14.19	28.49
28	46	20706	2003	U14	(8)	WILLIS James		WCS	14.38	14.19	28.57
29	68	DAYAT	2003	U14	(9)	TURNER Alfie		HEM	14.54	14.27	28.81
30	33	21196	2001	U16	(9)	URQUHART Colm		HEM	14.19	14.67	28.86
31	62	DAYAH	2001	U16	(10)	HUDSON Angus		SMK	14.34	14.60	28.94
32	30	21823	2003	U14	(10)	TUBBS Charlie		TSN	14.92	14.09	29.01
33	47	22209	2000	U18	(7)	ISON Seb		HEM	14.75	14.64	29.39
34	54	DAYHH	2003	U14	(11)	HINE Harry		HEM	14.84	14.60	29.44
35	48	DAYAK	1967	MAS	(5)	KING Alistair		HEM	14.72	14.73	29.45
36	56	DAYSM	1957	MAS	(6)	SUZUKI Masahiro		HEM	14.93	14.59	29.52
37	40	21713	2004	U14	(12)	B EGLIN Thomas		HEM	14.77	15.11	29.88
38	55	23122	2001	U16	(11)	HUGHES Thomas		ESX	15.36	14.81	30.17
39	60	23288	2004	U14	(13)	WILLIAMS George		TSN	15.46	15.35	30.81
40	61	21654	1982	MAS	(7)	IMAMZADE Murat		HEM	15.69	15.28	30.97
40	38	21456	2003	U14	(14)	VINCENT Ben		TSN	15.70	15.27	30.97
42	70	DAYAS	2003	U14	(15)	SMITH Alexander		SMK	15.53	15.46	30.99
43	59	21707	2003	U14	(16)	TAMANA Hari		HEM	15.35	15.71	31.06
44	43	23311	2003	U14	(17)	FULLER Joshua			16.01	15.58	31.59
45	39	41974	1960	MAS	(8)	THOMAS Pat		HEM	16.14	15.94	32.08
46	36	22902	1942	MAS	(9)	NAYLOR Malcolm		MSR	16.36	15.84	32.20
47	49	DAYGE	2002	U16	(12)	ELLIS-MILLER George		HEM	16.84	15.74	32.58
48	35	21657	1961	MAS	(10)	REES Edward		HEM	16.54	16.10	32.64
49	42	22163	2000	U18	(8)	COOPER-WALKER Josef		AVO	16.48	16.34	32.82
50	41	8713	1959	MAS	(11)	CLARKE Christopher		HEM	16.75	16.18	32.93
51	52	DAYHL	2004	U14	(18)	LEWIS Hal		HEM	17.05	16.73	33.78
52	50	DAYSB	1956	MAS	(12)	BRADLEY Stephen		HEM	17.18	16.71	33.89
53	63	23280	1999	U18	(9)	JONES Isaac		SMK	14.12	24.11	38.23
54	28	21197	2004	U14	(19)	URQUHART Aidan		HEM	13.39	33.78	47.17

Did Not Start - Run 1 (6)

13	21857	1999	U18		WHEELER Ryan		CHT				
34	20331	2002	U16		LUCAS Oliver	WM	WM				
57	22088	2003	U14		FAIRFULL Max		HEM				
58	DAYMC	1970	MAS		CIZEK Martin		HEM				
64	DAYHP	2001	U16		PLATT Howard		HEM				
69	21848	2001	U16		THOMAS Owen		HEM				

Did Not Finish - Run 1 (1)

29	19985	2003	U14		THORNTON Adam		LIO				
----	-------	------	-----	--	---------------	--	-----	--	--	--	--

Disqualified - Run 1 (5)

12	18467	1997	U21		WHITE Alex		HEM				Gate 14
14	12571	1988	SEN		ALLDRIDGE James		SMK				Gate 14
17	20184	2000	U18		NEWTON William		HEM				Gate 17
27	21626	1967	MAS		ATKINSON Andrew		CHT				Gate 14
37	22653	2000	U18		TARGETT Jason		SBR				Gate 14

The Snow Centre Hemel
 Club National 2016
 Special Slalom - Males
 Final ranking - Club National

Rank	Bib.	RegNo	Year	Cat	(Rank)	Name	====	Club	Run 1	Run 2	Time
Did Not Start - Run 2 (13)											
12	18467	1997	U21			WHITE Alex		HEM			Gate 14
13	21857	1999	U18			WHEELER Ryan		CHT			
14	12571	1988	SEN			ALLDRIDGE James		SMK			Gate 14
26	10596	1963	MAS			BUNTON Paul		HEM			
29	19985	2003	U14			THORNTON Adam		LIO			
34	20331	2002	U16			LUCAS Oliver	WM	WM			
37	22653	2000	U18			TARGETT Jason		SBR			Gate 14
45	DAYZV	2002	U16			VLASAVLJEVIC Zak		HEM			
57	22088	2003	U14			FAIRFULL Max		HEM			
58	DAYMC	1970	MAS			CIZEK Martin		HEM			
64	DAYHP	2001	U16			PLATT Howard		HEM			
65	DAYDE	2004	U14			ELSON Daniel		HEM			
69	21848	2001	U16			THOMAS Owen		HEM			

Technical Delegate

Hemel Ski Race Club

High Quality Race Training and Race Support

In association with the

Snow Centre

Snowsport England

and our Regional Partner, ERSA



The Snow Centre Hemel

Club National 2016

Special Slalom - Females

Official ranking - Race 1



COMPETITION JURY

TECHNICAL DELEGATE	MANNS David	(GBR)
CHIEF OF RACE	GRANT Andrea	(HEM)
REFEREE	METHRINGHAM Stephen	(SMK)

WEATHER

CONDITIONS	Indoor Snow - Cold
SNOW	Deep, Crisp, Even
AIR TEMPERATURE	START : -6.0 °C FINISH : -6.0 °C

COURSESETTER	BARTLETT Sally	(HEM)
FORERUNNERS	- A - THOMPSON Matthew	(HEM)
COURSE	The Snow Centre	
START	124 m	
FINISH	91 m	
DROP	33 m	
LENGTH	160 m	
HOMOLOGATION	CN GP PS 24-Jul-2019	
GATES	13	
DIRECTIONS	13	
STARTING TIME	1600	

LIST n°315 APPLIED PENALTY: 14.30 CALCULATED PENALTY: 14.30 F = 720

Rank	Bib.	RegNo	Year	(Rank)	Cat	Name	====	Club	Time	Points
1	7	20496	2002	(1)	U16	SCRANAGE-HARRISON Eleanor		HEM	11.98	0.00
2	2	12570	1991	(1)	SEN	ALLDRIDGE Amanda		SMK	12.02	2.40
3	12	20599	2000	(1)	U18	SHERING Nicole		TSN	12.39	24.64
4	15	21355	2001	(2)	U16	TAPSELL Charlotte		HEM	12.66	40.87
5	9	20317	2000	(2)	U18	WALTON Kirsten		LIO	12.86	52.89
6	6	22536	2000	(3)	U18	MCLEISH Alice		HEM	12.94	57.70
7	11	21816	1999	(4)	U18	TUBBS Jessica		TSN	13.21	73.92
8	40	23404	2001	(3)	U16	LUCK Jemma		NOR	13.23	75.13
9	10	19628	1999	(5)	U18	COOPER Lauren		SAS	13.27	77.53
10	13	18617	1997	(1)	U21	HANCOCK Maxine		MID	13.35	82.34
11	4	20860	2002	(4)	U16	BURTON Maisie		LIO	13.49	90.75
12	41	23224	2000	(6)	U18	AYTON Elle		BRO	13.66	100.97
13	47	DAYOH	2004	(1)	U14	HERRIES Olivia		HEM	13.75	106.38
14	3	21734	2001	(5)	U16	ATKINSON Molly		CHT	13.94	117.80
15	25	22086	2002	(6)	U16	DRUMMOND Miranda		HEM	14.00	121.40
16	44	21925	2003	(2)	U14	MCLEISH Emily		HEM	14.03	123.21
17	14	21441	2002	(7)	U16	ORCHARD Ellie		HEM	14.07	125.61
18	5	19459	1960	(1)	MAS	REID Judy		HEM	14.16	131.02
19	17	20725	2002	(8)	U16	WARMINGTON Harriet		HEM	14.19	132.82
20	1	19739	2002	(9)	U16	ROSE Rebecca		EVO	14.35	142.44
21	29	DAYCH	1999	(7)	U18	HILLIARD Charlotte		BOW	14.50	151.45
22	42	DAYAS..	2000	(8)	U18	STEVENS Anney		HEM	14.62	158.66



The Snow Centre Hemel
 Club National 2016
 Special Slalom - Females
 Official ranking - Race 1

Rank	Bib.	RegNo	Year	(Rank)	Cat	Name	====	Club	Time	Points
23	24	23246	2003	(3)	U14	WARNE Charlotte		HEM	14.77	167.68
24	37	23225	2004	(4)	U14	GIBSON Sophie		HEM	14.79	168.88
25	34	22199	2004	(5)	U14	TRUST Emma		ASR	14.94	177.90
26	30	23109	2003	(6)	U14	WALKER Nancy		SMK	15.05	184.51
27	16	20767	2000	(9)	U18	WEBSTER Atlanta		NOR	15.22	194.72
28	28	22515	2003	(7)	U14	SHELLEY Annie		VIK	15.42	206.74
28	23	DAYLS	2002	(10)	U16	STEVENS Lilyella		HEM	15.42	206.74
30	33	DAYEA	2003	(8)	U14	AYTON Evie		BRO	15.51	212.15
31	45	22941	2004	(9)	U14	WILKINSON Evie			15.54	213.96
32	18	17498	1978	(2)	MAS	COLES Karen		HEM	15.82	230.78
33	19	20178	1967	(3)	MAS	DEIGHTON Avelline		HEM	15.96	239.20
34	21	21509	2004	(10)	U14	JEFFERSON Jemima		LIO	16.16	251.22
35	32	22200	2004	(11)	U14	PETERSON Lexie		ASR	16.19	253.02
36	26	DAYKH	1996	(2)	U21	HARRISON Kara		HEM	16.27	257.83
37	38	DAYSH	2004	(12)	U14	HUGHES Sophie		ESX	16.69	283.07
38	36	21719	2003	(13)	U14	THOMAS Sophie		HEM	16.72	284.87
39	46	DAYAJ	2003	(14)	U14	JONES Aimee		HEM	16.86	293.29
40	49	DAYLN	2003	(15)	U14	NIGHTINGALE Lucy		HEM	17.06	305.31
41	22	45246	2003	(16)	U14	LEWIS Seren		CAR	17.38	324.54
42	20	22327	2000	(10)	U18	CALDWELL Cara		TSN	17.56	335.36
43	8	21510	2003	(17)	U14	JEFFERSON Maisie		LIO	17.84	352.19
44	48	DAYEG	2003	(18)	U14	GROSE Elise		NOR	18.77	408.08
45	27	DAYJM	1992	(2)	SEN	MONNERY Julie		HEM	18.95	418.90
46	43	DAYMS	2002	(11)	U16	SHELLEY Madeline		VIK	19.19	433.32
47	31	23069	2002	(12)	U16	LANDER Isabelle		HEM	32.78	1250.08

Did Not Start (2)

	35	DAYEP	2004		U14	PLATT Edie		HEM		
	39	DAYAS.	2001		U16	SIRS Ashleigh		HEM		

Technical Delegate

Hemel Ski Race Club

High Quality Race Training and Race Support

In association with the

Snow Centre

Snowsport England

and our Regional Partner, ERSA



The Snow Centre Hemel

Club National 2016

Special Slalom - Females

Penalty calculation Race 1



Rank	Bib.	RegNo	Year	Cat	Name	====	Club	Points	Best 5	Race points
------	------	-------	------	-----	------	------	------	--------	--------	-------------

Best 10 at finish

1	7	20496	2002	U16	SCRANAGE-HARRISON Eleanor		HEM	13.95	13.95	0.00
2	2	12570	1991	SEN	ALLDRIDGE Amanda		SMK	0.25	0.25	2.40
3	12	20599	2000	U18	SHERING Nicole		TSN	29.91	29.91	24.64
4	15	21355	2001	U16	TAPSELL Charlotte		HEM	33.67	33.67	40.87
5	9	20317	2000	U18	WALTON Kirsten		LIO	57.78	57.78	52.89
6	6	22536	2000	U18	MCLEISH Alice		HEM	148.92	-	-
7	11	21816	1999	U18	TUBBS Jessica		TSN	100.77	-	-
8	40	23404	2001	U16	LUCK Jemma		NOR	999.99	-	-
9	10	19628	1999	U18	COOPER Lauren		SAS	198.12	-	-
10	13	18617	1997	U21	HANCOCK Maxine		MID	62.32	-	-

Best 5 at start

2	2	12570	1991	SEN	ALLDRIDGE Amanda		SMK	0.25
1	7	20496	2002	U16	SCRANAGE-HARRISON Eleanor		HEM	13.95
3	12	20599	2000	U18	SHERING Nicole		TSN	29.91
4	15	21355	2001	U16	TAPSELL Charlotte		HEM	33.67
11	4	20860	2002	U16	BURTON Maisie		LIO	50.42

(DNF: Did Not Finish, DSQ: Disqualified)

TOTAL

(B) List points of best 5 at start	128.20
(A) List points of the best 5 to finish in top 10	135.56
(C) Race points of corresponding competitors	120.80
Calculated penalty (A + B - C) = 142.96 / 10	14.30
Correction value (Z)	0.00
Category adder	0.00
Applied penalty	14.30

Technical Delegate



Hemel Ski Race Club

High Quality Race Training and Race Support

In association with the

Snow Centre

Snowsport England

and our Regional Partner, ERSA



The Snow Centre Hemel

Club National 2016

Special Slalom - Females

Official ranking - Race 2



COMPETITION JURY

TECHNICAL DELEGATE
CHIEF OF RACE
REFEREE

MANNS David (GBR)
GRANT Andrea (HEM)
METHRINGHAM Stephen (SMK)

WEATHER

CONDITIONS
SNOW
AIR TEMPERATURE

Indoor Snow - Cold
Deep, Crisp, Even
START : -6.0 °C
FINISH : -6.0 °C

COURSESETTER
FORERUNNERS
COURSE
START
FINISH
DROP
LENGTH
HOMOLOGATION
GATES
DIRECTIONS
STARTING TIME

- A - REIDY Jon (HEM)
THOMPSON Matthew (HEM)

The Snow Centre
124 m
91 m
33 m
160 m
CN GP PS 24-Jul-2019
14
13
1800

- A - THOMPSON Matthew (HEM)

LIST n°315 APPLIED PENALTY: 18.68 CALCULATED PENALTY: 18.68 F = 720




Rank	Bib.	RegNo	Year	(Rank)	Cat	Name	====	Club	Time	Points
1	12	20599	2000	(1)	U18	SHERING Nicole		TSN	12.36	0.00
2	7	20496	2002	(1)	U16	SCRANAGE-HARRISON Eleanor		HEM	12.66	17.48
3	15	21355	2001	(2)	U16	TAPSELL Charlotte		HEM	12.98	36.12
4	10	19628	1999	(2)	U18	COOPER Lauren		SAS	13.42	61.75
5	9	20317	2000	(3)	U18	WALTON Kirsten		LIO	13.45	63.50
6	6	22536	2000	(4)	U18	MCLEISH Alice		HEM	13.46	64.08
7	4	20860	2002	(3)	U16	BURTON Maisie		LIO	13.52	67.57
8	40	23404	2001	(4)	U16	LUCK Jemma		NOR	13.68	76.89
9	11	21816	1999	(5)	U18	TUBBS Jessica		TSN	13.71	78.64
10	13	18617	1997	(1)	U21	HANCOCK Maxine		MID	14.05	98.45
11	8	21510	2003	(1)	U14	JEFFERSON Maisie		LIO	14.18	106.02
12	31	23069	2002	(5)	U16	LANDER Isabelle		HEM	14.21	107.77
12	14	21441	2002	(5)	U16	ORCHARD Ellie		HEM	14.21	107.77
14	24	23246	2003	(2)	U14	WARNE Charlotte		HEM	14.42	120.00
15	47	DAYOH	2004	(3)	U14	HERRIES Olivia		HEM	14.43	120.58
16	41	23224	2000	(6)	U18	AYTON Elle		BRO	14.47	122.91
17	1	19739	2002	(7)	U16	ROSE Rebecca		EVO	14.52	125.83
18	37	23225	2004	(4)	U14	GIBSON Sophie		HEM	14.58	129.32
19	3	21734	2001	(8)	U16	ATKINSON Molly		CHT	14.61	131.07
20	44	21925	2003	(5)	U14	MCLEISH Emily		HEM	14.65	133.40
21	25	22086	2002	(9)	U16	DRUMMOND Miranda		HEM	14.83	143.88
22	42	DAYAS..	2000	(7)	U18	STEVENS Anney		HEM	14.90	147.96



The Snow Centre Hemel
 Club National 2016
 Special Slalom - Females
 Official ranking - Race 2

Rank	Bib.	RegNo	Year	(Rank)	Cat	Name	====	Club	Time	Points
22	5	19459	1960	(1)	MAS	REID Judy		HEM	14.90	147.96
24	17	20725	2002	(10)	U16	WARMINGTON Harriet		HEM	14.94	150.29
25	29	DAYCH	1999	(8)	U18	HILLIARD Charlotte		BOW	15.07	157.86
26	23	DAYLS	2002	(11)	U16	STEVENS Lilyella		HEM	15.24	167.77
27	30	23109	2003	(6)	U14	WALKER Nancy		SMK	15.56	186.41
28	45	22941	2004	(7)	U14	WILKINSON Evie			15.58	187.57
29	28	22515	2003	(8)	U14	SHELLEY Annie		VIK	15.60	188.74
30	34	22199	2004	(9)	U14	TRUST Emma		ASR	15.67	192.82
31	21	21509	2004	(10)	U14	JEFFERSON Jemima		LIO	15.81	200.97
32	16	20767	2000	(9)	U18	WEBSTER Atlanta		NOR	15.87	204.47
33	32	22200	2004	(11)	U14	PETERSON Lexie		ASR	15.99	211.46
34	18	17498	1978	(2)	MAS	COLES Karen		HEM	16.12	219.03
35	33	DAYEA	2003	(12)	U14	AYTON Evie		BRO	16.20	223.69
36	46	DAYAJ	2003	(13)	U14	JONES Aimee		HEM	16.29	228.93
37	26	DAYKH	1996	(2)	U21	HARRISON Kara		HEM	16.48	240.00
38	49	DAYLN	2003	(14)	U14	NIGHTINGALE Lucy		HEM	16.71	253.40
39	36	21719	2003	(15)	U14	THOMAS Sophie		HEM	16.99	269.71
40	19	20178	1967	(3)	MAS	DEIGHTON Avelline		HEM	17.06	273.79
41	22	45246	2003	(16)	U14	LEWIS Seren		CAR	17.07	274.37
42	38	DAYSH	2004	(17)	U14	HUGHES Sophie		ESX	17.25	284.85
43	20	22327	2000	(10)	U18	CALDWELL Cara		TSN	17.88	321.55
44	27	DAYJM	1992	(1)	SEN	MONNERY Julie		HEM	18.42	353.01
45	48	DAYEG	2003	(18)	U14	GROSE Elise		NOR	18.81	375.73
46	43	DAYMS	2002	(12)	U16	SHELLEY Madeline		VIK	19.40	410.10

Did Not Start - Run 2 (3)

	2	12570	1991		SEN	ALLDRIDGE Amanda		SMK		
	35	DAYEP	2004		U14	PLATT Edie		HEM		
	39	DAYAS.	2001		U16	SIRS Ashleigh		HEM		

Technical Delegate

Hemel Ski Race Club

High Quality Race Training and Race Support

In association with the

Snow Centre

Snowsport England

and our Regional Partner, ERSA



The Snow Centre Hemel

Club National 2016

Special Slalom - Females

Penalty calculation Race 2



Rank	Bib.	RegNo	Year	Cat	Name	====	Club	Points	Best 5	Race points
------	------	-------	------	-----	------	------	------	--------	--------	-------------

Best 10 at finish

1	12	20599	2000	U18	SHERING Nicole		TSN	29.91	29.91	0.00
2	7	20496	2002	U16	SCRANAGE-HARRISON Eleanor		HEM	13.95	13.95	17.48
3	15	21355	2001	U16	TAPSELL Charlotte		HEM	33.67	33.67	36.12
4	10	19628	1999	U18	COOPER Lauren		SAS	198.12	-	-
5	9	20317	2000	U18	WALTON Kirsten		LIO	57.78	57.78	63.50
6	6	22536	2000	U18	MCLEISH Alice		HEM	148.92	-	-
7	4	20860	2002	U16	BURTON Maisie		LIO	50.42	50.42	67.57
8	40	23404	2001	U16	LUCK Jemma		NOR	999.99	-	-
9	11	21816	1999	U18	TUBBS Jessica		TSN	100.77	-	-
10	13	18617	1997	U21	HANCOCK Maxine		MID	62.32	-	-

Best 5 at start

2	7	20496	2002	U16	SCRANAGE-HARRISON Eleanor		HEM	13.95
1	12	20599	2000	U18	SHERING Nicole		TSN	29.91
3	15	21355	2001	U16	TAPSELL Charlotte		HEM	33.67
7	4	20860	2002	U16	BURTON Maisie		LIO	50.42
5	9	20317	2000	U18	WALTON Kirsten		LIO	57.78

(DNF: Did Not Finish, DSQ: Disqualified)

TOTAL

(B) List points of best 5 at start	185.73
(A) List points of the best 5 to finish in top 10	185.73
(C) Race points of corresponding competitors	184.67
Calculated penalty (A + B - C) = 186.79 / 10	18.68
Correction value (Z)	0.00
Category adder	0.00
Applied penalty	18.68

Technical Delegate



Hemel Ski Race Club

High Quality Race Training and Race Support

In association with the

Snow Centre

Snowsport England

and our Regional Partner, ERSA



The Snow Centre Hemel

Club National 2016

Special Slalom - Males

Official ranking - Race 1



COMPETITION JURY

TECHNICAL DELEGATE
CHIEF OF RACE
REFEREE

MANNS David (GBR)
GRANT Andrea (HEM)
METHRINGHAM Stephen (SMK)

WEATHER

CONDITIONS
SNOW
AIR TEMPERATURE

Indoor Snow - Cold
Deep, Crisp, Even
START : -6.0 °C
FINISH : -6.0 °C

COURSESETTER REIDY Jon (HEM)
FORERUNNERS - A - THOMPSON Matthew (HEM) - A - THOMPSON Matthew (HEM)
COURSE The Snow Centre
START 124 m
FINISH 91 m
DROP 33 m
LENGTH 160 m
HOMOLOGATION CN GP PS 24-Jul-2019
GATES 14
DIRECTIONS 13
STARTING TIME 1600

LIST n°216 APPLIED PENALTY: 42.16 CALCULATED PENALTY: 42.16

F = 720

Rank	Bib.	RegNo	Year	(Rank)	Cat	Name	====	Club	Time	Points
1	11	19051	2001	(1)	U16	WEEKS Oliver		MID	11.61	0.00
2	3	22009	2001	(2)	U16	APPLETON Byron		HEM	12.16	34.11
3	4	19713	1997	(1)	U21	BOTY Harry		HEM	12.28	41.55
3	2	20761	2000	(1)	U18	LEE Dexter		HEM	12.28	41.55
5	6	20481	2001	(3)	U16	HUDSON Thomas		NOR	12.30	42.79
6	15	20988	2001	(4)	U16	ROBERTSON Ewan		HEM	12.37	47.13
7	24	22501	1999	(2)	U18	BELLMAN Piers		HEM	12.42	50.23
8	10	20262	2002	(5)	U16	CASE Toby		ASR	12.48	53.95
9	16	20683	1999	(3)	U18	SPEED Craig		ASR	12.56	58.91
10	8	9129	1968	(1)	MAS	URQUHART John		HEM	12.60	61.40
11	7	21052	2004	(1)	U14	UPTON Jack		MID	12.67	65.74
12	19	20884	2003	(2)	U14	THOMPSON Joseph		NOR	12.84	76.28
13	20	22164	2001	(6)	U16	LONGSTAFF Michael		WGC	12.92	81.24
14	21	20748	2003	(3)	U14	DADE Tommy		NOR	13.04	88.68
14	5	18652	1998	(2)	U21	THORNTON Luke		LIO	13.04	88.68
16	66	DAYCP	1973	(2)	MAS	PHIPPEN Chris		HEM	13.07	90.54
17	1	21051	2001	(7)	U16	UPTON Thomas		MID	13.14	94.88
18	31	21194	2003	(4)	U14	NEWTON Charlie		HEM	13.15	95.50
19	18	22484	2001	(8)	U16	JINKS Thomas		MID	13.16	96.12
20	28	21197	2004	(5)	U14	URQUHART Aidan		HEM	13.39	110.39
21	23	22188	2000	(4)	U18	TRUST Alexander		ASR	13.44	113.49
22	9	21666	2004	(6)	U14	ELLIS Lucas		LIO	13.48	115.97



Rank	Bib.	RegNo	Year	(Rank)	Cat	Name	====	Club	Time	Points
23	22	13217	1968	(3)	MAS	SHARP Anthony		HEM	13.52	118.45
24	25	17468	1961	(4)	MAS	GIBB Jim		CHT	13.75	132.71
25	51	DAYJC	1999	(5)	U18	COOPER Jordan		SAS	13.96	145.74
26	32	20839	2003	(7)	U14	ROSS Callum		SBR	13.97	146.36
27	63	23280	1999	(6)	U18	JONES Isaac		SMK	14.12	155.66
28	33	21196	2001	(9)	U16	URQUHART Colm		HEM	14.19	160.00
29	26	10596	1963	(5)	MAS	BUNTON Paul		HEM	14.27	164.96
30	44	20264	2003	(8)	U14	REIDY Thomas		HEM	14.30	166.82
31	67	23316	2000	(7)	U18	STEWART Finlay		HEM	14.33	168.68
32	62	DAYAH	2001	(10)	U16	HUDSON Angus		SMK	14.34	169.30
33	46	20706	2003	(9)	U14	WILLIS James		WCS	14.38	171.78
34	68	DAYAT	2003	(10)	U14	TURNER Alfie		HEM	14.54	181.71
35	48	DAYAK	1967	(6)	MAS	KING Alistair		HEM	14.72	192.87
36	47	22209	2000	(8)	U18	ISON Seb		HEM	14.75	194.73
37	40	21713	2004	(11)	U14	B EGLIN Thomas		HEM	14.77	195.97
38	54	DAYHH	2003	(12)	U14	HINE Harry		HEM	14.84	200.31
39	30	21823	2003	(13)	U14	TUBBS Charlie		TSN	14.92	205.27
40	56	DAYSM	1957	(7)	MAS	SUZUKI Masahiro		HEM	14.93	205.89
41	59	21707	2003	(14)	U14	TAMANA Hari		HEM	15.35	231.94
42	55	23122	2001	(11)	U16	HUGHES Thomas		ESX	15.36	232.56
43	60	23288	2004	(15)	U14	WILLIAMS George		TSN	15.46	238.76
44	70	DAYAS	2003	(16)	U14	SMITH Alexander		SMK	15.53	243.10
45	61	21654	1982	(8)	MAS	IMAMZADE Murat		HEM	15.69	253.02
46	38	21456	2003	(17)	U14	VINCENT Ben		TSN	15.70	253.64
47	43	23311	2003	(18)	U14	FULLER Joshua			16.01	272.87
48	39	41974	1960	(9)	MAS	THOMAS Pat		HEM	16.14	280.93
49	36	22902	1942	(10)	MAS	NAYLOR Malcolm		MSR	16.36	294.57
50	42	22163	2000	(9)	U18	COOPER-WALKER Josef		AVO	16.48	302.02
51	35	21657	1961	(11)	MAS	REES Edward		HEM	16.54	305.74
52	41	8713	1959	(12)	MAS	CLARKE Christopher		HEM	16.75	318.76
53	49	DAYGE	2002	(12)	U16	ELLIS-MILLER George		HEM	16.84	324.34
54	45	DAYZV	2002	(13)	U16	VLAISAVLJEVIC Zak		HEM	17.02	335.50
55	52	DAYHL	2004	(19)	U14	LEWIS Hal		HEM	17.05	337.36
56	50	DAYSB	1956	(13)	MAS	BRADLEY Stephen		HEM	17.18	345.43
57	65	DAYDE	2004	(20)	U14	ELSON Daniel		HEM	18.90	452.09




Did Not Start (6)

13	21857	1999		U18	WHEELER Ryan		CHT
34	20331	2002		U16	LUCAS Oliver	WM	WM
57	22088	2003		U14	FAIRFULL Max		HEM
58	DAYMC	1970		MAS	CIZEK Martin		HEM
64	DAYHP	2001		U16	PLATT Howard		HEM
69	21848	2001		U16	THOMAS Owen		HEM



Did Not Finish (1)

29	19985	2003		U14	THORNTON Adam		LIO
----	-------	------	--	-----	---------------	---	-----

Disqualified (5)

12	18467	1997		U21	WHITE Alex		HEM	Gate 14
14	12571	1988		SEN	ALLDRIDGE James		SMK	Gate 14
17	20184	2000		U18	NEWTON William		HEM	Gate 17

The Snow Centre Hemel
Club National 2016
Special Slalom - Males
Official ranking - Race 1

Rank	Bib.	RegNo	Year	(Rank)	Cat	Name	====	Club	Time	Points
	27	21626	1967		MAS	ATKINSON Andrew		CHT	Gate 14	
	37	22653	2000		U18	TARGETT Jason		SBR	Gate 14	

Technical Delegate

Hemel Ski Race Club

High Quality Race Training and Race Support

In association with the

Snow Centre

Snowsport England

and our Regional Partner, ERSA



The Snow Centre Hemel

Club National 2016

Special Slalom - Males

Penalty calculation Race 1



Rank	Bib.	RegNo	Year	Cat	Name	====	Club	Points	Best 5	Race points
------	------	-------	------	-----	------	------	------	--------	--------	-------------

Best 10 at finish

1	11	19051	2001	U16	WEEKS Oliver		MID	45.86	45.86	0.00
2	3	22009	2001	U16	APPLETON Byron		HEM	72.75	72.75	34.11
3	4	19713	1997	U21	BOTY Harry		HEM	78.45	78.45	41.55
3	2	20761	2000	U18	LEE Dexter		HEM	113.31	-	-
5	6	20481	2001	U16	HUDSON Thomas		NOR	90.42	-	-
6	15	20988	2001	U16	ROBERTSON Ewan		HEM	73.88	73.88	47.13
7	24	22501	1999	U18	BELLMAN Piers		HEM	160.60	-	-
8	10	20262	2002	U16	CASE Toby		ASR	70.79	70.79	53.95
9	16	20683	1999	U18	SPEED Craig		ASR	132.75	-	-
10	8	9129	1968	MAS	URQUHART John		HEM	96.97	-	-

Best 5 at start

DSQ	14	12571	1988	SEN	ALLDRIDGE James		SMK	30.45		
DSQ	12	18467	1997	U21	WHITE Alex		HEM	36.75		
1	11	19051	2001	U16	WEEKS Oliver		MID	45.86		
8	10	20262	2002	U16	CASE Toby		ASR	70.79		
2	3	22009	2001	U16	APPLETON Byron		HEM	72.75		

(DNF: Did Not Finish, DSQ: Disqualified)

TOTAL

(B) List points of best 5 at start	256.60	
(A) List points of the best 5 to finish in top 10		341.73
(C) Race points of corresponding competitors		176.74
Calculated penalty (A + B - C) = 421.59 / 10	42.16	
Correction value (Z)	0.00	
Category adder	0.00	
Applied penalty	42.16	

Technical Delegate



Hemel Ski Race Club

High Quality Race Training and Race Support

In association with the

Snow Centre

Snowsport England

and our Regional Partner, ERSA



The Snow Centre Hemel

Club National 2016

Special Slalom - Males

Official ranking - Race 2



COMPETITION JURY

TECHNICAL DELEGATE	MANNS David	(GBR)
CHIEF OF RACE	GRANT Andrea	(HEM)
REFEREE	METHRINGHAM Stephen	(SMK)

WEATHER

CONDITIONS	Indoor Snow - Cold
SNOW	Deep, Crisp, Even
AIR TEMPERATURE	START : -6.0 °C FINISH : -6.0 °C

COURSESETTER	BARTLETT Sally	(HEM)
FORERUNNERS	- A - THOMPSON Matthew	(HEM)
COURSE	The Snow Centre	
START	124 m	
FINISH	91 m	
DROP	33 m	
LENGTH	160 m	
HOMOLOGATION	CN GP PS 24-Jul-2019	
GATES	14	
DIRECTIONS	13	
STARTING TIME	1800	

LIST n°216 APPLIED PENALTY: 51.40 CALCULATED PENALTY: 51.40

F = 720

Rank	Bib.	RegNo	Year	(Rank)	Cat	Name	====	Club	Time	Points
1	11	19051	2001	(1)	U16	WEEKS Oliver		MID	11.59	0.00
2	3	22009	2001	(2)	U16	APPLETON Byron		HEM	11.76	10.56
3	6	20481	2001	(3)	U16	HUDSON Thomas		NOR	12.03	27.33
4	2	20761	2000	(1)	U18	LEE Dexter		HEM	12.10	31.68
5	10	20262	2002	(4)	U16	CASE Toby		ASR	12.35	47.21
6	4	19713	1997	(1)	U21	BOTY Harry		HEM	12.40	50.32
7	24	22501	1999	(2)	U18	BELLMAN Piers		HEM	12.45	53.43
8	16	20683	1999	(3)	U18	SPEED Craig		ASR	12.46	54.05
9	15	20988	2001	(5)	U16	ROBERTSON Ewan		HEM	12.51	57.15
10	21	20748	2003	(1)	U14	DADE Tommy		NOR	12.56	60.26
11	66	DAYCP	1973	(1)	MAS	PHIPPEN Chris		HEM	12.61	63.36
11	1	21051	2001	(6)	U16	UPTON Thomas		MID	12.61	63.36
13	19	20884	2003	(2)	U14	THOMPSON Joseph		NOR	12.62	63.99
14	7	21052	2004	(3)	U14	UPTON Jack		MID	12.65	65.85
15	27	21626	1967	(2)	MAS	ATKINSON Andrew		CHT	12.66	66.47
16	20	22164	2001	(7)	U16	LONGSTAFF Michael		WGC	12.68	67.71
17	17	20184	2000	(4)	U18	NEWTON William		HEM	12.74	71.44
18	5	18652	1998	(2)	U21	THORNTON Luke		LIO	12.78	73.93
19	8	9129	1968	(3)	MAS	URQUHART John		HEM	12.91	82.00
20	23	22188	2000	(5)	U18	TRUST Alexander		ASR	13.02	88.84
20	9	21666	2004	(4)	U14	ELLIS Lucas		LIO	13.02	88.84
22	31	21194	2003	(5)	U14	NEWTON Charlie		HEM	13.08	92.56



Rank	Bib.	RegNo	Year	(Rank)	Cat	Name	====	Club	Time	Points
23	18	22484	2001	(8)	U16	JINKS Thomas		MID	13.20	100.02
24	32	20839	2003	(6)	U14	ROSS Callum		SBR	13.30	106.23
25	22	13217	1968	(4)	MAS	SHARP Anthony		HEM	13.40	112.44
26	51	DAYJC	1999	(6)	U18	COOPER Jordan		SAS	13.47	116.79
27	25	17468	1961	(5)	MAS	GIBB Jim		CHT	13.63	126.73
28	67	23316	2000	(7)	U18	STEWART Finlay		HEM	14.09	155.31
28	30	21823	2003	(7)	U14	TUBBS Charlie		TSN	14.09	155.31
30	46	20706	2003	(8)	U14	WILLIS James		WCS	14.19	161.52
30	44	20264	2003	(8)	U14	REIDY Thomas		HEM	14.19	161.52
32	68	DAYAT	2003	(10)	U14	TURNER Alfie		HEM	14.27	166.49
33	56	DAYSM	1957	(6)	MAS	SUZUKI Masahiro		HEM	14.59	186.37
34	62	DAYAH	2001	(9)	U16	HUDSON Angus		SMK	14.60	186.99
34	54	DAYHH	2003	(11)	U14	HINE Harry		HEM	14.60	186.99
36	47	22209	2000	(8)	U18	ISON Seb		HEM	14.64	189.47
37	33	21196	2001	(10)	U16	URQUHART Colm		HEM	14.67	191.34
38	48	DAYAK	1967	(7)	MAS	KING Alistair		HEM	14.73	195.06
39	55	23122	2001	(11)	U16	HUGHES Thomas		ESX	14.81	200.03
40	40	21713	2004	(12)	U14	B EGLIN Thomas		HEM	15.11	218.67
41	38	21456	2003	(13)	U14	VINCENT Ben		TSN	15.27	228.61
42	61	21654	1982	(8)	MAS	IMAMZADE Murat		HEM	15.28	229.23
43	60	23288	2004	(14)	U14	WILLIAMS George		TSN	15.35	233.58
44	70	DAYAS	2003	(15)	U14	SMITH Alexander		SMK	15.46	240.41
45	43	23311	2003	(16)	U14	FULLER Joshua			15.58	247.87
46	59	21707	2003	(17)	U14	TAMANA Hari		HEM	15.71	255.94
47	49	DAYGE	2002	(12)	U16	ELLIS-MILLER George		HEM	15.74	257.81
48	36	22902	1942	(9)	MAS	NAYLOR Malcolm		MSR	15.84	264.02
49	39	41974	1960	(10)	MAS	THOMAS Pat		HEM	15.94	270.23
50	35	21657	1961	(11)	MAS	REES Edward		HEM	16.10	280.17
51	41	8713	1959	(12)	MAS	CLARKE Christopher		HEM	16.18	285.14
52	42	22163	2000	(9)	U18	COOPER-WALKER Josef		AVO	16.34	295.08
53	50	DAYSB	1956	(13)	MAS	BRADLEY Stephen		HEM	16.71	318.07
54	52	DAYHL	2004	(18)	U14	LEWIS Hal		HEM	16.73	319.31
55	63	23280	1999	(10)	U18	JONES Isaac		SMK	24.11	777.77
56	28	21197	2004	(19)	U14	URQUHART Aidan		HEM	33.78	1378.50

Did Not Start - Run 2 (13)

12	18467	1997			U21	WHITE Alex		HEM		
13	21857	1999			U18	WHEELER Ryan		CHT		
14	12571	1988			SEN	ALLDRIDGE James		SMK		
26	10596	1963			MAS	BUNTON Paul		HEM		
29	19985	2003			U14	THORNTON Adam		LIO		
34	20331	2002			U16	LUCAS Oliver	WM	WM		
37	22653	2000			U18	TARGETT Jason		SBR		
45	DAYZV	2002			U16	VLAISAVLJEVIC Zak		HEM		
57	22088	2003			U14	FAIRFULL Max		HEM		
58	DAYMC	1970			MAS	CIZEK Martin		HEM		
64	DAYHP	2001			U16	PLATT Howard		HEM		
65	DAYDE	2004			U14	ELSON Daniel		HEM		
69	21848	2001			U16	THOMAS Owen		HEM		

Technical Delegate

Hemel Ski Race Club

High Quality Race Training and Race Support

In association with the

Snow Centre

Snowsport England

and our Regional Partner, ERSA



The Snow Centre Hemel

Club National 2016

Special Slalom - Males

Penalty calculation Race 2



Rank	Bib.	RegNo	Year	Cat	Name	====	Club	Points	Best 5	Race points
------	------	-------	------	-----	------	------	------	--------	--------	-------------

Best 10 at finish

1	11	19051	2001	U16	WEEKS Oliver		MID	45.86	45.86	0.00
2	3	22009	2001	U16	APPLETON Byron		HEM	72.75	72.75	10.56
3	6	20481	2001	U16	HUDSON Thomas		NOR	90.42	-	-
4	2	20761	2000	U18	LEE Dexter		HEM	113.31	-	-
5	10	20262	2002	U16	CASE Toby		ASR	70.79	70.79	47.21
6	4	19713	1997	U21	BOTY Harry		HEM	78.45	78.45	50.32
7	24	22501	1999	U18	BELLMAN Piers		HEM	160.60	-	-
8	16	20683	1999	U18	SPEED Craig		ASR	132.75	-	-
9	15	20988	2001	U16	ROBERTSON Ewan		HEM	73.88	73.88	57.15
10	21	20748	2003	U14	DADE Tommy		NOR	154.60	-	-

Best 5 at start

1	11	19051	2001	U16	WEEKS Oliver		MID	45.86
5	10	20262	2002	U16	CASE Toby		ASR	70.79
2	3	22009	2001	U16	APPLETON Byron		HEM	72.75
9	15	20988	2001	U16	ROBERTSON Ewan		HEM	73.88
18	5	18652	1998	U21	THORNTON Luke		LIO	74.27

(DNF: Did Not Finish, DSQ: Disqualified)

TOTAL

(B) List points of best 5 at start	337.55
(A) List points of the best 5 to finish in top 10	341.73
(C) Race points of corresponding competitors	165.24
Calculated penalty (A + B - C) = 514.04 / 10	51.40
Correction value (Z)	0.00
Category adder	0.00
Applied penalty	51.40

Technical Delegate

