



## ESSkia National Finals Open Event 2016

### Special Slalom - Girls & Boys

#### Team Results

#### COMPETITION JURY

TECHNICAL DELEGATE		
CHIEF OF RACE	ROBSON Rob	(Harrow/ESSkia)
REFEREE	VERNON Mark	(ESSkia)
COURSE CHIEF	WHATMORE Niall	(ESSkia)
START REFEREE	SMITH Richard	(Millfield)
FINISH REFEREE	GILYead James	(Aldwickbury)

	1st RUN	2nd RUN
COURSESETTER	CURTIS Dan (Harrow)	CURTIS Dan (Harrow)
FORERUNNERS	- A - BLYTH Charlotte - B - DEAN Emily - C - THOMPSON Joseph - D - HOWE Charlie	- A - BLYTH Charlotte - B - DEAN Emily - C - THOMPSON Joseph - D - HOWE Charlie
COURSE	Norfolk Snowsports Club	Norfolk Snowsports Club
START	50 m	50 m
FINISH	10 m	10 m
DROP	40 m	40 m
LENGTH	180 m	180 m
HOMOLOGATION	CN GP PS 30-Apr-2020	CN GP PS 30-Apr-2020
GATES	17	17
DIRECTIONS	17	17
STARTING TIME	1030	1130

Bib.	Name	School Team	====	Run 1	Run 2	Time
------	------	-------------	------	-------	-------	------

#### === GIRLS ===

#### 1 - Surbiton HS A

Total time: 1:35.00

58	SMIDT WALLIS Brielle	Surbiton HS A		15.48	15.49	30.97
136	VERNON Rebecca	Surbiton HS A		15.94	15.43	31.37
97	HYDE Gussie	Surbiton HS A		16.31	16.35	32.66
19	CHRISTOPHER Rebecca	Surbiton HS A		22.98	16.51	39.49

#### 2 - Reed's School A

Total time: 1:37.07

Gap: + 2.07

































119	LILLYWHITE Alex	Reed's School A		15.52	15.48	31.00
41	HUFF Sarah	Reed's School A		16.53	16.76	33.29
2	MEYLER Anna	Reed's School A		16.73	16.75	33.48
80	COLLEY Bella	Reed's School A			16.06	

































#### 3 - Portsmouth GS
































Total time: 1:37.21









Gap: + 2.21

















57	CALDWELL Anna	Portsmouth GS		16.05	16.15	32.20
18	HUGEC Nadine	Portsmouth GS		16.25	16.03	32.28
135	MANSON Cameron	Portsmouth GS		15.76	16.97	32.73
96	HANTRAIS Maddie	Portsmouth GS		17.73	17.11	34.84

Bib.	Name	School Team	====	Run 1	Run 2	Time
<b>4 - New Hall School</b>				<b>Total time: 1:40.48</b>		<b>Gap: + 5.48</b>
123	LANDER Isabelle	New Hall School		16.16	16.06	32.22
6	MCLEISH Alice	New Hall School		17.19	16.83	34.02
45	MCLEISH Emily	New Hall School		17.05	17.19	34.24
84	HUGHES Sophie	New Hall School			17.80	
<b>5 - Gillotts</b>				<b>Total time: 1:42.76</b>		<b>Gap: + 7.76</b>
5	TRUST Emma	Gillotts		16.91	16.54	33.45
83	HAWKINS Zara	Gillotts		17.24	17.04	34.28
44	HAWKINS Lily	Gillotts		17.64	17.93	35.57
122	HAWKINS Danielle	Gillotts		17.10		
<b>6 - Surbiton HS B</b>				<b>Total time: 1:43.08</b>		<b>Gap: + 8.08</b>
3	FROST Eleanor	Surbiton HS B		16.95	16.74	33.69
42	HINTON Georgina	Surbiton HS B		17.46	17.18	34.64
120	BREEN Kate	Surbiton HS B		17.35	17.40	34.75
81	HINTON Tilly	Surbiton HS B		18.30		
<b>7 - Ipswich HS A</b>				<b>Total time: 1:44.01</b>		<b>Gap: + 9.01</b>
90	ELLIFF Alexa	Ipswich HS A		15.97	16.02	31.99
129	SHELLEY Annie	Ipswich HS A		17.60	17.06	34.66
12	SHELLEY Madeline	Ipswich HS A		18.88	18.48	37.36
51	LEVENE Grace	Ipswich HS A		19.08	18.90	37.98
<b>8 - Clitheroe RGS</b>				<b>Total time: 1:49.18</b>		<b>Gap: + 14.18</b>
1	GATTY Tori	Clitheroe RGS		15.55	15.96	31.51
79	CULVER Scarlett	Clitheroe RGS		19.90	18.89	38.79
118	QUINN JONES Charley	Clitheroe RGS		20.10	18.78	38.88
40	GREENSMITH Anna	Clitheroe RGS		28.22	19.34	47.56
<b>9 - Kingsley School</b>				<b>Total time: 1:50.87</b>		<b>Gap: + 15.87</b>
47	EATON Freya	Kingsley School		17.26	16.31	33.57
86	PACE Fliss	Kingsley School		19.48	18.95	38.43
125	DENNISON Hannah	Kingsley School		19.45	19.61	39.06
8	LAWTON Emma	Kingsley School		19.29	26.36	45.65
<b>10 - Ribblesdale HS</b>				<b>Total time: 1:54.12</b>		<b>Gap: + 19.12</b>
50	HESELTON Rebecca	Ribblesdale HS		18.21	18.82	37.03
11	JESSOP Eleanor	Ribblesdale HS		19.13	18.68	37.81
128	CULSHAW Ellie	Ribblesdale HS		20.17	19.70	39.87
89	SINGH Georgia	Ribblesdale HS			19.11	
<b>11 - St Albans HS</b>				<b>Total time: 1:56.18</b>		<b>Gap: + 21.18</b>
134	WARMINGTON Harriet	St Albans HS		18.16	18.17	36.33
95	MACCABE Millie	St Albans HS		19.61	19.63	39.24
17	FROST Katie	St Albans HS		20.52	20.09	40.61
56	WILLIS Annie	St Albans HS		22.38	22.99	45.37

Bib.	Name	School Team	====	Run 1	Run 2	Time
<b>12 - Abbot's Hill A</b>			<b>Total time: 2:02.09</b>	<b>Gap: + 27.09</b>		
10	SKIER 1	Abbot's Hill A		18.14	18.56	36.70
88	SKIER 2	Abbot's Hill A		21.63	21.43	43.06
127	SKIER 3	Abbot's Hill A		22.21	21.10	43.31
49	SKIER 4	Abbot's Hill A			20.45	
<b>13 - Ipswich HS B</b>			<b>Total time: 2:09.61</b>	<b>Gap: + 34.61</b>		
13	DURANT Antonia	Ipswich HS B		16.03	16.17	32.20
52	WHYTOCK Joesephine	Ipswich HS B		23.56	23.24	46.80
130	BENBOW Lottie	Ipswich HS B		25.59	25.02	50.61
91	RANKIN Grace	Ipswich HS B		27.45	26.72	54.17
<b>14 - Solihull School</b>			<b>Total time: 2:11.86</b>	<b>Gap: + 36.86</b>		
121	GILES Ella	Solihull School		15.59	15.55	31.14
4	O'MALLEY Aimee	Solihull School		25.28	24.22	49.50
43	JAMES Bella	Solihull School		31.66	19.56	51.22
82	O'MALLEY Isabel	Solihull School				
<b>15 - STAGS</b>			<b>Total time: 2:13.88</b>	<b>Gap: + 38.88</b>		
133	COLLINS Esme	STAGS		22.04	22.95	44.99
94	BOWKER HOWELL Freya	STAGS		22.80	22.53	45.33
16	SIMMONS Hovorka Hannah	STAGS		23.80	22.29	46.09
55	DAVIGHI Lucia	STAGS			20.42	
<b>16 - Richmond School</b>			<b>Total time: 2:19.01</b>	<b>Gap: + 44.01</b>		
124	COLE Mia	Richmond School		17.77	17.92	35.69
85	BROOKS Isobel	Richmond School		22.61	22.64	45.25
7	BUSHELL Isabel	Richmond School		20.40	37.67	58.07
46	SPEAKMAN Hannah	Richmond School			22.71	
<b>Abbot's Hill B</b>				<b>Not Classified</b>		
92	SKIER 1	Abbot's Hill B		25.91	26.11	52.02
14	SKIER 2	Abbot's Hill B			23.59	
53	SKIER 3	Abbot's Hill B			19.84	
131	SKIER 4	Abbot's Hill B			22.21	
<b>Reed's School B</b>				<b>Not Classified</b>		
9	FRYERS Charley	Reed's School B				
48	OHAYON Molly	Reed's School B				
87	SMITH Laure	Reed's School B				
126	TREW Ellie	Reed's School B				
<b>Woodbridge School</b>				<b>Not Classified</b>		
93	BYE Katherine	Woodbridge School		19.76	19.45	39.21
15	TURNER Lucy-May	Woodbridge School		20.40	20.32	40.72
54	BARTLETT Honor	Woodbridge School			18.22	
132	TURNER Beth	Woodbridge School			19.10	

Bib.	Name	School Team	=====	Run 1	Run 2	Time
<b>== BOYS ==</b>						
<b>1 - Reed's School A</b>				<b>Total time: 1:32.50</b>		
150	PITKETHLY Calum	Reed's School A		15.05	14.79	29.84
33	DAVEY Joe	Reed's School A		15.81	15.18	30.99
72	DENDLE George	Reed's School A		15.74	15.93	31.67
111	COLLEY James	Reed's School A		15.95	16.48	32.43
<b>2 - Reed's School B</b>				<b>Total time: 1:37.36</b>		<b>Gap: + 4.86</b>
138	FLUCK Adam	Reed's School B		15.84	15.45	31.29
21	BURTON Lucas	Reed's School B		16.14	17.80	33.94
60	SIMPSON Jack	Reed's School B		15.78		
99	STUART Ollie	Reed's School B			16.35	
<b>3 - Berkhamsted School</b>				<b>Total time: 1:37.72</b>		<b>Gap: + 5.22</b>
112	NEWTON William	Berkhamsted School		15.25	14.98	30.23
34	NEWTON Charlie	Berkhamsted School		17.00	16.09	33.09
73	ROUTLEDGE Seb	Berkhamsted School		18.02	18.12	36.14
151	PARSEY James	Berkhamsted School			16.38	
<b>4 - Ribblesdale HS</b>				<b>Total time: 1:38.89</b>		<b>Gap: + 6.39</b>
20	AUSTIN Will	Ribblesdale HS		14.67	14.57	29.24
59	BRADWELL Ciaran	Ribblesdale HS		15.70	15.65	31.35
98	WHITFIELD Joel	Ribblesdale HS		19.06	19.24	38.30
137	WILSON Daniel	Ribblesdale HS		22.14	20.33	42.47
<b>5 - St Albans School A</b>				<b>Total time: 1:40.39</b>		<b>Gap: + 7.89</b>
116	LOUCAIDES Ed	St Albans School A		16.05	16.58	32.63
77	RYDDERCH Louis	St Albans School A		17.21	16.87	34.08
38	FROST Sam	St Albans School A		17.34	17.44	34.78
155	MILLER Madoc	St Albans School A			16.34	
<b>6 - Millfield A</b>				<b>Total time: 1:40.88</b>		<b>Gap: + 8.38</b>
148	LEE Dexter	Millfield A		15.69	15.27	30.96
31	HUISMAN MURO Kaylan	Millfield A		17.05	16.55	33.60
109	LEBOND Joel	Millfield A		18.04	18.28	36.32
70	HOLMES Thomas	Millfield A		18.70	18.61	37.31
<b>7 - New Hall School</b>				<b>Total time: 1:41.89</b>		<b>Gap: + 9.39</b>
36	MARTIN Joe	New Hall School		16.52	16.40	32.92
114	HARDING Luke	New Hall School		17.62	17.61	35.23
75	MARTIN Alex	New Hall School		18.22	17.18	35.40
153	HUGHES Tom	New Hall School		41.58	15.95	57.53
<b>8 - RGS Guildford</b>				<b>Total time: 1:42.04</b>		<b>Gap: + 9.54</b>
37	FITZSIMMONS Toby	RGS Guildford		16.48	15.95	32.43
154	ACOMB Alex	RGS Guildford		17.21	17.07	34.28
76	ALDRIDGE-BATE Charlie	RGS Guildford		18.52	18.14	36.66

Bib.	Name	School Team	=====	Run 1	Run 2	Time
115	HINTON Marcus	RGS Guildford		17.19		
<b>9 - Harrow School A</b>		<b>Total time: 1:44.53</b>		<b>Gap: + 12.03</b>		
68	JURGENS Anton	Harrow School A		16.83	16.96	33.79
107	MOORE Ben	Harrow School A		18.07	17.15	35.22
29	JURGENS Hein	Harrow School A		17.49	18.03	35.52
146	GROGAN Max	Harrow School A		26.15		
<b>10 - Solihull School</b>		<b>Total time: 1:48.66</b>		<b>Gap: + 16.16</b>		
39	SHAKESHAFT James	Solihull School		18.16	17.92	36.08
78	BLACKHURST Fraser	Solihull School		20.88	20.19	41.07
117	GILES Dan	Solihull School			16.49	
156	LAWRENCE Tom	Solihull School		15.02		
<b>11 - Woodbridge School</b>		<b>Total time: 1:48.88</b>		<b>Gap: + 16.38</b>		
100	GRAINGER Chris	Woodbridge School		16.89	17.02	33.91
61	BYE Matt	Woodbridge School		18.01	17.51	35.52
22	HUTCHINSON Max	Woodbridge School		21.74	21.55	43.29
139	BARLETT Arthur	Woodbridge School			17.71	
<b>12 - Alton College</b>		<b>Total time: 1:52.19</b>		<b>Gap: + 19.69</b>		
147	BANNISTER Adam	Alton College		14.38	14.44	28.82
30	CHAPMAN Euan	Alton College		14.98	14.23	29.21
69	SOWIK Ethan	Alton College		36.69	17.47	54.16
108	KNIGHT Dan	Alton College				
<b>13 - Eltham College A</b>		<b>Total time: 1:55.79</b>		<b>Gap: + 23.29</b>		
140	ABRISHAMI Diaco	Eltham College A		17.80	15.56	33.36
23	LANCASTER Alex	Eltham College A		19.61	19.53	39.14
101	BIDWELL Fergus	Eltham College A		22.79	20.50	43.29
62	MCCOOL Matthew	Eltham College A				
<b>14 - Millfield B</b>		<b>Total time: 1:57.06</b>		<b>Gap: + 24.56</b>		
25	MONKS Sam	Millfield B		18.02	19.00	37.02
142	HOSKINGS Benjamin	Millfield B		18.93	19.02	37.95
103	FOMENKO Ivan	Millfield B		21.19	20.90	42.09
64	DOUGLAS Oliver	Millfield B		22.64		
<b>15 - Eltham College B</b>		<b>Total time: 1:57.07</b>		<b>Gap: + 24.57</b>		
32	DONNELLY Liam	Eltham College B		17.80	17.76	35.56
71	AUSTIN Theo	Eltham College B		20.86	19.02	39.88
110	MCCOOL Luke	Eltham College B		24.54	19.33	43.87
149	HUMMEL Ben	Eltham College B		31.19	17.09	48.28
<b>16 - Richmond School</b>		<b>Total time: 2:02.18</b>		<b>Gap: + 29.68</b>		
141	COLE Tom	Richmond School		18.84	18.34	37.18
102	WEBSTER Ben	Richmond School		18.59	18.68	37.27
24	WEBSDALE Harvey	Richmond School		17.82		
63	DEAN Jack	Richmond School			29.91	

Bib.	Name	School Team	====	Run 1	Run 2	Time
<b>17 - Harrow School B</b>			<b>Total time: 2:14.66</b>		<b>Gap: + 42.16</b>	
74	<b>BEHAN-WOODHALL Jack</b>	Harrow School B		<b>23.06</b>	<b>21.66</b>	44.72
113	<b>TREW Joe</b>	Harrow School B		<b>23.87</b>	<b>22.52</b>	46.39
152	<b>GIANASSO Tom</b>	Harrow School B		<b>20.51</b>	26.36	46.87
35	<b>ONG Mathew</b>	Harrow School B		42.30	<b>23.04</b>	1:05.34
<b>Abbey Gate College</b>						<b>Not Classified</b>
27	<b>HAIGH Ewan</b>	Abbey Gate College		<b>16.65</b>	<b>15.89</b>	32.54
66	<b>THOMPSON James</b>	Abbey Gate College		<b>18.56</b>	<b>18.75</b>	37.31
105	<b>GOODRIDGE Toby</b>	Abbey Gate College				
144		Abbey Gate College				
<b>Dover GS</b>						<b>Not Classified</b>
104	<b>MILLER-HASTINGS Frankie</b>	Dover GS		<b>14.96</b>	<b>15.09</b>	30.05
26	<b>WOODS Matthew</b>	Dover GS				
65	<b>PROCTOR Guy</b>	Dover GS			<b>19.99</b>	
143		Dover GS				
<b>St Albans School B</b>						<b>Not Classified</b>
28		St Albans School B				
67		St Albans School B				
106		St Albans School B				
145		St Albans School B				





## ESSkiA National Finals Open Event 2016

### Special Slalom - Girls & Boys

### Individual Ranking

#### COMPETITION JURY

TECHNICAL DELEGATE		
CHIEF OF RACE	ROBSON Rob	(Harrow/ESSkiA)
REFEREE	VERNON Mark	(ESSkiA)
COURSE CHIEF	WHATMORE Niaill	(ESSkiA)
START REFEREE	SMITH Richard	(Millfield)
FINISH REFEREE	GILYead James	(Aldwickbury)

#### WEATHER

CONDITIONS	Showers
SNOW	Artificial
AIR TEMPERATURE	START : 15.0 °C
	FINISH : 15.0 °C

#### 1st RUN

COURSESETTER	CURTIS Dan	(Harrow)
FORERUNNERS	- A - BLYTH Charlotte	
	- B - DEAN Emily	
	- C - THOMPSON Joseph	
	- D - HOWE Charlie	
	- E - TRUST Alex	
COURSE	Norfolk Snowsports Club	
START	50 m	
FINISH	10 m	
DROP	40 m	
LENGTH	180 m	
HOMOLOGATION	CN GP PS 30-Apr-2020	
GATES	17	
DIRECTIONS	17	
STARTING TIME	1030	

#### 2nd RUN

COURSESETTER	CURTIS Dan	(Harrow)
FORERUNNERS	- A - BLYTH Charlotte	
	- B - DEAN Emily	
	- C - THOMPSON Joseph	
	- D - HOWE Charlie	
	- E - TRUST Alex	
COURSE	Norfolk Snowsports Club	
START	50 m	
FINISH	10 m	
DROP	40 m	
LENGTH	180 m	
HOMOLOGATION	CN GP PS 30-Apr-2020	
GATES	17	
DIRECTIONS	17	
STARTING TIME	1130	

Rank	Bib.	Name	====	School Team	Run 1	Run 2	Time	Gap
------	------	------	------	-------------	-------	-------	------	-----







#### === GIRLS ===

1	58	SMIDT WALLIS Brielle		Surbiton HS A	15.48	15.49	<b>30.97</b>	
2	119	LILLYWHITE Alex		Reed's School A	15.52	15.48	<b>31.00</b>	0.03
3	121	GILES Ella		Solihull School	15.59	15.55	<b>31.14</b>	0.17
4	136	VERNON Rebecca		Surbiton HS A	15.94	15.43	<b>31.37</b>	0.40
5	1	GATTY Tori		Clitheroe RGS	15.55	15.96	<b>31.51</b>	0.54
6	90	ELLIFF Alexa		Ipswich HS A	15.97	16.02	<b>31.99</b>	1.02
7	57	CALDWELL Anna		Portsmouth GS	16.05	16.15	<b>32.20</b>	1.23
7	13	DURANT Antonia		Ipswich HS B	16.03	16.17	<b>32.20</b>	1.23
9	123	LANDER Isabelle		New Hall School	16.16	16.06	<b>32.22</b>	1.25
10	18	HUGECC Nadine		Portsmouth GS	16.25	16.03	<b>32.28</b>	1.31
11	97	HYDE Gussie		Surbiton HS A	16.31	16.35	<b>32.66</b>	1.69
12	135	MANSON Cameron		Portsmouth GS	15.76	16.97	<b>32.73</b>	1.76
13	41	HUFF Sarah		Reed's School A	16.53	16.76	<b>33.29</b>	2.32
14	5	TRUST Emma		Gillotts	16.91	16.54	<b>33.45</b>	2.48
15	2	MEYLER Anna		Reed's School A	16.73	16.75	<b>33.48</b>	2.51
16	47	EATON Freya		Kingsley School	17.26	16.31	<b>33.57</b>	2.60
17	3	FROST Eleanor		Surbiton HS B	16.95	16.74	<b>33.69</b>	2.72
18	6	MCLEISH Alice		New Hall School	17.19	16.83	<b>34.02</b>	3.05
19	45	MCLEISH Emily		New Hall School	17.05	17.19	<b>34.24</b>	3.27
20	83	HAWKINS Zara		Gillotts	17.24	17.04	<b>34.28</b>	3.31






# ESSKiA National Finals Open Event 2016

## Special Slalom - Girls & Boys





### Individual Ranking

Rank	Bib.	Name	====	School Team	Run 1	Run 2	Time	Gap
21	42	HINTON Georgina		Surbiton HS B	17.46	17.18	<b>34.64</b>	3.67
22	129	SHELLEY Annie		Ipswich HS A	17.60	17.06	<b>34.66</b>	3.69
23	120	BREEN Kate		Surbiton HS B	17.35	17.40	<b>34.75</b>	3.78
24	96	HANTRAIS Maddie		Portsmouth GS	17.73	17.11	<b>34.84</b>	3.87
25	44	HAWKINS Lily		Gillotts	17.64	17.93	<b>35.57</b>	4.60
26	124	COLE Mia		Richmond School	17.77	17.92	<b>35.69</b>	4.72
27	134	WARMINGTON Harriet		St Albans HS	18.16	18.17	<b>36.33</b>	5.36
28	10	SKIER 1		Abbot's Hill A	18.14	18.56	<b>36.70</b>	5.73
29	50	HESELTON Rebecca		Ribblesdale HS	18.21	18.82	<b>37.03</b>	6.06
30	12	SHELLEY Madeline		Ipswich HS A	18.88	18.48	<b>37.36</b>	6.39
31	11	JESSOP Eleanor		Ribblesdale HS	19.13	18.68	<b>37.81</b>	6.84
32	51	LEVENE Grace		Ipswich HS A	19.08	18.90	<b>37.98</b>	7.01
33	86	PACE Fliss		Kingsley School	19.48	18.95	<b>38.43</b>	7.46
34	79	CULVER Scarlett		Clitheroe RGS	19.90	18.89	<b>38.79</b>	7.82
35	118	QUINN JONES Charley		Clitheroe RGS	20.10	18.78	<b>38.88</b>	7.91
36	125	DENNISON Hannah		Kingsley School	19.45	19.61	<b>39.06</b>	8.09
37	93	BYE Katherine		Woodbridge School	19.76	19.45	<b>39.21</b>	8.24
38	95	MACCABE Millie		St Albans HS	19.61	19.63	<b>39.24</b>	8.27
39	19	CHRISTOPHER Rebecca		Surbiton HS A	22.98	16.51	<b>39.49</b>	8.52
40	128	CULSHAW Ellie		Ribblesdale HS	20.17	19.70	<b>39.87</b>	8.90
41	17	FROST Katie		St Albans HS	20.52	20.09	<b>40.61</b>	9.64
42	15	TURNER Lucy-May		Woodbridge School	20.40	20.32	<b>40.72</b>	9.75
43	88	SKIER 5		Abbot's Hill A	21.63	21.43	<b>43.06</b>	12.09
44	127	SKIER 7		Abbot's Hill A	22.21	21.10	<b>43.31</b>	12.34
45	133	COLLINS Esme		STAGS	22.04	22.95	<b>44.99</b>	14.02
46	85	BROOKS Isobel		Richmond School	22.61	22.64	<b>45.25</b>	14.28
47	94	BOWKER HOWELL Freya		STAGS	22.80	22.53	<b>45.33</b>	14.36
48	56	WILLIS Annie		St Albans HS	22.38	22.99	<b>45.37</b>	14.40
49	8	LAWTON Emma		Kingsley School	19.29	26.36	<b>45.65</b>	14.68
50	16	SIMMONS Hovorka Hannah		STAGS	23.80	22.29	<b>46.09</b>	15.12
51	52	WHYTOCK Josephine		Ipswich HS B	23.56	23.24	<b>46.80</b>	15.83
52	40	GREENSMITH Anna		Clitheroe RGS	28.22	19.34	<b>47.56</b>	16.59
53	4	O'MALLEY Aimee		Solihull School	25.28	24.22	<b>49.50</b>	18.53
54	130	BENBOW Lottie		Ipswich HS B	25.59	25.02	<b>50.61</b>	19.64
55	43	JAMES Bella		Solihull School	31.66	19.56	<b>51.22</b>	20.25
56	92	SKIER 6 Isobel		Abbot's Hill B	25.91	26.11	<b>52.02</b>	21.05
57	91	RANKIN Grace		Ipswich HS B	27.45	26.72	<b>54.17</b>	23.20
58	7	BUSHELL Isabel		Richmond School	20.40	37.67	<b>58.07</b>	27.10




#### Did Not Start - Run 1 (5)

9	FRYERS Charley		Reed's School B
48	OHAYON Molly		Reed's School B
82	O'MALLEY Isabel		Solihull School
87	SMITH Laure		Reed's School B
126	TREW Ellie		Reed's School B

#### Did Not Finish - Run 1 (4)

14	SKIER 2		Abbot's Hill B
53	SKIER 4		Abbot's Hill B
54	BARTLETT Honor		Woodbridge School
132	TURNER Beth		Woodbridge School

#### Disqualified - Run 1 (6)




49	SKIER 3		Abbot's Hill A	Gate 12
55	DAVIGHI Lucia		STAGS	Gate 15
80	COLLEY Bella		Reed's School A	Gate 6








# ESSKiA National Finals Open Event 2016

## Special Slalom - Girls & Boys




### Individual Ranking

Rank	Bib.	Name	====	School Team	Run 1	Run 2	Time	Gap
	84	HUGHES Sophie		New Hall School				Gate 6
	89	SINGH Georgia		Ribblesdale HS				Gate 16
	131	SKIER 8		Abbot's Hill B				Gate 13






































### Did Not Start - Run 2 (5)

	9	FRYERS Charley		Reed's School B				
	48	OHAYON Molly		Reed's School B				
	82	O'MALLEY Isabel		Solihull School				
	87	SMITH Laure		Reed's School B				
	126	TREW Ellie		Reed's School B				

### Did Not Finish - Run 2 (3)

	46	SPEAKMAN Hannah		Richmond School				
	81	HINTON Tilly		Surbiton HS B				
	122	HAWKINS Danielle		Gillotts				





















## == BOYS ==

1	147	BANNISTER Adam		Alton College	14.38	14.44	<b>28.82</b>	
2	30	CHAPMAN Euan		Alton College	14.98	14.23	<b>29.21</b>	0.39
3	20	AUSTIN Will		Ribblesdale HS	14.67	14.57	<b>29.24</b>	0.42
4	150	PITKETHLY Calum		Reed's School A	15.05	14.79	<b>29.84</b>	1.02
5	104	MILLER-HASTINGS Frankie		Dover GS	14.96	15.09	<b>30.05</b>	1.23
6	112	NEWTON William		Berkhamsted School	15.25	14.98	<b>30.23</b>	1.41
7	148	LEE Dexter		Millfield A	15.69	15.27	<b>30.96</b>	2.14
8	33	DAVEY Joe		Reed's School A	15.81	15.18	<b>30.99</b>	2.17
9	138	FLUCK Adam		Reed's School B	15.84	15.45	<b>31.29</b>	2.47
10	59	BRADWELL Ciaran		Ribblesdale HS	15.70	15.65	<b>31.35</b>	2.53
11	72	DENDLE George		Reed's School A	15.74	15.93	<b>31.67</b>	2.85
12	111	COLLEY James		Reed's School A	15.95	16.48	<b>32.43</b>	3.61
12	37	FITZSIMMONS Toby		RGS Guildford	16.48	15.95	<b>32.43</b>	3.61
14	27	HAIGH Ewan		Abbey Gate College	16.65	15.89	<b>32.54</b>	3.72
15	116	LOUCAIDES Ed		St Albans School A	16.05	16.58	<b>32.63</b>	3.81
16	36	MARTIN Joe		New Hall School	16.52	16.40	<b>32.92</b>	4.10
17	34	NEWTON Charlie		Berkhamsted School	17.00	16.09	<b>33.09</b>	4.27
18	140	ABRISHAMI Diaco		Eltham College A	17.80	15.56	<b>33.36</b>	4.54
19	31	HUISMAN MURO Kaylan		Millfield A	17.05	16.55	<b>33.60</b>	4.78
20	68	JURGENS Anton		Harrow School A	16.83	16.96	<b>33.79</b>	4.97
21	100	GRAINGER Chris		Woodbridge School	16.89	17.02	<b>33.91</b>	5.09
22	21	BURTON Lucas		Reed's School B	16.14	17.80	<b>33.94</b>	5.12
23	77	RYDDERCH Louis		St Albans School A	17.21	16.87	<b>34.08</b>	5.26
24	154	ACOMB Alex		RGS Guildford	17.21	17.07	<b>34.28</b>	5.46
25	38	FROST Sam		St Albans School A	17.34	17.44	<b>34.78</b>	5.96
26	107	MOORE Ben		Harrow School A	18.07	17.15	<b>35.22</b>	6.40
27	114	HARDING Luke		New Hall School	17.62	17.61	<b>35.23</b>	6.41
28	75	MARTIN Ales		New Hall School	18.22	17.18	<b>35.40</b>	6.58
29	61	BYE Matt		Woodbridge School	18.01	17.51	<b>35.52</b>	6.70
29	29	JURGENS Hein		Harrow School A	17.49	18.03	<b>35.52</b>	6.70
31	32	DONNELLY Liam		Eltham College B	17.80	17.76	<b>35.56</b>	6.74
32	39	SHAKESHAFT James		Solihull School	18.16	17.92	<b>36.08</b>	7.26
33	73	ROUTLEDGE Seb		Berkhamsted School	18.02	18.12	<b>36.14</b>	7.32
34	109	LEBOND Joel		Millfield A	18.04	18.28	<b>36.32</b>	7.50
35	76	ALDRIDGE-BATE Charlie		RGS Guildford	18.52	18.14	<b>36.66</b>	7.84
36	25	MONKS Sam		Millfield B	18.02	19.00	<b>37.02</b>	8.20
37	141	COLE Tom		Richmond School	18.84	18.34	<b>37.18</b>	8.36








# ESSKiA National Finals Open Event 2016

## Special Slalom - Girls & Boys

### Individual Ranking

Rank	Bib.	Name	====	School Team	Run 1	Run 2	Time	Gap
38	102	WEBSTER Ben		Richmond School	18.59	18.68	<b>37.27</b>	8.45
39	70	HOLMES Thomas		Millfield A	18.70	18.61	<b>37.31</b>	8.49
39	66	THOMPSON James		Abbey Gate College	18.56	18.75	<b>37.31</b>	8.49
41	142	HOSKINGS Benjamin		Millfield B	18.93	19.02	<b>37.95</b>	9.13
42	98	WHITFIELD Joel		Ribblesdale HS	19.06	19.24	<b>38.30</b>	9.48
43	23	LANCASTER Alex		Eltham College A	19.61	19.53	<b>39.14</b>	10.32
44	71	AUSTIN Theo		Eltham College B	20.86	19.02	<b>39.88</b>	11.06
45	78	BLACKHURST Fraser		Solihull School	20.88	20.19	<b>41.07</b>	12.25
46	103	FOMENKO Ivan		Millfield B	21.19	20.90	<b>42.09</b>	13.27
47	137	WILSON Daniel		Ribblesdale HS	22.14	20.33	<b>42.47</b>	13.65
48	101	BIDWELL Fergus		Eltham College A	22.79	20.50	<b>43.29</b>	14.47
48	22	HUTCHINSON Max		Woodbridge School	21.74	21.55	<b>43.29</b>	14.47
50	110	MCCOOL Luke		Eltham College B	24.54	19.33	<b>43.87</b>	15.05
51	74	BEHAN-WOODHALL Jack		Harrow School B	23.06	21.66	<b>44.72</b>	15.90
52	113	TREW Joe		Harrow School B	23.87	22.52	<b>46.39</b>	17.57
53	152	GIANASSO Tom		Harrow School B	20.51	26.36	<b>46.87</b>	18.05
54	149	HUMMEL Ben		Eltham College B	31.19	17.09	<b>48.28</b>	19.46
55	69	SOWIK Ethan		Alton College	36.69	17.47	<b>54.16</b>	25.34
56	153	HUGHES Tom		New Hall School	41.58	15.95	<b>57.53</b>	28.71
57	35	ONG Mathew		Harrow School B	42.30	23.04	<b>1:05.34</b>	36.52






#### Did Not Start - Run 1 (7)

28		St Albans School B
67		St Albans School B
106		St Albans School B
108		Alton College
143		Dover GS
144		Abbey Gate College
145		St Albans School B








#### Did Not Finish - Run 1 (5)

63	DEAN Jack		Richmond School
105	GOODRIDGE Toby		Abbey Gate College
117	GILES Dan		Solihull School
139	BARLETT Arthur		Woodbridge School
155	MILLER Madoc		St Albans School A


#### Disqualified - Run 1 (5)

26	WOODS Matthew		Dover GS	Gate 7
62	MCCOOL Matthew		Eltham College A	Gate 7
65	PROCTOR Guy		Dover GS	Gate 15
99	STUART Ollie		Reed's School B	Gate 13
151	PARSEY James		Berkhamsted School	Gate 11

#### Did Not Start - Run 2 (7)

28		St Albans School B	
67		St Albans School B	
106		St Albans School B	
108	KNIGHT Dan		Alton College
143		Dover GS	
144		Abbey Gate College	
145		St Albans School B	

#### Did Not Finish - Run 2 (4)

24	WEBSDALE Harvey		Richmond School
----	-----------------	---	-----------------

# ESSkiA National Finals Open Event 2016

## Special Slalom - Girls & Boys

### Individual Ranking

Rank	Bib.	Name	====	School Team	Run 1	Run 2	Time	Gap
64		<b>DOUGLAS Oliver</b>		Millfield B				
105		<b>GOODRIDGE Toby</b>		Abbey Gate College				
156		<b>LAWRENCE Tom</b>		Solihull School				

### Disqualified - Run 2 (5)

26		<b>WOODS Matthew</b>		Dover GS				Gate 14
60		<b>SIMPSON Jack</b>		Reed's School B				Gate 5
62		<b>MCCOOL Matthew</b>		Eltham College A				Gate 7
115		<b>HINTON Marcus</b>		RGS Guildford				Gate 8
146		<b>GROGAN Max</b>		Harrow School A				Gate 15

RECAP	1st RUN	2nd RUN	
Records :			156
Did Not Start :	12	12	24
Did Not Finish :	9	7	16
Disqualified :	11	5	16
Did Not Qualify for 2nd RUN :		0	0
At Finish :			115