



ESSKiA National Finals Event 2016

U12 & U14 Team Events

Special Slalom - Girls & Boys

Team Results

COMPETITION JURY

TECHNICAL DELEGATE

| | | |
|----------------|----------------|---------------|
| CHIEF OF RACE | VERNON Mark | (Reed's Sch) |
| REFEREE | WRIGHT Bernie | (ERSA) |
| COURSE CHIEF | BOOTH Richard | (Eltham) |
| START REFEREE | MELLSTROM Mike | (Cranmore) |
| FINISH REFEREE | BETHEL Chris | (Dane's Hill) |

1st RUN

| | | |
|---------------|-------------------------|---------------|
| COURSESETTER | GILYEAD James | (Aldwickbury) |
| FORERUNNERS | - A - VERNON Charlotte | |
| | - B - BREEN Ellen | |
| | - C - COLLEN Grace | |
| | - D - WILLIAMS Tommy | |
| | - E - THOMPSON Joseph | |
| COURSE | Norfolk Snowsports Club | |
| START | 50 m | |
| FINISH | 10 m | |
| DROP | 40 m | |
| LENGTH | 180 m | |
| HOMOLOGATION | CN GP PS 30-Apr-2020 | |
| GATES | 13 | |
| DIRECTIONS | 13 | |
| STARTING TIME | 1030 | |

2nd RUN





| | | |
|-------|-------------------------|---------------|
| | GILYEAD James | (Aldwickbury) |
| - A - | VERNON Charlotte | |
| - B - | BREEN Ellen | |
| - C - | COLLEN Grace | |
| - D - | WILLIAMS Tommy | |
| - E - | THOMPSON Joseph | |
| | Norfolk Snowsports Club | |
| | 50 m | |
| | 10 m | |
| | 40 m | |
| | 180 m | |
| | CN GP PS 30-Apr-2020 | |
| | 13 | |
| | 13 | |
| | 1122 | |

| Bib. | Name | ==== | School Team | Run 1 | Run 2 |
|------|------|------|-------------|-------|-------|
|------|------|------|-------------|-------|-------|

U12 GIRLS

1 - Oakwood PS

Total time: 1:41.94

| | | | | | |
|----|----------------|---|------------|-------|-------|
| 21 | HOWESON Olivia |  | Oakwood PS | 15.57 | 15.76 |
| 24 | HOWESON Lucy |  | Oakwood PS | 17.14 | 17.54 |
| 22 | PENNIFER Skye |  | Oakwood PS | 18.15 | 17.78 |
| 23 | COOPER Bryony |  | Oakwood PS | 19.06 | 18.56 |

2 - St Leonard's

Total time: 1:52.14

Gap: + 10.20

| | | | | | |
|----|-----------------|---|--------------|-------|-------|
| 13 | HESELTON Amelie |  | St Leonard's | 18.93 | 18.22 |
| 14 | LLOYD Erin |  | St Leonard's | 19.01 | 18.44 |
| 15 | DOYLE Lauren |  | St Leonard's | 18.43 | 19.11 |
| 16 | McGRATH Abigail |  | St Leonard's | 22.49 | 22.75 |












3 - Charlton House

Total time: 1:52.34














Gap: + 10.40

| | | | | | |
|---|----------------------|---|----------------|-------|-------|
| 1 | HARRISON-SMITH Laura |  | Charlton House | 17.38 | 17.45 |
|---|----------------------|---|----------------|-------|-------|





























Team Results

| Bib. | Name | ==== | School Team | Run 1 | Run 2 |
|---------------------------------|-----------------|---|----------------------------|---------------------|-------|
| 4 | GROVES Hannah |  | Charlton House | 17.97 | 17.89 |
| 2 | GROVES Nicole |  | Charlton House | 20.86 | 20.79 |
| 3 | WEBB Alannah |  | Charlton House | 23.43 | 22.51 |
| 4 - Southampstead | | | Total time: 1:54.45 | Gap: + 12.51 | |
| 17 | FAIRLFULL Maddy |  | Southampstead | 18.31 | 18.25 |
| 20 | PERRY Rosie |  | Southampstead | 19.60 | 18.93 |
| 19 | WHITMORE Millie |  | Southampstead | 19.97 | 19.53 |
| 18 | DANIEL Momo |  | Southampstead | 22.90 | 19.39 |
| 5 - Surbiton High School | | | Total time: 1:57.37 | Gap: + 15.43 | |
| 12 | DISNEY Evie |  | Surbiton High School | 18.66 | 18.05 |
| 9 | HOLT Eleanor |  | Surbiton High School | 19.54 | 19.62 |
| 11 | JESS Anna |  | Surbiton High School | 21.13 | 20.37 |
| 10 | MCDONALD Ciara |  | Surbiton High School | 22.05 | 22.06 |
| 6 - Tormead | | | Total time: 1:57.59 | Gap: + 15.65 | |
| 8 | DAVEY Annabelle | TORMEAD | Tormead | 17.56 | 16.44 |
| 7 | CRONE Lottie | TORMEAD | Tormead | 20.04 | 19.43 |
| 5 | SCOTT Katie | TORMEAD | Tormead | 22.47 | 21.65 |
| 6 | BURTON Emily | TORMEAD | Tormead | 22.61 | 22.01 |





























U12 BOYS

| | | | | | |
|--------------------------|-------------------|---|----------------------------|--------------------|-------|
| 1 - Danes Hill | | | Total time: 1:36.22 | | |
| 38 | GILLETT Matthew |  | Danes Hill | 15.60 | 15.75 |
| 37 | WEEKS Jack |  | Danes Hill | 15.58 | 15.93 |
| 39 | GRACE Henry |  | Danes Hill | 16.98 | 16.38 |
| 40 | JOVANOVIĆ Luca |  | Danes Hill | 19.02 | 18.49 |
| 2 - Cranmore A | | | Total time: 1:38.40 | Gap: + 2.18 | |
| 45 | ALDRIDGE-BATE Ben |  | Cranmore A | 15.36 | 15.20 |
| 47 | PEARSON Edward |  | Cranmore A | 16.79 | 16.41 |
| 48 | BOWLES Archie |  | Cranmore A | 17.65 | 17.17 |
| 46 | WILLIAMS Henry |  | Cranmore A | | 16.99 |
| 3 - Orwell Park | | | Total time: 1:43.02 | Gap: + 6.80 | |
| 44 | SINCLAIR Laurence |  | Orwell Park | 15.69 | 15.32 |
| 41 | FLETCHER Angus |  | Orwell Park | 18.10 | 17.84 |
| 43 | MANN Ralph |  | Orwell Park | 19.27 | 17.31 |
| 42 | ELLIFF Rafe |  | Orwell Park | 18.76 | |
| 4 - Aldwickbury A | | | Total time: 1:43.09 | Gap: + 6.87 | |
| 50 | OSMAN Lucas |  | Aldwickbury A | 16.60 | 16.71 |

Team Results

| Bib. | Name | ==== | School Team | Run 1 | Run 2 |
|---------------------------------|-----------------|---|----------------------------|---------------------|---------|
| 49 | BATES Thomas |  | Aldwickbury A | 17.43 | 17.39 |
| 51 | WILSON George |  | Aldwickbury A | 17.63 | 17.33 |
| 52 | BROWN Noah |  | Aldwickbury A | 17.92 | 1:45.57 |
| 5 - Eltham College | | | Total time: 1:43.13 | Gap: + 6.91 | |
| 55 | KAY Jonathan |  | Eltham College | 16.36 | 16.12 |
| 56 | CORNICK Adam |  | Eltham College | 17.73 | 17.38 |
| 54 | JOHNSON Harry |  | Eltham College | 17.61 | 17.93 |
| 53 | BIDWELL Fred |  | Eltham College | 18.91 | 18.47 |
| 6 - Aldwickbury B | | | Total time: 1:52.98 | Gap: + 16.76 | |
| 25 | LINDSAY Charlie |  | Aldwickbury B | 18.72 | 18.42 |
| 28 | TAYLOR Thomas |  | Aldwickbury B | 19.20 | 18.69 |
| 27 | MEALEY Ben |  | Aldwickbury B | 19.50 | 18.73 |
| 26 | STELL Edward |  | Aldwickbury B | 19.22 | 19.14 |
| 7 - East Herrington PS | | | Total time: 1:56.49 | Gap: + 20.27 | |
| 32 | NICHOLLS Ben |  | East Herrington PS | 15.89 | 15.82 |
| 29 | SCOTT Ryan |  | East Herrington PS | 18.60 | 18.81 |
| 30 | WRIGHT James |  | East Herrington PS | 23.96 | 23.41 |
| 31 | SCOTT Keiran |  | East Herrington PS | 25.15 | 24.45 |
| 8 - Cranmore B | | | Total time: 1:57.25 | Gap: + 21.03 | |
| 36 | MESSINGER Grant |  | Cranmore B | 17.57 | 17.88 |
| 33 | GOSSAGE William |  | Cranmore B | 18.54 | 18.82 |
| 35 | MELLSTROM Sam |  | Cranmore B | 22.03 | 22.41 |
| 34 | MELLSTROM Tom |  | Cranmore B | 22.26 | |
| U14 GIRLS | | | | | |
| 1 - Guildford HS | | | Total time: 1:35.16 | | |
| 87 | WEEKS Ella |  | Guildford HS | 15.62 | 15.46 |
| 88 | HART Katie |  | Guildford HS | 15.68 | 15.73 |
| 85 | LANGLEY Alicia |  | Guildford HS | 16.28 | 16.39 |
| 86 | KEMKERS Saskia |  | Guildford HS | 17.04 | 16.72 |
| 2 - New Hall School | | | Total time: 1:35.70 | Gap: + 0.54 | |
| 81 | MARTIN Allegra |  | New Hall School | 15.63 | 15.23 |
| 84 | HUGHES Sophie |  | New Hall School | 16.11 | 15.48 |
| 82 | MARTIN Juliette |  | New Hall School | 16.78 | 16.59 |
| 83 | MACKLEY Alexia |  | New Hall School | 17.05 | 16.47 |
| 3 - Surbiton High School | | | Total time: 1:38.97 | Gap: + 3.81 | |
| 92 | HINTON Tilly |  | Surbiton High School | 15.37 | 15.66 |

Team Results

| Bib. | Name | ==== | School Team | Run 1 | Run 2 |
|-------------------------------|-----------------|---|----------------------------|---------------------|-------|
| 89 | HOLT Josephine |  | Surbiton High School | 16.43 | 16.73 |
| 91 | JESSE Kaylis |  | Surbiton High School | 17.73 | 17.45 |
| 90 | KING Grace |  | Surbiton High School | | 17.05 |
| 4 - Kingsley | | | Total time: 1:40.78 | Gap: + 5.62 | |
| 66 | DENNISON Hannah |  | Kingsley | 16.21 | 16.15 |
| 67 | LAWTON Emma |  | Kingsley | 16.59 | 16.55 |
| 68 | SAINSBURY Lucy |  | Kingsley | 17.85 | 17.43 |
| 65 | CHAPMAN Lorenza |  | Kingsley | 19.56 | 19.80 |
| 5 - Solihull School | | | Total time: 1:43.74 | Gap: + 8.58 | |
| 72 | GILES Ella |  | Solihull School | 14.28 | 14.08 |
| 70 | JAMES Bella |  | Solihull School | 17.17 | 16.89 |
| 69 | O'MALLEY Aimee |  | Solihull School | 21.11 | 20.21 |
| 71 | O'MALLEY Isabel |  | Solihull School | | |
| 6 - Danes Hill | | | Total time: 1:46.20 | Gap: + 11.04 | |
| 57 | VESELY Ophelia |  | Danes Hill | 15.88 | 15.69 |
| 59 | JOVANOVIĆ Rose |  | Danes Hill | 18.20 | 18.75 |
| 60 | LARSEN Louisa |  | Danes Hill | 20.52 | 19.79 |
| 58 | WALSH Juliette |  | Danes Hill | 17.89 | |
| 7 - Abbey Gate College | | | Total time: 1:51.81 | Gap: + 16.65 | |
| 79 | MEADOWS Keira |  | Abbey Gate College | 18.44 | 18.17 |
| 78 | RANDLE Lucy |  | Abbey Gate College | 18.98 | 18.60 |
| 77 | GARTSIDE Phoebe |  | Abbey Gate College | 19.03 | 18.59 |
| 80 | |  | Abbey Gate College | | |
| 8 - Abbot's Hill A | | | Total time: 1:52.80 | Gap: + 17.64 | |
| 73 | SKIER 1 |  | Abbot's Hill A | 16.65 | 16.47 |
| 76 | SKIER 2 |  | Abbot's Hill A | 18.78 | 18.01 |
| 75 | SKIER 3 |  | Abbot's Hill A | 21.55 | 21.34 |
| 74 | SKIER 4 |  | Abbot's Hill A | | |
| 9 - Abbot's Hill B | | | Total time: 1:58.71 | Gap: + 23.55 | |
| 61 | SKIER 1 |  | Abbot's Hill B | 19.05 | 19.31 |
| 63 | SKIER 2 |  | Abbot's Hill B | 19.87 | 19.39 |
| 62 | SKIER 3 |  | Abbot's Hill B | 20.50 | 20.59 |
| 64 | SKIER 4 |  | Abbot's Hill B | 21.88 | 22.08 |
| U14 BOYS | | | | | |
| 1 - Norwich | | | Total time: 1:31.44 | | |
| 112 | OGDEN Alex |  | Norwich | 14.18 | 14.11 |

Team Results

| Bib. | Name | ==== | School Team | Run 1 | Run 2 |
|---------------------------|-----------------|---|----------------------------|-----------------------|-------|
| 111 | CHAUHAN Rohan |  | Norwich | 15.92 | 15.63 |
| 110 | COLLEN Hamish |  | Norwich | 15.97 | 15.74 |
| 109 | WALES Jonathan |  | Norwich | | 15.63 |
| 2 - Reed's School | | | Total time: 1:34.04 | Gap: + 2.60 | |
| 102 | GREENWOOD Jack |  | Reed's School | 15.20 | 14.98 |
| 104 | KADRKA Markus |  | Reed's School | 15.18 | 15.06 |
| 103 | HUDSON Tom |  | Reed's School | 17.04 | 16.58 |
| 101 | HALLAM Petie |  | Reed's School | 18.80 | 18.68 |
| 3 - Aldwickbury A | | | Total time: 1:35.33 | Gap: + 3.89 | |
| 98 | DAWES Jonty |  | Aldwickbury A | 15.28 | 15.09 |
| 97 | HINE Harry |  | Aldwickbury A | 16.29 | 15.60 |
| 100 | KILPATRICK Max |  | Aldwickbury A | 16.72 | 16.35 |
| 99 | CREE Alistair |  | Aldwickbury A | 17.21 | 17.84 |
| 4 - Cranmore | | | Total time: 1:35.83 | Gap: + 4.39 | |
| 106 | WILLIAMS George |  | Cranmore | 15.00 | 14.97 |
| 105 | BARNES Calver |  | Cranmore | 15.23 | 15.47 |
| 107 | WOOD Felix |  | Cranmore | 17.72 | 17.89 |
| 108 | AMOR Josh |  | Cranmore | | 17.44 |
| 5 - Eltham College | | | Total time: 1:44.34 | Gap: + 12.90 | |
| 118 | MCCOOL Luke |  | Eltham College | 16.22 | 15.64 |
| 120 | BIDWELL Fergus |  | Eltham College | 22.84 | 17.34 |
| 119 | LANCASTER Alex |  | Eltham College | 16.06 | 51.88 |
| 117 | AUSTIN Theo |  | Eltham College | | 16.24 |
| 6 - Rokeby School | | | Total time: 1:57.55 | Gap: + 26.11 | |
| 94 | DA VALL, Joshua |  | Rokeby School | 18.37 | 18.09 |
| 96 | QUINN, Aidan |  | Rokeby School | 20.19 | 19.31 |
| 93 | HANSSON, Jacob |  | Rokeby School | 23.27 | 18.32 |
| 95 | STONELY, Joshua |  | Rokeby School | | |
| Aldwickbury B | | | | Not Classified | |
| 115 | WILSON William |  | Aldwickbury B | 16.15 | 16.00 |
| 113 | WALTER Jasper |  | Aldwickbury B | 16.05 | 16.45 |
| 114 | RHYDDERCH Jack |  | Aldwickbury B | | 18.71 |
| 116 | MACKIE Patrick |  | Aldwickbury B | | 18.61 |



ESSkia National Finals Event 2016

U16 & U19 Team Events

Special Slalom - Girls & Boys

Team Results

COMPETITION JURY

| | |
|--------------------|---------------------------------|
| TECHNICAL DELEGATE | |
| CHIEF OF RACE | CAMPBELL-WOODWARD Sara (ESSkia) |
| REFEREE | WRIGHT Bernie (ERSA) |
| COURSE CHIEF | GILYEAD James (Aldwickbury) |
| START REFEREE | JACKSON Andrew (Woodbridge) |
| FINISH REFEREE | POWELL Clare (Keswick) |

| | 1st RUN | 2nd RUN |
|---------------|--|--|
| COURSESETTER | WHATMORE Niaill (ESSkia) | WHATMORE Niaill (ESSkia) |
| FORERUNNERS | - A - BLYTH Charlotte - B - DEAN Emily - C - HINTON Georgina - D - TRUST Alex - E - HOWE Charlie | - A - BLYTH Charlotte - B - DEAN Emily - C - HINTON Georgina - D - TRUST Alex - E - HOWE Charlie |
| COURSE | Norfolk Snowsports Club | Norfolk Snowsports Club |
| START | 50 m | 50 m |
| FINISH | 10 m | 10 m |
| DROP | 40 m | 40 m |
| LENGTH | 180 m | 180 m |
| HOMOLOGATION | CN GP PS 30-Apr-2020 | CN GP PS 30-Apr-2020 |
| GATES | 16 | 16 |
| DIRECTIONS | 16 | 16 |
| STARTING TIME | 1500 | 1600 |

| Bib. | Name | School Team | ==== | Run 1 | Run 2 |
|------|------|-------------|------|-------|-------|
|------|------|-------------|------|-------|-------|

U16 GIRLS

1 - Ipswich HS

Total time: 1:35.77

| | | | | | |
|-----|------------------|------------|--|-------|-------|
| 139 | ELLIFF Alexa | Ipswich HS | | 15.51 | 15.18 |
| 140 | SHELLEY Annie | Ipswich HS | | 16.03 | 15.87 |
| 137 | SHELLEY Madeline | Ipswich HS | | 16.55 | 16.63 |
| 138 | LEVENE Grace | Ipswich HS | | 17.14 | 17.42 |

2 - Surbiton HS

Total time: 1:36.57

Gap: + 0.80






























| | | | | | |
|-----|---------------------|-------------|--|-------|-------|
| 132 | VERNON Rebecca | Surbiton HS | | 14.04 | 13.94 |
| 131 | WATKINS Katya | Surbiton HS | | 16.42 | 16.75 |
| 130 | ZACHARIAH Elizabeth | Surbiton HS | | 17.88 | 17.54 |
| 129 | FROST Eleanor | Surbiton HS | | | |

























3 - New Hall

Total time: 1:38.60






Gap: + 2.83

































| | | | | | |
|-----|------------------|----------|--|-------|-------|
| 146 | MCLEISH Emily | New Hall | | 15.79 | 15.60 |
| 147 | GOULD Lauren | New Hall | | 16.93 | 16.63 |
| 148 | SPRIGGS Hariette | New Hall | | 19.10 | 19.15 |




| Bib. | Name | School Team | ==== | Run 1 | Run 2 |
|----------------------------------|----------------------|-----------------------|--|----------------------------|---------------------|
| 145 | LANDER Isabelle | New Hall |  | | 14.55 |
| 4 - Torquay Girls Grammar | | | | Total time: 1:46.37 | Gap: + 10.60 |
| 121 | BROOKES Georgia | Torquay Girls Grammar |  | 16.33 | 16.50 |
| 123 | KEATING Madeline | Torquay Girls Grammar |  | 18.27 | 17.82 |
| 124 | KEATING Alisa | Torquay Girls Grammar |  | 21.24 | 20.41 |
| 122 | BOSWOOD-CLARK Eve | Torquay Girls Grammar |  | 17.04 | |
| 5 - St Albans HS | | | | Total time: 1:46.38 | Gap: + 10.61 |
| 136 | WARMINGTON Harriet | St Albans HS |  | 16.36 | 16.32 |
| 135 | MACCABE Millie | St Albans HS |  | 18.38 | 18.47 |
| 133 | FROST Katie | St Albans HS |  | 18.70 | 18.15 |
| 134 | GODLEY Juliet | St Albans HS |  | 23.33 | 22.48 |
| 6 - Abbot's Hill | | | | Total time: 1:48.58 | Gap: + 12.81 |
| 141 | SKIER 1 | Abbot's Hill |  | 17.36 | 16.48 |
| 142 | SKIER 2 | Abbot's Hill |  | 18.14 | 18.33 |
| 144 | SKIER 4 | Abbot's Hill |  | 20.08 | 19.88 |
| 143 | SKIER 3 | Abbot's Hill |  | 18.39 | |
| 7 - STAGS | | | | Total time: 1:50.71 | Gap: + 14.94 |
| 127 | BOTY Nia | STAGS |  | 15.78 | 15.30 |
| 125 | BARDER Katie | STAGS |  | 16.95 | 16.65 |
| 126 | REID Grace | STAGS |  | 23.42 | 22.61 |
| 128 | | STAGS |  | | |
| U16 BOYS | | | | | |
| 1 - Reed's School | | | | Total time: 1:30.91 | |
| 163 | LEE Rory | Reed's School |  | 14.95 | 14.89 |
| 164 | HART Ben | Reed's School |  | 15.24 | 14.87 |
| 161 | STAPLES -SHEASBY Kai | Reed's School |  | | 16.40 |
| 162 | FLUCK Adam | Reed's School |  | 14.56 | |
| 2 - New Hall | | | | Total time: 1:35.28 | Gap: + 4.37 |
| 171 | MARTIN Alex | New Hall |  | 15.29 | 15.24 |
| 169 | HARDING Luke | New Hall |  | 16.15 | 16.25 |
| 170 | MARTIN Max | New Hall |  | 18.03 | 17.17 |
| 172 | MARTIN Joe | New Hall |  | 15.18 | |
| 3 - St Albans School A | | | | Total time: 1:37.28 | Gap: + 6.37 |
| 154 | WILLIS Fraser | St Albans School A |  | 16.26 | 15.75 |
| 156 | RHYDDERCH Freddie | St Albans School A |  | 16.34 | 16.58 |
| 155 | LOUCAIDES Ollie | St Albans School A |  | 17.54 | 16.82 |
| 153 | RYAN Stratford | St Albans School A |  | 15.53 | |

| Bib. | Name | School Team | ==== | Run 1 | Run 2 |
|-------------------------------|-----------------------|--------------------|--|----------------------------|-----------------------|
| 4 - Eltham College B | | | | Total time: 1:37.48 | Gap: + 6.57 |
| 184 | VASCOTTO VIDAL Pietro | Eltham College B |  | 15.71 | 15.34 |
| 181 | DONNELLY Liam | Eltham College B |  | 16.43 | 16.05 |
| 183 | PILCHER Lucas | Eltham College B |  | 17.37 | 16.58 |
| 182 | MCMILLAN Kyle | Eltham College B |  | 18.03 | 18.10 |
| 5 - Bedford Modern | | | | Total time: 1:37.75 | Gap: + 6.84 |
| 177 | WILLIS James | Bedford Modern |  | 15.38 | 15.10 |
| 178 | SMITH Alex | Bedford Modern |  | 16.76 | 16.61 |
| 179 | FORRESTER Edward | Bedford Modern |  | 17.17 | 16.73 |
| 180 | | Bedford Modern |  | | |
| 6 - St Albans School B | | | | Total time: 1:40.30 | Gap: + 9.39 |
| 157 | HARRIS Alex | St Albans School B |  | 16.88 | 16.02 |
| 160 | TUDOR James | St Albans School B |  | 16.63 | 16.60 |
| 158 | PENDELL, Adam | St Albans School B |  | 18.13 | 17.20 |
| 159 | LUCAS Bruno | St Albans School B |  | 16.97 | |
| 7 - Eltham College A | | | | Total time: 1:43.56 | Gap: + 12.65 |
| 176 | ABRISHAMI Diaco | Eltham College A |  | 14.20 | 14.14 |
| 175 | HUMMEL Ben | Eltham College A |  | 15.55 | 15.11 |
| 174 | MCCOOL Matthew | Eltham College A |  | 16.17 | 28.39 |
| 173 | MCMILLAN Ketan | Eltham College A |  | 17.68 | |
| 8 - RGS Guildford | | | | Total time: 1:44.72 | Gap: + 13.81 |
| 168 | ALDRIDGE-BATE Charlie | RGS Guildford |  | 16.69 | 16.99 |
| 167 | MACDONALD James | RGS Guildford |  | 17.28 | 17.48 |
| 165 | HINTON Sam | RGS Guildford |  | 18.53 | 17.75 |
| 166 | MACDONALD Sasha | RGS Guildford |  | 18.93 | 18.43 |
| Keswick | | | | | Not Classified |
| 149 | WILSON Adam | Keswick |  | 22.33 | 21.19 |
| 152 | JONES Luca | Keswick |  | 22.71 | 21.73 |
| 150 | LEES Samuel | Keswick |  | 22.46 | |
| 151 | PIENKOWSKI Mark | Keswick |  | 23.34 | |



U19 GIRLS

| | | | | | |
|----------------------------|-----------------|-----------------|--|----------------------------|--------------------|
| 1 - Portsmouth GS | | | | Total time: 1:26.18 | |
| 224 | MANSON Cameron | Portsmouth GS |  | 14.25 | 14.04 |
| 221 | HUGECC Nadine | Portsmouth GS |  | 14.48 | 14.24 |
| 222 | CALDWELL Anna | Portsmouth GS |  | 14.70 | 14.47 |
| 223 | HANTRAIS Maddie | Portsmouth GS |  | 16.82 | 16.35 |
| 2 - Reed's School A | | | | Total time: 1:26.67 | Gap: + 0.49 |
| 216 | LILLYWHITE Alex | Reed's School A |  | 14.16 | 14.03 |





| Bib. | Name | School Team | ==== | Run 1 | Run 2 |
|------------------------------------|----------------------|----------------------------|--|-----------------------|-------|
| 215 | COLLEY Bella | Reed's School A |  | 14.53 | 14.25 |
| 213 | SMITH Lauren | Reed's School A |  | 15.38 | 14.99 |
| 214 | HUFF Sarah | Reed's School A |  | | 14.32 |
| 3 - Surbiton HS | | Total time: 1:28.46 | | Gap: + 2.28 | |
| 220 | SMIDT WALLIS Brielle | Surbiton HS |  | 14.19 | 14.22 |
| 217 | CHRISTOPHER Rebecca | Surbiton HS |  | 14.84 | 14.36 |
| 219 | HYDE Gussie | Surbiton HS |  | 15.82 | 15.03 |
| 218 | BREEN Kate | Surbiton HS |  | | 15.66 |
| 4 - Gillotts | | Total time: 1:34.23 | | Gap: + 8.05 | |
| 185 | TRUST Emma | Gillotts |  | 15.28 | 14.97 |
| 188 | HAWKINS Danielle | Gillotts |  | 15.96 | 15.63 |
| 187 | HAWKINS Zara | Gillotts |  | 16.41 | 15.98 |
| 186 | HAWKINS Lily | Gillotts |  | 16.45 | 16.19 |
| 5 - Clitheroe RGS | | Total time: 1:36.04 | | Gap: + 9.86 | |
| 201 | GATTY Tori | Clitheroe RGS |  | 14.60 | 14.40 |
| 202 | GREENSMITH Anna | Clitheroe RGS |  | 16.34 | 15.54 |
| 204 | QUINN JONES Charley | Clitheroe RGS |  | 17.76 | 17.40 |
| 203 | CULVER Scarlett | Clitheroe RGS |  | 17.83 | 17.52 |
| 6 - St John's School | | Total time: 1:39.68 | | Gap: + 13.50 | |
| 200 | BRUCE Abigail | St John's School |  | 16.22 | 15.98 |
| 198 | CONVEY Rosemary | St John's School |  | 16.75 | 16.45 |
| 197 | BRUCE Sasha | St John's School |  | 17.53 | 16.75 |
| 199 | RUSSELL Sophie-Rose | St John's School |  | | |
| 7 - St Robert of Newminster | | Total time: 1:41.99 | | Gap: + 15.81 | |
| 195 | CHAPMAN Chloe | St Robert of Newminster |  | 16.27 | 15.38 |
| 194 | WRIGHT Sophia | St Robert of Newminster |  | 17.57 | 17.55 |
| 193 | CURTIS Grace | St Robert of Newminster |  | 17.75 | 17.47 |
| 196 | | St Robert of Newminster |  | | |
| 8 - Ribblesdale School | | Total time: 1:42.06 | | Gap: + 15.88 | |
| 189 | JESSOP Eleanor | Ribblesdale School |  | 16.90 | 16.52 |
| 190 | HESELTON Rebecca | Ribblesdale School |  | 16.90 | 17.10 |
| 191 | SINGH Georgia | Ribblesdale School |  | 17.34 | 17.30 |
| 192 | CULSHAW Ellie | Ribblesdale School |  | 18.75 | 18.08 |
| 9 - Richmond School | | Total time: 1:52.26 | | Gap: + 26.08 | |
| 208 | COLE Mia | Richmond School |  | 16.30 | 16.32 |
| 205 | BUSHELL Isabel | Richmond School |  | 18.84 | 18.73 |
| 207 | BROOKS Isobel | Richmond School |  | 21.30 | 20.77 |
| 206 | SPEAKMAN Hannah | Richmond School |  | 22.00 | |
| Reed's School B | | | | Not Classified | |
| 227 | MEYLER Anna | Reed's School B |  | 15.08 | 15.11 |

| Bib. | Name | School Team | ==== | Run 1 | Run 2 |
|------|----------------|-----------------|--|-------|-------|
| 225 | FRYERS Charley | Reed's School B |  | | |
| 226 | OHAYON Molly | Reed's School B |  | | |
| 228 | TREW Ellie | Reed's School B |  | | |





St George's School**Not Classified**

| | | | | | |
|-----|---------------------------|--------------------|--|-------|-------|
| 212 | SCRANAGE-HARRISON Eleanor | St George's School |  | 14.54 | 13.81 |
| 209 | HERRIES Olivia | St George's School |  | 16.92 | 15.94 |
| 210 | SHREEVES Anna | St George's School |  | 17.40 | |
| 211 | CUTHBERT Bella | St George's School |  | 18.41 | |





U19 BOYS**1 - Reed's School A****Total time: 1:23.57**

| | | | | | |
|-----|-----------------|-----------------|--|-------|-------|
| 260 | PITKETHLY Calum | Reed's School A |  | 13.40 | 13.25 |
| 257 | DAVEY Joe | Reed's School A |  | 14.11 | 14.03 |
| 259 | COLLEY James | Reed's School A |  | 14.39 | 14.53 |
| 258 | DENDLE George | Reed's School A |  | 14.58 | 14.39 |





2 - Alton College**Total time: 1:29.76****Gap: + 6.19**

| | | | | | |
|-----|----------------|---------------|--|-------|-------|
| 280 | BANNISTER Adam | Alton College |  | 13.01 | 13.02 |
| 277 | CHAPMAN Euan | Alton College |  | 13.02 | 13.07 |
| 278 | SOWIK Ethan | Alton College |  | 22.92 | 14.72 |
| 279 | KNIGHT Dan | Alton College |  | | |





3 - Solihull School**Total time: 1:30.64****Gap: + 7.07**

| | | | | | |
|-----|-------------------|-----------------|--|-------|-------|
| 240 | LAWRENCE Tom | Solihull School |  | 13.60 | 13.48 |
| 239 | GILES Dan | Solihull School |  | 15.38 | 15.24 |
| 237 | SHAKESHAFT James | Solihull School |  | 16.68 | 16.26 |
| 238 | BLACKHURST Fraser | Solihull School |  | | |




4 - Reed's School B**Total time: 1:30.97****Gap: + 7.40**

































| | | | | | |
|-----|---------------|-----------------|--|-------|-------|
| 283 | BURTON Lucas | Reed's School B |  | 14.96 | 14.63 |
| 284 | SIMPSON Jack | Reed's School B |  | 15.44 | 14.37 |
| 281 | ROBERTS Henry | Reed's School B |  | 16.67 | 14.90 |
| 282 | STUART Ollie | Reed's School B |  | | |

5 - RGS Guildford**Total time: 1:34.62****Gap: + 11.05**


| | | | | | |
|-----|------------------|---------------|--|-------|-------|
| 273 | FITZSIMMONS Toby | RGS Guildford |  | 15.39 | 14.87 |
| 276 | HINTON Marcus | RGS Guildford |  | 15.72 | 15.15 |
| 275 | KEMKERS George | RGS Guildford |  | 17.06 | 16.43 |
| 274 | WALSH Oliver | RGS Guildford |  | 18.57 | 18.08 |

6 - Abbey Gate College**Total time: 1:37.42****Gap: + 13.85**

| | | | | | |
|-----|----------------|--------------------|--|-------|-------|
| 249 | HAIGH Ewan | Abbey Gate College |  | 14.45 | 16.03 |
| 250 | THOMPSON James | Abbey Gate College |  | 16.52 | 16.60 |
| 251 | GOODRIDGE Toby | Abbey Gate College |  | 17.11 | 16.71 |

| Bib. | Name | School Team | ==== | Run 1 | Run 2 |
|-------------------------------|-------------------------|-----------------------|--|----------------------------|-----------------------|
| 252 | | Abbey Gate College |  | | |
| 7 - Richmond School | | | | Total time: 1:40.17 | Gap: + 16.60 |
| 264 | COLE Tom | Richmond School |  | 15.89 | 16.15 |
| 261 | WEBSDALE Harvey | Richmond School |  | 16.87 | 16.47 |
| 263 | WEBSTER Ben | Richmond School |  | 17.77 | 17.02 |
| 262 | DEAN Jack | Richmond School |  | 18.98 | 18.83 |
| 8 - Woodbridge School | | | | Total time: 1:40.66 | Gap: + 17.09 |
| 248 | BARTLETT Arthur | Woodbridge School |  | 15.62 | 15.53 |
| 246 | BYE Matt | Woodbridge School |  | 16.42 | 16.00 |
| 245 | NEWMAN Sam | Woodbridge School |  | 22.05 | 21.21 |
| 247 | GRAINGER Chris | Woodbridge School |  | | 15.04 |
| 9 - Ribblesdale School | | | | Total time: 1:41.93 | Gap: + 18.36 |
| 232 | WILSON Daniel | Ribblesdale School |  | 18.39 | 18.41 |
| 229 | AUSTIN Will | Ribblesdale School |  | 13.08 | 23.85 |
| 231 | WHITFIELD Joel | Ribblesdale School |  | 17.90 | 19.89 |
| 230 | BRADWELL Ciaran | Ribblesdale School |  | | 14.26 |
| 10 - Harrow School | | | | Total time: 1:48.00 | Gap: + 24.43 |
| 242 | JURGENS Anton | Harrow School |  | 15.54 | 15.03 |
| 243 | MOORE Ben | Harrow School |  | 15.79 | 16.52 |
| 241 | JURGENS Hein | Harrow School |  | 14.82 | 30.30 |
| 244 | GROGAN Max | Harrow School |  | | |
| Berkhamsted | | | | | Not Classified |
| 267 | NEWTON William | Berkhamsted |  | 14.01 | 13.56 |
| 265 | NEWTON Charlie | Berkhamsted |  | 14.53 | |
| 266 | ROUTLEDGE Seb | Berkhamsted |  | | 16.44 |
| 268 | PARSEY James | Berkhamsted |  | | 14.63 |
| Dover GS | | | | | Not Classified |
| 253 | WOODS Matthew | Dover GS |  | 14.61 | 14.05 |
| 254 | PROCTOR Guy | Dover GS |  | 17.64 | 17.44 |
| 255 | MILLER-HASTINGS Frankie | Dover GS |  | 13.59 | |
| 256 | | Dover GS |  | | |
| Peter Symonds College | | | | | Not Classified |
| 234 | WORRT Aaron | Peter Symonds College |  | 13.34 | 13.42 |
| 236 | LEARY Chris | Peter Symonds College |  | 20.16 | 19.89 |
| 233 | GOSS Alfie | Peter Symonds College |  | | 13.63 |
| 235 | JOWETT Matt | Peter Symonds College |  | | 15.73 |
| St Albans School | | | | | Not Classified |
| 269 | FROST Sam | St Albans School |  | 16.02 | 15.47 |
| 272 | MILLER Madoc | St Albans School |  | 27.29 | 15.04 |
| 270 | RYDDERCH Louis | St Albans School |  | | 15.33 |

ESSkiA National Finals Event 2016
U16 & U19 Team Events
Special Slalom - Girls & Boys
Team Results

| Bib. | Name | School Team | ==== | Run 1 | Run 2 |
|------|--------------|------------------|--|-------|-------|
| 271 | LOUCAIDES Ed | St Albans School |  | | |



ESSkiA National Finals Event 2016

Special Slalom - Girls & Boys

Individual Ranking

COMPETITION JURY

| | | |
|--------------------|----------------|--------------|
| TECHNICAL DELEGATE | | |
| CHIEF OF RACE | VERNON Mark | (Reed's Sch) |
| REFEREE | WRIGHT Bernie | (ERSA) |
| COURSE CHIEF | BOOTH Richard | (Eltham) |
| START REFEREE | MELLSTROM Mike | (Cranmore) |
| FINISH REFEREE | BETHEL Chris | (Danes Hill) |

WEATHER

| | |
|-----------------|--------------------|
| CONDITIONS | Dry, Cloudy, Sunny |
| SNOW | Artificial |
| AIR TEMPERATURE | START : 15.0 °C |
| | FINISH : 15.0 °C |

1st RUN

| | | |
|---------------|-------------------------|---------------|
| COURSESETTER | GILLYEAD James | (Aldwickbury) |
| FORERUNNERS | - A - VERNON Charlotte | |
| | - B - BREEN Ellen | |
| | - C - COLLEN Grace | |
| | - D - WILLIAMS Tommy | |
| | - E - THOMPSON Joseph | |
| COURSE | Norfolk Snowsports Club | |
| START | 50 m | |
| FINISH | 10 m | |
| DROP | 40 m | |
| LENGTH | 180 m | |
| HOMOLOGATION | CN GP PS 30-Apr-2020 | |
| GATES | 13 | |
| DIRECTIONS | 13 | |
| STARTING TIME | 1030 | |

2nd RUN








| | | |
|-------|-------------------------|---------------|
| | GILLYEAD James | (Aldwickbury) |
| - A - | VERNON Charlotte | |
| - B - | BREEN Ellen | |
| - C - | COLLEN Grace | |
| - D - | WILLIAMS Tommy | |
| - E - | THOMPSON Joseph | |
| | Norfolk Snowsports Club | |
| | 50 m | |
| | 10 m | |
| | 40 m | |
| | 180 m | |
| | CN GP PS 30-Apr-2020 | |
| | 13 | |
| | 13 | |
| | 1130 | |

| Rank | Bib. | Name | ==== | School Team | Run 1 | Run 2 | Time | Gap |
|------|------|------|------|-------------|-------|-------|------|-----|
|------|------|------|------|-------------|-------|-------|------|-----|






























U12 GIRLS

| | | | | | | | | |
|----|----|----------------------|--|----------------------|-------|-------|--------------|-------|
| 1 | 21 | HOWESON Olivia | | Oakwood PS | 15.57 | 15.76 | 31.33 | |
| 2 | 8 | DAVEY Annabelle | | Tormead | 17.56 | 16.44 | 34.00 | 2.67 |
| 3 | 24 | HOWESON Lucy | | Oakwood PS | 17.14 | 17.54 | 34.68 | 3.35 |
| 4 | 1 | HARRISON-SMITH Laura | | Charlton House | 17.38 | 17.45 | 34.83 | 3.50 |
| 5 | 4 | GROVES Hannah | | Charlton House | 17.97 | 17.89 | 35.86 | 4.53 |
| 6 | 22 | PENNIFER Skye | | Oakwood PS | 18.15 | 17.78 | 35.93 | 4.60 |
| 7 | 17 | FAIRLFULL Maddy | | Southampstead | 18.31 | 18.25 | 36.56 | 5.23 |
| 8 | 12 | DISNEY Evie | | Surbiton High School | 18.66 | 18.05 | 36.71 | 5.38 |
| 9 | 13 | HESELTON Amelie | | St Leonard's | 18.93 | 18.22 | 37.15 | 5.82 |
| 10 | 14 | LLOYD Erin | | St Leonard's | 19.01 | 18.44 | 37.45 | 6.12 |
| 11 | 15 | DOYLE Lauren | | St Leonard's | 18.43 | 19.11 | 37.54 | 6.21 |
| 12 | 23 | COOPER Bryony | | Oakwood PS | 19.06 | 18.56 | 37.62 | 6.29 |
| 13 | 20 | PERRY Rosie | | Southampstead | 19.60 | 18.93 | 38.53 | 7.20 |
| 14 | 9 | HOLT Eleanor | | Surbiton High School | 19.54 | 19.62 | 39.16 | 7.83 |
| 15 | 7 | CRONE Lottie | | Tormead | 20.04 | 19.43 | 39.47 | 8.14 |
| 16 | 19 | WHITMORE Millie | | Southampstead | 19.97 | 19.53 | 39.50 | 8.17 |
| 17 | 11 | JESS Anna | | Surbiton High School | 21.13 | 20.37 | 41.50 | 10.17 |

Individual Ranking

| Rank | Bib. | Name | ==== | School Team | Run 1 | Run 2 | Time | Gap |
|------|------|-----------------|---|----------------------|-------|-------|--------------|-------|
| 18 | 2 | GROVES Nicole |  | Charlton House | 20.86 | 20.79 | 41.65 | 10.32 |
| 19 | 18 | DANIEL Momo |  | Southampstead | 22.90 | 19.39 | 42.29 | 10.96 |
| 20 | 10 | MCDONALD Ciara |  | Surbiton High School | 22.05 | 22.06 | 44.11 | 12.78 |
| 21 | 5 | SCOTT Katie |  | Tormead | 22.47 | 21.65 | 44.12 | 12.79 |
| 22 | 6 | BURTON Emily |  | Tormead | 22.61 | 22.01 | 44.62 | 13.29 |
| 23 | 16 | McGRATH Abigail |  | St Leonard's | 22.49 | 22.75 | 45.24 | 13.91 |
| 24 | 3 | WEBB Alannah |  | Charlton House | 23.43 | 22.51 | 45.94 | 14.61 |



U12 BOYS

| | | | | | | | | |
|----|----|-------------------|---|--------------------|-------|---------|----------------|---------|
| 1 | 45 | ALDRIDGE-BATE Ben |  | Cranmore A | 15.36 | 15.20 | 30.56 | |
| 2 | 44 | SINCLAIR Laurence |  | Orwell Park | 15.69 | 15.32 | 31.01 | 0.45 |
| 3 | 38 | GILLETT Matthew |  | Danes Hill | 15.60 | 15.75 | 31.35 | 0.79 |
| 4 | 37 | WEEKS Jack |  | Danes Hill | 15.58 | 15.93 | 31.51 | 0.95 |
| 5 | 32 | NICHOLLS Ben |  | East Herrington PS | 15.89 | 15.82 | 31.71 | 1.15 |
| 6 | 55 | KAY Jonathan |  | Eltham College | 16.36 | 16.12 | 32.48 | 1.92 |
| 7 | 47 | PEARSON Edward |  | Cranmore A | 16.79 | 16.41 | 33.20 | 2.64 |
| 8 | 50 | OSMAN Lucas |  | Aldwickbury A | 16.60 | 16.71 | 33.31 | 2.75 |
| 9 | 39 | GRACE Henry |  | Danes Hill | 16.98 | 16.38 | 33.36 | 2.80 |
| 10 | 49 | BATES Thomas |  | Aldwickbury A | 17.43 | 17.39 | 34.82 | 4.26 |
| 10 | 48 | BOWLES Archie |  | Cranmore A | 17.65 | 17.17 | 34.82 | 4.26 |
| 12 | 51 | WILSON George |  | Aldwickbury A | 17.63 | 17.33 | 34.96 | 4.40 |
| 13 | 56 | CORNICK Adam |  | Eltham College | 17.73 | 17.38 | 35.11 | 4.55 |
| 14 | 36 | MESSINGER Grant |  | Cranmore B | 17.57 | 17.88 | 35.45 | 4.89 |
| 15 | 54 | JOHNSON Harry |  | Eltham College | 17.61 | 17.93 | 35.54 | 4.98 |
| 16 | 41 | FLETCHER Angus |  | Orwell Park | 18.10 | 17.84 | 35.94 | 5.38 |
| 17 | 43 | MANN Ralph |  | Orwell Park | 19.27 | 17.31 | 36.58 | 6.02 |
| 18 | 25 | LINDSAY Charlie |  | Aldwickbury B | 18.72 | 18.42 | 37.14 | 6.58 |
| 19 | 33 | GOSSAGE William |  | Cranmore B | 18.54 | 18.82 | 37.36 | 6.80 |
| 20 | 53 | BIDWELL Fred |  | Eltham College | 18.91 | 18.47 | 37.38 | 6.82 |
| 21 | 29 | SCOTT Ryan |  | East Herrington PS | 18.60 | 18.81 | 37.41 | 6.85 |
| 22 | 40 | JOVANOVIĆ Luca |  | Danes Hill | 19.02 | 18.49 | 37.51 | 6.95 |
| 23 | 28 | TAYLOR Thomas |  | Aldwickbury B | 19.20 | 18.69 | 37.89 | 7.33 |
| 24 | 27 | MEALEY Ben |  | Aldwickbury B | 19.50 | 18.73 | 38.23 | 7.67 |
| 25 | 26 | STELL Edward |  | Aldwickbury B | 19.22 | 19.14 | 38.36 | 7.80 |
| 26 | 35 | MELLSTROM Sam |  | Cranmore B | 22.03 | 22.41 | 44.44 | 13.88 |
| 27 | 30 | WRIGHT James |  | East Herrington PS | 23.96 | 23.41 | 47.37 | 16.81 |
| 28 | 31 | SCOTT Keiran |  | East Herrington PS | 25.15 | 24.45 | 49.60 | 19.04 |
| 29 | 52 | BROWN Noah |  | Aldwickbury A | 17.92 | 1:45.57 | 2:03.49 | 1:32.93 |



Disqualified - Run 1 (1)

| | | | | |
|----|----------------|---|------------|--------|
| 46 | WILLIAMS Henry |  | Cranmore A | Gate 4 |
|----|----------------|---|------------|--------|

Disqualified - Run 2 (2)






























| | | | | |
|----|---------------|---|-------------|---------|
| 34 | MELLSTROM Tom |  | Cranmore B | Gate 11 |
| 42 | ELLIFF Rafe |  | Orwell Park | Gate 4 |

U14 GIRLS



| | | | | | | | | |
|---|----|----------------|---|-----------------|-------|-------|--------------|------|
| 1 | 72 | GILES Ella |  | Solihull School | 14.28 | 14.08 | 28.36 | |
| 2 | 81 | MARTIN Allegra |  | New Hall School | 15.63 | 15.23 | 30.86 | 2.50 |

ESSKiA National Finals Event 2016
Special Slalom - Girls & Boys

Individual Ranking

| Rank | Bib. | Name | ==== | School Team | Run 1 | Run 2 | Time | Gap |
|------|------|-----------------|---|----------------------|-------|-------|--------------|-------|
| 3 | 92 | HINTON Tilly |  | Surbiton High School | 15.37 | 15.66 | 31.03 | 2.67 |
| 4 | 87 | WEEKS Ella |  | Guildford HS | 15.62 | 15.46 | 31.08 | 2.72 |
| 5 | 88 | HART Katie |  | Guildford HS | 15.68 | 15.73 | 31.41 | 3.05 |
| 6 | 57 | VESELY Ophelia |  | Danes Hill | 15.88 | 15.69 | 31.57 | 3.21 |
| 7 | 84 | HUGHES Sophie |  | New Hall School | 16.11 | 15.48 | 31.59 | 3.23 |
| 8 | 66 | DENISON Hannah |  | Kingsley | 16.21 | 16.15 | 32.36 | 4.00 |
| 9 | 85 | LANGLEY Alicia |  | Guildford HS | 16.28 | 16.39 | 32.67 | 4.31 |
| 10 | 73 | SKIER 1 |  | Abbot's Hill A | 16.65 | 16.47 | 33.12 | 4.76 |
| 11 | 67 | LAWTON Emma |  | Kingsley | 16.59 | 16.55 | 33.14 | 4.78 |
| 12 | 89 | HOLT Josephine |  | Surbiton High School | 16.43 | 16.73 | 33.16 | 4.80 |
| 13 | 82 | MARTIN Juliette |  | New Hall School | 16.78 | 16.59 | 33.37 | 5.01 |
| 14 | 83 | MACKLEY Alexia |  | New Hall School | 17.05 | 16.47 | 33.52 | 5.16 |
| 15 | 86 | KEMKERS Saskia |  | Guildford HS | 17.04 | 16.72 | 33.76 | 5.40 |
| 16 | 70 | JAMES Bella |  | Solihull School | 17.17 | 16.89 | 34.06 | 5.70 |
| 17 | 91 | JESSE Kaylis |  | Surbiton High School | 17.73 | 17.45 | 35.18 | 6.82 |
| 18 | 68 | SAINSBURY Lucy |  | Kingsley | 17.85 | 17.43 | 35.28 | 6.92 |
| 19 | 79 | MEADOWS Keira |  | Abbey Gate College | 18.44 | 18.17 | 36.61 | 8.25 |
| 20 | 76 | SKIER 4 |  | Abbot's Hill A | 18.78 | 18.01 | 36.79 | 8.43 |
| 21 | 59 | JOVANOVIH Rose |  | Danes Hill | 18.20 | 18.75 | 36.95 | 8.59 |
| 22 | 78 | RANDLE Lucy |  | Abbey Gate College | 18.98 | 18.60 | 37.58 | 9.22 |
| 23 | 77 | GARTSIDE Phoebe |  | Abbey Gate College | 19.03 | 18.59 | 37.62 | 9.26 |
| 24 | 61 | SKIER 5 |  | Abbot's Hill B | 19.05 | 19.31 | 38.36 | 10.00 |
| 25 | 63 | SKIER 7 |  | Abbot's Hill B | 19.87 | 19.39 | 39.26 | 10.90 |
| 26 | 65 | CHAPMAN Lorenza |  | Kingsley | 19.56 | 19.80 | 39.36 | 11.00 |
| 27 | 60 | LARSEN Louisa |  | Danes Hill | 20.52 | 19.79 | 40.31 | 11.95 |
| 28 | 62 | SKIER 6 |  | Abbot's Hill B | 20.50 | 20.59 | 41.09 | 12.73 |
| 29 | 69 | O'MALLEY Aimee |  | Solihull School | 21.11 | 20.21 | 41.32 | 12.96 |
| 30 | 75 | SKIER 3 |  | Abbot's Hill A | 21.55 | 21.34 | 42.89 | 14.53 |
| 31 | 64 | SKIER 8 |  | Abbot's Hill B | 21.88 | 22.08 | 43.96 | 15.60 |


Did Not Start - Run 1 (2)

| | | | |
|----|-----------------|---|--------------------|
| 71 | O'MALLEY Isabel |  | Solihull School |
| 80 | |  | Abbey Gate College |



Did Not Finish - Run 1 (1)

| | | | |
|----|---------|---|----------------|
| 74 | SKIER 2 |  | Abbot's Hill A |
|----|---------|---|----------------|

Disqualified - Run 1 (1)

| | | | | |
|----|------------|---|----------------------|--------|
| 90 | KING Grace |  | Surbiton High School | Gate 5 |
|----|------------|---|----------------------|--------|

Did Not Start - Run 2 (2)

| | | | |
|----|-----------------|---|--------------------|
| 71 | O'MALLEY Isabel |  | Solihull School |
| 80 | |  | Abbey Gate College |






















Disqualified - Run 2 (2)

| | | | | |
|----|----------------|---|----------------|---------|
| 58 | WALSH Juliette |  | Danes Hill | Gate 10 |
| 74 | SKIER 2 |  | Abbot's Hill A | Gate 4 |


U14 BOYS

| | | | | | | | | |
|---|-----|------------|---|---------|-------|-------|--------------|--|
| 1 | 112 | OGDEN Alex |  | Norwich | 14.18 | 14.11 | 28.29 | |
|---|-----|------------|---|---------|-------|-------|--------------|--|



Individual Ranking

| Rank | Bib. | Name | ==== | School Team | Run 1 | Run 2 | Time | Gap |
|------|------|-----------------|---|----------------|-------|-------|----------------|-------|
| 2 | 106 | WILLIAMS George |  | Cranmore | 15.00 | 14.97 | 29.97 | 1.68 |
| 3 | 102 | GREENWOOD Jack |  | Reed's School | 15.20 | 14.98 | 30.18 | 1.89 |
| 4 | 104 | KADRKA Markus |  | Reed's School | 15.18 | 15.06 | 30.24 | 1.95 |
| 5 | 98 | DAWES Jonty |  | Aldwickbury A | 15.28 | 15.09 | 30.37 | 2.08 |
| 6 | 105 | BARNES Calver |  | Cranmore | 15.23 | 15.47 | 30.70 | 2.41 |
| 7 | 111 | CHAUHAN Rohan |  | Norwich | 15.92 | 15.63 | 31.55 | 3.26 |
| 8 | 110 | COLLEN Hamish |  | Norwich | 15.97 | 15.74 | 31.71 | 3.42 |
| 9 | 118 | MCCOOL Luke |  | Eltham College | 16.22 | 15.64 | 31.86 | 3.57 |
| 10 | 97 | HINE Harry |  | Aldwickbury A | 16.29 | 15.60 | 31.89 | 3.60 |
| 11 | 115 | WILSON William |  | Aldwickbury B | 16.15 | 16.00 | 32.15 | 3.86 |
| 12 | 113 | WALTER Jasper |  | Aldwickbury B | 16.05 | 16.45 | 32.50 | 4.21 |
| 13 | 100 | KILPATRICK Max |  | Aldwickbury A | 16.72 | 16.35 | 33.07 | 4.78 |
| 14 | 103 | HUDSON Tom |  | Reed's School | 17.04 | 16.58 | 33.62 | 5.33 |
| 15 | 99 | CREE Alistair |  | Aldwickbury A | 17.21 | 17.84 | 35.05 | 6.76 |
| 16 | 107 | WOOD Felix |  | Cranmore | 17.72 | 17.89 | 35.61 | 7.32 |
| 17 | 94 | DA VALL, Joshua |  | Rokeby School | 18.37 | 18.09 | 36.46 | 8.17 |
| 18 | 101 | HALLAM Petie |  | Reed's School | 18.80 | 18.68 | 37.48 | 9.19 |
| 19 | 96 | QUINN, Aidan |  | Rokeby School | 20.19 | 19.31 | 39.50 | 11.21 |
| 20 | 120 | BIDWELL Fergus |  | Eltham College | 22.84 | 17.34 | 40.18 | 11.89 |
| 21 | 93 | HANSSON, Jacob |  | Rokeby School | 23.27 | 18.32 | 41.59 | 13.30 |
| 22 | 119 | LANCASTER Alex |  | Eltham College | 16.06 | 51.88 | 1:07.94 | 39.65 |




Did Not Start - Run 1 (1)

| | | | |
|----|-----------------|---|---------------|
| 95 | STONELY, Joshua |  | Rokeby School |
|----|-----------------|---|---------------|

Did Not Finish - Run 1 (2)

| | | | |
|-----|----------------|---|----------|
| 108 | AMOR Josh |  | Cranmore |
| 109 | WALES Jonathan |  | Norwich |

Disqualified - Run 1 (3)

| | | | | |
|-----|----------------|---|----------------|---------|
| 114 | RHYDDERCH Jack |  | Aldwickbury B | Gate 5 |
| 116 | MACKIE Patrick |  | Aldwickbury B | Gate 3 |
| 117 | AUSTIN Theo |  | Eltham College | Gate 13 |

Did Not Start - Run 2 (1)

| | | | |
|----|-----------------|---|---------------|
| 95 | STONELY, Joshua |  | Rokeby School |
|----|-----------------|---|---------------|

| RECAP | 1st RUN | 2nd RUN | |
|-------------------------------|---------|---------|-----|
| Records : | | | 120 |
| Did Not Start : | 3 | 3 | 6 |
| Did Not Finish : | 3 | 0 | 3 |
| Disqualified : | 5 | 4 | 9 |
| Did Not Qualify for 2nd RUN : | | 0 | 0 |
| At Finish : | | | 106 |



ESSKiA National Finals Event 2016

Special Slalom - Girls & Boys

Individual Ranking

COMPETITION JURY

| | |
|--------------------|---------------------------------|
| TECHNICAL DELEGATE | CAMPBELL-WOODWARD Sara (ESSKiA) |
| CHIEF OF RACE | WRIGHT Bernie (ERSA) |
| REFEREE | GILYEAID James (Aldwickbury) |
| COURSE CHIEF | JACKSON Andrew (Woodbridge) |
| START REFEREE | POWELL Clare (Keswick) |
| FINISH REFEREE | |

WEATHER

| | |
|-----------------|------------------|
| CONDITIONS | Showers |
| SNOW | Artificial |
| AIR TEMPERATURE | START : 15.0 °C |
| | FINISH : 15.0 °C |

1st RUN

| | |
|---------------|--------------------------|
| COURSESETTER | WHATMORE Niaill (ESSKiA) |
| FORERUNNERS | - A - BLYTH Charlotte |
| | - B - DEAN Emily |
| | - C - HINTON Georgina |
| | - D - TRUST Alex |
| | - E - HOWE Charlie |
| COURSE | Norfolk Snowsports Club |
| START | 50 m |
| FINISH | 10 m |
| DROP | 40 m |
| LENGTH | 180 m |
| HOMOLOGATION | CN GP PS 30-Apr-2020 |
| GATES | 16 |
| DIRECTIONS | 16 |
| STARTING TIME | 1500 |




2nd RUN

| | |
|---------------|--------------------------|
| COURSESETTER | WHATMORE Niaill (ESSKiA) |
| FORERUNNERS | - A - BLYTH Charlotte |
| | - B - DEAN Emily |
| | - C - HINTON Georgina |
| | - D - TRUST Alex |
| | - E - HOWE Charlie |
| COURSE | Norfolk Snowsports Club |
| START | 50 m |
| FINISH | 10 m |
| DROP | 40 m |
| LENGTH | 180 m |
| HOMOLOGATION | CN GP PS 30-Apr-2020 |
| GATES | 16 |
| DIRECTIONS | 16 |
| STARTING TIME | 1600 |

| Rank | Bib. | Name | ==== | School Team | Run 1 | Run 2 | Time | Gap |
|------|------|------|------|-------------|-------|-------|------|-----|
|------|------|------|------|-------------|-------|-------|------|-----|

U16 GIRLS



| | | | | | | | | |
|----|-----|---------------------|--|-----------------------|-------|-------|-------|-------|
| 1 | 132 | VERNON Rebecca | | Surbiton HS | 14.04 | 13.94 | 27.98 | |
| 2 | 139 | ELLIFF Alexa | | Ipswich HS | 15.51 | 15.18 | 30.69 | 2.71 |
| 3 | 127 | BOTY Nia | | STAGS | 15.78 | 15.30 | 31.08 | 3.10 |
| 4 | 146 | MCLEISH Emily | | New Hall | 15.79 | 15.60 | 31.39 | 3.41 |
| 5 | 140 | SHELLEY Annie | | Ipswich HS | 16.03 | 15.87 | 31.90 | 3.92 |
| 6 | 136 | WARMINGTON Harriet | | St Albans HS | 16.36 | 16.32 | 32.68 | 4.70 |
| 7 | 121 | BROOKES Georgia | | Torquay Girls Grammar | 16.33 | 16.50 | 32.83 | 4.85 |
| 8 | 131 | WATKINS Katya | | Surbiton HS | 16.42 | 16.75 | 33.17 | 5.19 |
| 9 | 137 | SHELLEY Madeline | | Ipswich HS | 16.55 | 16.63 | 33.18 | 5.20 |
| 10 | 147 | GOULD Lauren | | New Hall | 16.93 | 16.63 | 33.56 | 5.58 |
| 11 | 125 | BARDER Katie | | STAGS | 16.95 | 16.65 | 33.60 | 5.62 |
| 12 | 141 | SKIER 1 | | Abbot's Hill | 17.36 | 16.48 | 33.84 | 5.86 |
| 13 | 138 | LEVENE Grace | | Ipswich HS | 17.14 | 17.42 | 34.56 | 6.58 |
| 14 | 130 | ZACHARIAH Elizabeth | | Surbiton HS | 17.88 | 17.54 | 35.42 | 7.44 |
| 15 | 123 | KEATING Madeline | | Torquay Girls Grammar | 18.27 | 17.82 | 36.09 | 8.11 |
| 16 | 142 | SKIER 2 | | Abbot's Hill | 18.14 | 18.33 | 36.47 | 8.49 |
| 17 | 135 | MACCABE Millie | | St Albans HS | 18.38 | 18.47 | 36.85 | 8.87 |
| 17 | 133 | FROST Katie | | St Albans HS | 18.70 | 18.15 | 36.85 | 8.87 |
| 19 | 148 | SPRIGGS Hariette | | New Hall | 19.10 | 19.15 | 38.25 | 10.27 |
| 20 | 144 | SKIER 4 | | Abbot's Hill | 20.08 | 19.88 | 39.96 | 11.98 |

| Rank | Bib. | Name | ==== | School Team | Run 1 | Run 2 | Time | Gap |
|------|------|---------------|---|-----------------------|-------|-------|--------------|-------|
| 21 | 124 | KEATING Alisa |  | Torquay Girls Grammar | 21.24 | 20.41 | 41.65 | 13.67 |
| 22 | 134 | GODLEY Juliet |  | St Albans HS | 23.33 | 22.48 | 45.81 | 17.83 |
| 23 | 126 | REID Grace |  | STAGS | 23.42 | 22.61 | 46.03 | 18.05 |


Did Not Start - Run 1 (1)

| | | |
|-----|---|-------|
| 128 |  | STAGS |
|-----|---|-------|




Disqualified - Run 1 (2)

| | | | | |
|-----|-----------------|---|-------------|---------|
| 129 | FROST Eleanor |  | Surbiton HS | Gate 7 |
| 145 | LANDER Isabelle |  | New Hall | Gate 12 |




























Did Not Start - Run 2 (1)

| | | |
|-----|---|-------|
| 128 |  | STAGS |
|-----|---|-------|

Disqualified - Run 2 (3)

| | | | | |
|-----|-------------------|---|-----------------------|---------|
| 122 | BOSWOOD-CLARK Eve |  | Torquay Girls Grammar | Gate 15 |
| 129 | FROST Eleanor |  | Surbiton HS | Gate 13 |
| 143 | SKIER 3 |  | Abbot's Hill | Gate 14 |


U16 BOYS

| | | | | | | | | |
|----|-----|-----------------------|---|--------------------|-------|-------|--------------|-------|
| 1 | 176 | ABRISHAMI Diaco |  | Eltham College A | 14.20 | 14.14 | 28.34 | |
| 2 | 163 | LEE Rory |  | Reed's School | 14.95 | 14.89 | 29.84 | 1.50 |
| 3 | 164 | HART Ben |  | Reed's School | 15.24 | 14.87 | 30.11 | 1.77 |
| 4 | 177 | WILLIS James |  | Bedford Modern | 15.38 | 15.10 | 30.48 | 2.14 |
| 5 | 171 | MARTIN Alex |  | New Hall | 15.29 | 15.24 | 30.53 | 2.19 |
| 6 | 175 | HUMMEL Ben |  | Eltham College A | 15.55 | 15.11 | 30.66 | 2.32 |
| 7 | 184 | VASCOTTO VIDAL Pietro |  | Eltham College B | 15.71 | 15.34 | 31.05 | 2.71 |
| 8 | 154 | WILLIS Fraser |  | St Albans School A | 16.26 | 15.75 | 32.01 | 3.67 |
| 9 | 169 | HARDING Luke |  | New Hall | 16.15 | 16.25 | 32.40 | 4.06 |
| 10 | 181 | DONNELLY Liam |  | Eltham College B | 16.43 | 16.05 | 32.48 | 4.14 |
| 11 | 157 | HARRIS Alex |  | St Albans School B | 16.88 | 16.02 | 32.90 | 4.56 |
| 12 | 156 | RHYDDERCH Freddie |  | St Albans School A | 16.34 | 16.58 | 32.92 | 4.58 |
| 13 | 160 | TUDOR James |  | St Albans School B | 16.63 | 16.60 | 33.23 | 4.89 |
| 14 | 178 | SMITH Alex |  | Bedford Modern | 16.76 | 16.61 | 33.37 | 5.03 |
| 15 | 168 | ALDRIDGE-BATE Charlie |  | RGS Guildford | 16.69 | 16.99 | 33.68 | 5.34 |
| 16 | 179 | FORRESTER Edward |  | Bedford Modern | 17.17 | 16.73 | 33.90 | 5.56 |
| 17 | 183 | PILCHER Lucas |  | Eltham College B | 17.37 | 16.58 | 33.95 | 5.61 |
| 18 | 155 | LOUCAIDES Ollie |  | St Albans School A | 17.54 | 16.82 | 34.36 | 6.02 |
| 19 | 167 | MACDONALD James |  | RGS Guildford | 17.28 | 17.48 | 34.76 | 6.42 |
| 20 | 170 | MARTIN Max |  | New Hall | 18.03 | 17.17 | 35.20 | 6.86 |
| 21 | 158 | PENDELL, Adam |  | St Albans School B | 18.13 | 17.20 | 35.33 | 6.99 |
| 22 | 182 | MCMILLAN Kyle |  | Eltham College B | 18.03 | 18.10 | 36.13 | 7.79 |
| 23 | 165 | HINTON Sam |  | RGS Guildford | 18.53 | 17.75 | 36.28 | 7.94 |
| 24 | 166 | MACDONALD Sasha |  | RGS Guildford | 18.93 | 18.43 | 37.36 | 9.02 |
| 25 | 149 | WILSON Adam |  | Keswick | 22.33 | 21.19 | 43.52 | 15.18 |
| 26 | 152 | JONES Luca |  | Keswick | 22.71 | 21.73 | 44.44 | 16.10 |
| 27 | 174 | MCCOOL Matthew |  | Eltham College A | 16.17 | 28.39 | 44.56 | 16.22 |

Did Not Start - Run 1 (1)


| | | |
|-----|---|----------------|
| 180 |  | Bedford Modern |
|-----|---|----------------|

Did Not Finish - Run 1 (1)




| | | | |
|-----|----------------------|---|---------------|
| 161 | STAPLES -SHEASBY Kai |  | Reed's School |
|-----|----------------------|---|---------------|

| Rank | Bib. | Name | ==== | School Team | Run 1 | Run 2 | Time | Gap |
|------|------|------|------|-------------|-------|-------|------|-----|
|------|------|------|------|-------------|-------|-------|------|-----|





Did Not Start - Run 2 (1)

| | | | | | | | | |
|-----|--|--|---|----------------|--|--|--|--|
| 180 | | |  | Bedford Modern | | | | |
|-----|--|--|---|----------------|--|--|--|--|



























Did Not Finish - Run 2 (3)

| | | | | | | | | |
|-----|----------------|---|--------------------|--|--|--|--|--|
| 150 | LEES Samuel |  | Keswick | | | | | |
| 153 | RYAN Stratford |  | St Albans School A | | | | | |
| 159 | LUCAS Bruno |  | St Albans School B | | | | | |


Disqualified - Run 2 (4)

| | | | | | | | | |
|-----|-----------------|---|------------------|--|--|--|--|---------|
| 151 | PIENKOWSKI Mark |  | Keswick | | | | | Gate 10 |
| 162 | FLUCK Adam |  | Reed's School | | | | | Gate 14 |
| 172 | MARTIN Joe |  | New Hall | | | | | Gate 14 |
| 173 | MCMILLAN Ketan |  | Eltham College A | | | | | Gate 14 |





U19 GIRLS

| | | | | | | | | |
|----|-----|---------------------------|---|-------------------------|-------|-------|--------------|-------|
| 1 | 216 | LILLYWHITE Alex |  | Reed's School A | 14.16 | 14.03 | 28.19 | |
| 2 | 224 | MANSON Cameron |  | Portsmouth GS | 14.25 | 14.04 | 28.29 | 0.10 |
| 3 | 212 | SCRANAGE-HARRISON Eleanor |  | St George's School | 14.54 | 13.81 | 28.35 | 0.16 |
| 4 | 220 | SMIDT WALLIS Brielle |  | Surbiton HS | 14.19 | 14.22 | 28.41 | 0.22 |
| 5 | 221 | HUGEC Nadine |  | Portsmouth GS | 14.48 | 14.24 | 28.72 | 0.53 |
| 6 | 215 | COLLEY Bella |  | Reed's School A | 14.53 | 14.25 | 28.78 | 0.59 |
| 7 | 201 | GATTY Tori |  | Clitheroe RGS | 14.60 | 14.40 | 29.00 | 0.81 |
| 8 | 222 | CALDWELL Anna |  | Portsmouth GS | 14.70 | 14.47 | 29.17 | 0.98 |
| 9 | 217 | CHRISTOPHER Rebecca |  | Surbiton HS | 14.84 | 14.36 | 29.20 | 1.01 |
| 10 | 227 | MEYLER Anna |  | Reed's School B | 15.08 | 15.11 | 30.19 | 2.00 |
| 11 | 185 | TRUST Emma |  | Gillotts | 15.28 | 14.97 | 30.25 | 2.06 |
| 12 | 213 | SMITH Lauren |  | Reed's School A | 15.38 | 14.99 | 30.37 | 2.18 |
| 13 | 219 | HYDE Gussie |  | Surbiton HS | 15.82 | 15.03 | 30.85 | 2.66 |
| 14 | 188 | HAWKINS Danielle |  | Gillotts | 15.96 | 15.63 | 31.59 | 3.40 |
| 15 | 195 | CHAPMAN Chloe |  | St Robert of Newminster | 16.27 | 15.38 | 31.65 | 3.46 |
| 16 | 202 | GREENSMITH Anna |  | Clitheroe RGS | 16.34 | 15.54 | 31.88 | 3.69 |
| 17 | 200 | BRUCE Abigail |  | St John's School | 16.22 | 15.98 | 32.20 | 4.01 |
| 18 | 187 | HAWKINS Zara |  | Gillotts | 16.41 | 15.98 | 32.39 | 4.20 |
| 19 | 208 | COLE Mia |  | Richmond School | 16.30 | 16.32 | 32.62 | 4.43 |
| 20 | 186 | HAWKINS Lily |  | Gillotts | 16.45 | 16.19 | 32.64 | 4.45 |
| 21 | 209 | HERRIES Olivia |  | St George's School | 16.92 | 15.94 | 32.86 | 4.67 |
| 22 | 223 | HANTRAIIS Maddie |  | Portsmouth GS | 16.82 | 16.35 | 33.17 | 4.98 |
| 23 | 198 | CONVEY Rosemary |  | St John's School | 16.75 | 16.45 | 33.20 | 5.01 |
| 24 | 189 | JESSOP Eleanor |  | Ribblesdale School | 16.90 | 16.52 | 33.42 | 5.23 |
| 25 | 190 | HESELTON Rebecca |  | Ribblesdale School | 16.90 | 17.10 | 34.00 | 5.81 |
| 26 | 197 | BRUCE Sasha |  | St John's School | 17.53 | 16.75 | 34.28 | 6.09 |
| 27 | 191 | SINGH Georgia |  | Ribblesdale School | 17.34 | 17.30 | 34.64 | 6.45 |
| 28 | 194 | WRIGHT Sophia |  | St Robert of Newminster | 17.57 | 17.55 | 35.12 | 6.93 |
| 29 | 204 | QUINN JONES Charley |  | Clitheroe RGS | 17.76 | 17.40 | 35.16 | 6.97 |
| 30 | 193 | CURTIS Grace |  | St Robert of Newminster | 17.75 | 17.47 | 35.22 | 7.03 |
| 31 | 203 | CULVER Scarlett |  | Clitheroe RGS | 17.83 | 17.52 | 35.35 | 7.16 |
| 32 | 192 | CULSHAW Ellie |  | Ribblesdale School | 18.75 | 18.08 | 36.83 | 8.64 |
| 33 | 205 | BUSHELL Isabel |  | Richmond School | 18.84 | 18.73 | 37.57 | 9.38 |
| 34 | 207 | BROOKS Isobel |  | Richmond School | 21.30 | 20.77 | 42.07 | 13.88 |



Did Not Start - Run 1 (5)

| | | | | | | | | |
|-----|--|--|---|-------------------------|--|--|--|--|
| 196 | | |  | St Robert of Newminster | | | | |
|-----|--|--|---|-------------------------|--|--|--|--|






Individual Ranking

| Rank | Bib. | Name | ==== | School Team | Run 1 | Run 2 | Time | Gap |
|------|------|---------------------|---|------------------|-------|-------|------|-----|
| 199 | | RUSSELL Sophie-Rose |  | St John's School | | | | |
| 225 | | FRYERS Charley |  | Reed's School B | | | | |
| 226 | | OHAYON Molly |  | Reed's School B | | | | |
| 228 | | TREW Ellie |  | Reed's School B | | | | |




Disqualified - Run 1 (2)

| | | | | | | | | |
|-----|--|------------|---|-----------------|--|--|--|---------|
| 214 | | HUFF Sarah |  | Reed's School A | | | | Gate 14 |
| 218 | | BREEN Kate |  | Surbiton HS | | | | Gate 6 |
































Did Not Start - Run 2 (5)

| | | | | | | | | |
|-----|--|---------------------|---|-------------------------|--|--|--|--|
| 196 | | |  | St Robert of Newminster | | | | |
| 199 | | RUSSELL Sophie-Rose |  | St John's School | | | | |
| 225 | | FRYERS Charley |  | Reed's School B | | | | |
| 226 | | OHAYON Molly |  | Reed's School B | | | | |
| 228 | | TREW Ellie |  | Reed's School B | | | | |

Disqualified - Run 2 (3)

| | | | | | | | | |
|-----|--|-----------------|---|--------------------|--|--|--|---------|
| 206 | | SPEAKMAN Hannah |  | Richmond School | | | | Gate 13 |
| 210 | | SHREEVES Anna |  | St George's School | | | | Gate 6 |
| 211 | | CUTHBERT Bella |  | St George's School | | | | Gate 16 |

U19 BOYS






| | | | | | | | | |
|----|-----|------------------|---|-----------------------|-------|-------|--------------|-------|
| 1 | 280 | BANNISTER Adam |  | Alton College | 13.01 | 13.02 | 26.03 | |
| 2 | 277 | CHAPMAN Euan |  | Alton College | 13.02 | 13.07 | 26.09 | 0.06 |
| 3 | 260 | PITKETHLY Calum |  | Reed's School A | 13.40 | 13.25 | 26.65 | 0.62 |
| 4 | 234 | WORRT Aaron |  | Peter Symonds College | 13.34 | 13.42 | 26.76 | 0.73 |
| 5 | 240 | LAWRENCE Tom |  | Solihull School | 13.60 | 13.48 | 27.08 | 1.05 |
| 6 | 267 | NEWTON,William |  | Berkhamsted | 14.01 | 13.56 | 27.57 | 1.54 |
| 7 | 257 | DAVEY Joe |  | Reed's School A | 14.11 | 14.03 | 28.14 | 2.11 |
| 8 | 253 | WOODS Matthew |  | Dover GS | 14.61 | 14.05 | 28.66 | 2.63 |
| 9 | 259 | COLLEY James |  | Reed's School A | 14.39 | 14.53 | 28.92 | 2.89 |
| 10 | 258 | DENDLE George |  | Reed's School A | 14.58 | 14.39 | 28.97 | 2.94 |
| 11 | 283 | BURTON Lucas |  | Reed's School B | 14.96 | 14.63 | 29.59 | 3.56 |
| 12 | 284 | SIMPSON Jack |  | Reed's School B | 15.44 | 14.37 | 29.81 | 3.78 |
| 13 | 273 | FITZSIMMONS Toby |  | RGS Guildford | 15.39 | 14.87 | 30.26 | 4.23 |
| 14 | 249 | HAIGH Ewan |  | Abbey Gate College | 14.45 | 16.03 | 30.48 | 4.45 |
| 15 | 242 | JURGENS Anton |  | Harrow School | 15.54 | 15.03 | 30.57 | 4.54 |
| 16 | 239 | GILES Dan |  | Solihull School | 15.38 | 15.24 | 30.62 | 4.59 |
| 17 | 276 | HINTON Marcus |  | RGS Guildford | 15.72 | 15.15 | 30.87 | 4.84 |
| 18 | 248 | BARTLETT Arthur |  | Woodbridge School | 15.62 | 15.53 | 31.15 | 5.12 |
| 19 | 269 | FROST Sam |  | St Albans School | 16.02 | 15.47 | 31.49 | 5.46 |
| 20 | 281 | ROBERTS Henry |  | Reed's School B | 16.67 | 14.90 | 31.57 | 5.54 |
| 21 | 264 | COLE Tom |  | Richmond School | 15.89 | 16.15 | 32.04 | 6.01 |
| 22 | 243 | MOORE Ben |  | Harrow School | 15.79 | 16.52 | 32.31 | 6.28 |
| 23 | 246 | BYE Matt |  | Woodbridge School | 16.42 | 16.00 | 32.42 | 6.39 |
| 24 | 237 | SHAKESHAFT James |  | Solihull School | 16.68 | 16.26 | 32.94 | 6.91 |
| 25 | 250 | THOMPSON James |  | Abbey Gate College | 16.52 | 16.60 | 33.12 | 7.09 |
| 26 | 261 | WEBSDALE Harvey |  | Richmond School | 16.87 | 16.47 | 33.34 | 7.31 |
| 27 | 275 | KEMKERS George |  | RGS Guildford | 17.06 | 16.43 | 33.49 | 7.46 |
| 28 | 251 | GOODRIDGE Toby |  | Abbey Gate College | 17.11 | 16.71 | 33.82 | 7.79 |
| 29 | 263 | WEBSTER Ben |  | Richmond School | 17.77 | 17.02 | 34.79 | 8.76 |
| 30 | 254 | PROCTOR Guy |  | Dover GS | 17.64 | 17.44 | 35.08 | 9.05 |
| 31 | 274 | WALSH Oliver |  | RGS Guildford | 18.57 | 18.08 | 36.65 | 10.62 |

| Rank | Bib. | Name | ==== | School Team | Run 1 | Run 2 | Time | Gap |
|------|------|----------------|---|-----------------------|-------|-------|--------------|-------|
| 32 | 232 | WILSON Daniel |  | Ribblesdale School | 18.39 | 18.41 | 36.80 | 10.77 |
| 33 | 229 | AUSTIN Will |  | Ribblesdale School | 13.08 | 23.85 | 36.93 | 10.90 |
| 34 | 278 | SOWIK Ethan |  | Alton College | 22.92 | 14.72 | 37.64 | 11.61 |
| 35 | 231 | WHITFIELD Joel |  | Ribblesdale School | 17.90 | 19.89 | 37.79 | 11.76 |
| 36 | 262 | DEAN Jack |  | Richmond School | 18.98 | 18.83 | 37.81 | 11.78 |
| 37 | 236 | LEARY Chris |  | Peter Symonds College | 20.16 | 19.89 | 40.05 | 14.02 |
| 38 | 272 | MILLER Madoc |  | St Albans School | 27.29 | 15.04 | 42.33 | 16.30 |
| 39 | 245 | NEWMAN Sam |  | Woodbridge School | 22.05 | 21.21 | 43.26 | 17.23 |
| 40 | 241 | JURGENS Hein |  | Harrow School | 14.82 | 30.30 | 45.12 | 19.09 |

Did Not Start - Run 1 (3)

| | | | |
|-----|---|---|---------------|
| 252 |  | Abbey Gate College | |
| 256 |  | Dover GS | |
| 279 | KNIGHT Dan |  | Alton College |

Did Not Finish - Run 1 (5)

| | | | |
|-----|----------------|---|-------------------|
| 247 | GRAINGER Chris |  | Woodbridge School |
| 266 | ROUTLEDGE,Seb |  | Berkhamsted |
| 268 | PARSEY,James |  | Berkhamsted |
| 270 | RYDDERCH Louis |  | St Albans School |
| 271 | LOUCAIDES Ed |  | St Albans School |



Disqualified - Run 1 (6)

| | | | | |
|-----|-------------------|---|-----------------------|---------|
| 230 | BRADWELL Ciaran |  | Ribblesdale School | Gate 3 |
| 233 | GOSS Alfie |  | Peter Symonds College | Gate 14 |
| 235 | JOWETT Matt |  | Peter Symonds College | Gate 14 |
| 238 | BLACKHURST Fraser |  | Solihull School | Gate 7 |
| 244 | GROGAN Max |  | Harrow School | Gate 10 |
| 282 | STUART Ollie |  | Reed's School B | Gate 11 |




Did Not Start - Run 2 (4)

| | | | | |
|-----|---|---|---------------|---------|
| 244 | GROGAN Max |  | Harrow School | Gate 10 |
| 252 |  | Abbey Gate College | | |
| 256 |  | Dover GS | | |
| 279 | KNIGHT Dan |  | Alton College | |

Did Not Finish - Run 2 (2)

| | | | |
|-----|-------------------------|---|------------------|
| 255 | MILLER-HASTINGS Frankie |  | Dover GS |
| 271 | LOUCAIDES Ed |  | St Albans School |

Disqualified - Run 2 (3)

| | | | | |
|-----|-------------------|---|-----------------|---------|
| 238 | BLACKHURST Fraser |  | Solihull School | Gate 14 |
| 265 | NEWTON,Charlie |  | Berkhamsted | Gate 14 |
| 282 | STUART Ollie |  | Reed's School B | Gate 14 |

| RECAP | 1st RUN | 2nd RUN | |
|-------------------------------|---------|---------|-----|
| Records : | | | 164 |
| Did Not Start : | 10 | 11 | 21 |
| Did Not Finish : | 6 | 5 | 11 |
| Disqualified : | 10 | 13 | 23 |
| Did Not Qualify for 2nd RUN : | | 0 | 0 |
| At Finish : | | | 124 |