



ERSA Club National 2016
Brentwood Park Ski Centre
Special Slalom - Girls & Boys (U12/10)
Final Ranking U12/10

COMPETITION JURY

TECHNICAL DELEGATE WILLIS Peter (GBR)
 CHIEF OF RACE WRIGHT Bernie (ERSA)
 REFEREE HOUGHTON Anne Marie

WEATHER

CONDITIONS Cold, Cloudy
 SNOW Artificial

1st RUN

COURSESETTER ANDERSON Christopher (VIK)
 FORERUNNERS ANDERSON Beverly (VIK)
 - A - REIDY Jon (HEM)
 - B - ANDERSON Christopher (VIK)
 - C -
 COURSE Brentwood Ski/Snowboard Centre
 START 65 m
 FINISH 31 m
 DROP 34 m
 LENGTH 170 m
 HOMOLOGATION 0007/08/08 CN PS 16-Aug-2018
 GATES 13
 DIRECTIONS 12
 STARTING TIME 1105

2nd RUN

ANDERSON Christopher (VIK)
 ANDERSON Beverly (VIK)
 - A - REIDY Jon (HEM)
 - B - ANDERSON Christopher (VIK)
 - C -
 Brentwood Ski/Snowboard Centre
 65 m
 31 m
 34 m
 170 m
 0007/08/08 CN PS 16-Aug-2018
 13
 12
 1105

LIST n°216

Rank Bib. Year Rank Cat Name Club Run-1 Run-2 Run-3 Time Gap

++ Under 10 - Girls ++

| | | | | | | | | | | | | |
|---|-----|------|-----|-----|--------------------|--|-----|---------|---------|---------|-------|------|
| 1 | 129 | 2007 | (1) | U10 | PUTMAN Daisy | | TSN | 14.43 | 13.29 | * 13.02 | 13.02 | |
| 2 | 123 | 2008 | (2) | U10 | CALDWELL Kitty-Jay | | TSN | 13.83 | * 13.80 | 13.92 | 13.80 | 0.78 |
| 3 | 121 | 2007 | (3) | U10 | BUSHELL Grace | | NOR | * 14.61 | 14.68 | 14.67 | 14.61 | 1.59 |
| 4 | 127 | 2008 | (4) | U10 | BUNTON Aimee | | HEM | 15.96 | 15.85 | * 15.22 | 15.22 | 2.20 |
| 5 | 124 | 2007 | (5) | U10 | HIGGS Eira-Mia | | ESX | 23.32 | 16.53 | * 16.51 | 16.51 | 3.49 |

++ Under 10 - Boys ++



| | | | | | | | | | | | | |
|---|-----|------|-----|-----|-----------------|--|-----|---------|-------|---------|-------|------|
| 1 | 101 | 2007 | (1) | U10 | ATKINSON Liam | | CHT | 1:14.85 | 12.85 | * 12.42 | 12.42 | |
| 2 | 102 | 2007 | (2) | U10 | WOOD George | | VIK | * 13.91 | 14.25 | 14.37 | 13.91 | 1.49 |
| 3 | 104 | 2007 | (3) | U10 | ENGLAND Alfie | | ESX | 14.54 | 14.48 | * 14.23 | 14.23 | 1.81 |
| 4 | 110 | 2007 | (4) | U10 | VERGANI Alberto | | HEM | 16.67 | 14.68 | * 14.29 | 14.29 | 1.87 |

++ Under 12 - Girls ++

| | | | | | | | | | | | | |
|---|-----|------|-----|-----|---------------|--|-----|-------|-------|---------|-------|------|
| 1 | 126 | 2006 | (1) | U12 | ORZEL Emilia | | MID | 17.12 | 13.06 | * 12.51 | 12.51 | |
| 2 | 125 | 2006 | (2) | U12 | TOMS Felicity | | BRO | 13.00 | 12.87 | * 12.61 | 12.61 | 0.10 |



ERSA Club National 2016
 Brentwood Park Ski Centre
 Special Slalom - Girls & Boys (U12/10)
 Final Ranking U12/10

| Rank | Bib. | Year | Rank | Cat | Name | ==== | Club | Run-1 | Run-2 | Run-3 | Time | Gap |
|------|------|------|------|-----|---------------------------|---|------|-------|-------|---------|--------------|------|
| 3 | 130 | 2005 | (3) | U12 | HEMMING Anya |  | MID | 12.94 | 12.82 | * 12.68 | 12.68 | 0.17 |
| 4 | 128 | 2006 | (4) | U12 | PUTMAN Abigail |  | TSN | 13.42 | 13.04 | * 12.93 | 12.93 | 0.42 |
| 5 | 131 | 2005 | (5) | U12 | WHITMARSH-ALI Evie |  | CHT | 14.20 | 13.76 | * 13.54 | 13.54 | 1.03 |
| 6 | 122 | 2006 | (6) | U12 | MELLON BACKHOUSE Isabella |  | ASR | 16.30 | | * 14.61 | 14.61 | 2.10 |

Did Not Finish - Run-2 (1)

| | | | | | | | | | | | | |
|-----|------|--|-----|---------------------------|---|-----|--|--|--|--|--|--|
| 122 | 2006 | | U12 | MELLON BACKHOUSE Isabella |  | ASR | | | | | | |
|-----|------|--|-----|---------------------------|---|-----|--|--|--|--|--|--|

++ Under 12 - Boys ++

| | | | | | | | | | | | | |
|---|-----|------|-----|-----|----------------|---|-----|-------|---------|---------|--------------|------|
| 1 | 106 | 2005 | (1) | U12 | BUNTON Ryan |  | HEM | 11.45 | 11.57 | * 11.38 | 11.38 | |
| 2 | 103 | 2006 | (2) | U12 | DADE Jake |  | NOR | 11.80 | 12.03 | * 11.64 | 11.64 | 0.26 |
| 3 | 108 | 2005 | (3) | U12 | PARKER Travis |  | NOR | 12.28 | 12.04 | * 11.70 | 11.70 | 0.32 |
| 4 | 109 | 2006 | (4) | U12 | DUNCAN Harry |  | TSN | | * 11.81 | 12.32 | 11.81 | 0.43 |
| 5 | 105 | 2006 | (5) | U12 | PARKES Oliver |  | HEM | 14.96 | 14.81 | * 13.87 | 13.87 | 2.49 |
| 6 | 107 | 2006 | (6) | U12 | HADINGHAM Alex |  | NOR | 19.33 | 14.26 | * 13.97 | 13.97 | 2.59 |

Did Not Finish - Run-1 (1)

| | | | | | | | | | | | | |
|-----|------|--|-----|--------------|--|-----|--|--|--|--|--|--|
| 109 | 2006 | | U12 | DUNCAN Harry |  | TSN | | | | | | |
|-----|------|--|-----|--------------|--|-----|--|--|--|--|--|--|

Technical Delegate

ERSA Club National 2016

Brentwood Park Ski Centre

Special Slalom - Females

Final ranking - Club National

COMPETITION JURY

TECHNICAL DELEGATE WILLIS Peter (GBR)
 CHIEF OF RACE WRIGHT Bernie (ERSA)
 REFEREE HOUGHTON Anne Marie

WEATHER

CONDITIONS Cold, Cloudy
 SNOW Artificial

1st RUN

COURSESETTER ANDERSON Christopher (VIK)
 FORERUNNERS ANDERSON Beverly (VIK)
 - B - REIDY Jon (HEM)
 - C - ANDERSON Christopher

2nd RUN

TELLING Paul (EVO)
 ANDERSON Beverly (VIK)
 REIDY Jon (HEM)

COURSE Brentwood Ski/Snowboard Centre
 START 65 m
 FINISH 31 m
 DROP 34 m
 LENGTH 170 m
 HOMOLOGATION 0007/08/08 CN PS 16-Aug-2018
 GATES 13
 DIRECTIONS 12
 STARTING TIME 1105

LIST n°216 APPLIED PENALTY: 11.73 CALCULATED PENALTY: 11.73 F = 720

| Rank | Bib. | RegNo | Year | (Rank) | Cat | Name | ==== | Club | Run-1 | Run-2 | Run-3 | Time | Points |
|------|------|-------|------|--------|-----|-------------------|------|------|---------|---------|---------|--------------|--------|
| 1 | 52 | 18933 | 2001 | (1) | U16 | VALE Lauren | | CHT | * 10.66 | 10.93 | * 10.54 | 21.20 | 0.00 |
| 2 | 51 | 17936 | 1996 | (1) | U21 | DAVIES Jenny | | ASR | 10.77 | * 10.74 | * 10.62 | 21.36 | 5.43 |
| 3 | 59 | 20599 | 2000 | (1) | U18 | SHERING Nicole | | TSN | 10.83 | * 10.73 | * 10.90 | 21.63 | 14.60 |
| 4 | 56 | 20337 | 2001 | (2) | U16 | SKIPPER Megan | | NOR | 11.14 | * 11.08 | * 11.06 | 22.14 | 31.92 |
| 5 | 64 | 21357 | 2000 | (2) | U18 | MOORE Danica | | BRO | 11.60 | * 11.32 | * 11.10 | 22.42 | 41.43 |
| 6 | 57 | 22304 | 2000 | (3) | U18 | WILKINS Eleanor | | ASR | 11.53 | * 11.33 | * 11.32 | 22.65 | 49.25 |
| 7 | 61 | 23404 | 2001 | (3) | U16 | LUCK Jemma | | NOR | * 11.62 | 11.85 | * 11.57 | 23.19 | 67.58 |
| 7 | 60 | 21816 | 1999 | (4) | U18 | TUBBS Jessica | | TSN | * 11.66 | 11.90 | * 11.53 | 23.19 | 67.58 |
| 9 | 63 | 21734 | 2001 | (4) | U16 | ATKINSON Molly | | CHT | * 12.12 | | * 11.80 | 23.92 | 92.38 |
| 10 | 62 | 22199 | 2004 | (1) | U14 | TRUST Emma | | ASR | * 12.81 | 12.86 | * 12.28 | 25.09 | 132.11 |
| 11 | 55 | 22308 | 2001 | (5) | U16 | DANCE Hannah | | ASR | | * 13.09 | * 12.58 | 25.67 | 151.81 |
| 12 | 58 | 22943 | 1999 | (5) | U18 | BLYTH Charlotte | | HEM | * 12.86 | 13.24 | * 13.21 | 26.07 | 165.40 |
| 13 | 78 | DAYFV | 2004 | (2) | U14 | VENABLES Felicity | | VIK | 14.09 | * 13.32 | * 12.89 | 26.21 | 170.15 |
| 14 | 68 | 21284 | 2004 | (3) | U14 | HINTON Tilly | | ALD | 14.32 | * 13.48 | * 13.15 | 26.63 | 184.42 |
| 15 | 53 | 20767 | 2000 | (6) | U18 | WEBSTER Atlanta | | NOR | * 13.42 | | * 13.60 | 27.02 | 197.66 |
| 16 | 67 | 22327 | 2000 | (7) | U18 | CALDWELL Cara | | TSN | * 13.77 | 14.21 | * 13.37 | 27.14 | 201.74 |
| 17 | 77 | 23421 | 2004 | (4) | U14 | HUGHES Sophie | | ESX | * 14.12 | | * 13.86 | 27.98 | 230.26 |
| 18 | 66 | 22200 | 2004 | (5) | U14 | PETERSON Lexie | | ASR | 14.76 | * 14.44 | * 14.10 | 28.54 | 249.28 |
| 19 | 76 | 22146 | 2004 | (6) | U14 | HAMBLETON Chloe | | ASR | * 15.16 | 15.18 | * 14.86 | 30.02 | 299.55 |
| 20 | 70 | DAYCW | 2004 | (7) | U14 | WOOD Caitlin | | VIK | 17.41 | * 16.44 | * 15.64 | 32.08 | 369.51 |
| 21 | 75 | DAYAV | 2004 | (8) | U14 | VICOS Amelia | | VIK | 16.74 | * 16.44 | * 16.35 | 32.79 | 393.62 |
| 22 | 69 | 23398 | 1978 | (1) | MAS | WALKER Jessica | | AVO | 20.28 | * 19.58 | * 20.80 | 40.38 | 651.40 |

Did Not Start - Run-1 (3)

| | | | | | | | | | | | | | |
|----|-------|------|--|--|-----|-----------------|--|-----|--|--|--|--|--|
| 54 | 23069 | 2002 | | | U16 | LANDER Isabelle | | HEM | | | | | |
|----|-------|------|--|--|-----|-----------------|--|-----|--|--|--|--|--|

ERSA Club National 2016
 Brentwood Park Ski Centre
 Special Slalom - Females
 Final ranking - Club National

| Rank | Bib. | RegNo | Year | (Rank) | Cat | Name | ==== | Club | Run-1 | Run-2 | Run-3 | Time | Points |
|------|------|-------|------|--------|-----|----------------------|---|------|-------|-------|-------|------|--------|
| | 71 | DAYCR | 2001 | | U16 | RICH-JONES Charlotte | | | | | | | |
| | 74 | 22536 | 2000 | | U18 | MCLEISH Alice |  | HEM | | | | | |

Did Not Finish - Run-1 (1)

| | | | | | | | | | | | | | |
|--|----|-------|------|--|-----|--------------|---|-----|--|--|--|--|--|
| | 55 | 22308 | 2001 | | U16 | DANCE Hannah |  | ASR | | | | | |
|--|----|-------|------|--|-----|--------------|---|-----|--|--|--|--|--|

Did Not Start - Run-2 (3)

| | | | | | | | | | | | | | |
|--|----|-------|------|--|-----|----------------------|---|-----|--|--|--|--|--|
| | 54 | 23069 | 2002 | | U16 | LANDER Isabelle |  | HEM | | | | | |
| | 71 | DAYCR | 2001 | | U16 | RICH-JONES Charlotte | | | | | | | |
| | 74 | 22536 | 2000 | | U18 | MCLEISH Alice |  | HEM | | | | | |

Did Not Finish - Run-2 (1)

| | | | | | | | | | | | | | |
|--|----|-------|------|--|-----|--------------|---|-----|--|--|--|--|--|
| | 72 | DAYAE | 1999 | | U18 | ELPHICK Alex |  | ESX | | | | | |
|--|----|-------|------|--|-----|--------------|---|-----|--|--|--|--|--|

Disqualified - Run-2 (4)











| | | | | | | | | | | | | | |
|--|----|-------|------|--|-----|-----------------|---|-----|--|--|--|---------|--|
| | 53 | 20767 | 2000 | | U18 | WEBSTER Atlanta |  | NOR | | | | Gate 12 | |
| | 63 | 21734 | 2001 | | U16 | ATKINSON Molly |  | CHT | | | | Gate 12 | |
| | 73 | DAYLS | 2003 | | U14 | STRETTON Lucy |  | ASR | | | | Gate 8 | |
| | 77 | 23421 | 2004 | | U14 | HUGHES Sophie |  | ESX | | | | Gate 12 | |

Did Not Finish - Run-3 (3)

| | | | | | | | | | | | | | |
|--|----|-------|------|--|-----|---------------|---|-----|--|--|--|--------|--|
| | 65 | 22615 | 2001 | | U16 | FABER Sophie |  | TSN | | | | | |
| | 72 | DAYAE | 1999 | | U18 | ELPHICK Alex |  | ESX | | | | | |
| | 73 | DAYLS | 2003 | | U14 | STRETTON Lucy |  | ASR | | | | Gate 8 | |

Technical Delegate

ERSA Club National 2016
Brentwood Park Ski Centre
Special Slalom - Females
Penalty calculation

| Rank | Bib. | RegNo | Name | Year | ==== | Points | Best 5 | Race points |
|--------------------------|------|-------|-----------------|------|---|--------|--------|-------------|
| Best 10 at finish | | | | | | | | |
| 1 | 52 | 18933 | VALE Lauren | 2001 |  | 12.45 | 12.45 | 0.00 |
| 2 | 51 | 17936 | DAVIES Jenny | 1996 |  | 0.00 | 0.00 | 5.43 |
| 3 | 59 | 20599 | SHERING Nicole | 2000 |  | 5.08 | 5.08 | 14.60 |
| 4 | 56 | 20337 | SKIPPER Megan | 2001 |  | 40.25 | 40.25 | 31.92 |
| 5 | 64 | 21357 | MOORE Danica | 2000 |  | 62.50 | - | - |
| 6 | 57 | 22304 | WILKINS Eleanor | 2000 |  | 51.45 | 51.45 | 49.25 |
| 7 | 61 | 23404 | LUCK Jemma | 2001 |  | 85.55 | - | - |
| 7 | 60 | 21816 | TUBBS Jessica | 1999 |  | 65.00 | - | - |
| 9 | 63 | 21734 | ATKINSON Molly | 2001 |  | 113.39 | - | - |
| 10 | 62 | 22199 | TRUST Emma | 2004 |  | 121.68 | - | - |

Best 5 at start

| | | | | | | | | |
|---|----|-------|-----------------|------|---|-------|--|--|
| 2 | 51 | 17936 | DAVIES Jenny | 1996 |  | 0.00 | | |
| 3 | 59 | 20599 | SHERING Nicole | 2000 |  | 5.08 | | |
| 1 | 52 | 18933 | VALE Lauren | 2001 |  | 12.45 | | |
| 4 | 56 | 20337 | SKIPPER Megan | 2001 |  | 40.25 | | |
| 6 | 57 | 22304 | WILKINS Eleanor | 2000 |  | 51.45 | | |

(DNF: Did Not Finish, DSQ: Disqualified)

TOTAL

| | | | |
|---|--------|--------|--------|
| (B) List points of best 5 at start | 109.23 | | |
| (A) List points of the best 5 to finish in top 10 | | 109.23 | |
| (C) Race points of corresponding competitors | | | 101.20 |
| Calculated penalty (A + B - C) = 117.26 / 10 | 11.73 | | |
| Correction value (Z) | 0.00 | | |
| Category adder | 0.00 | | |
| Applied penalty | 11.73 | | |

Technical Delegate



ERSA Club National 2016
Brentwood Park Ski Centre
Special Slalom - Males
Final ranking - Club National

COMPETITION JURY

TECHNICAL DELEGATE WILLIS Peter (GBR)
 CHIEF OF RACE WRIGHT Bernie (ERSA)
 REFEREE HOUGHTON Anne Marie

WEATHER

CONDITIONS Cold, Cloudy
 SNOW Artificial

1st RUN

COURSESETTER ANDERSON Christopher (VIK)
 FORERUNNERS ANDERSON Beverly (VIK)
 - A - REIDY Jon (HEM)
 - B - ANDERSON Christopher

2nd RUN

TELLING Paul (EVO)
 ANDERSON Beverly (VIK)
 REIDY Jon (HEM)

COURSE Brentwood Ski/Snowboard Centre
 START 65 m
 FINISH 31 m
 DROP 34 m
 LENGTH 170 m
 HOMOLOGATION 0007/08/08 CN PS 16-Aug-2018
 GATES 13
 DIRECTIONS 12
 STARTING TIME 1105












Brentwood Ski/Snowboard Centre
 65 m
 31 m
 34 m
 170 m
 0007/08/08 CN PS 16-Aug-2018

LIST n°216 APPLIED PENALTY: 18.96 CALCULATED PENALTY: 18.96 F = 720

| Rank | Bib. | RegNo | Year | (Rank) | Cat | Name | ==== | Club | Run-1 | Run-2 | Run-3 | Time | Points |
|------|------|-------|------|--------|-----|-----------------------|------|------|---------|---------|---------|-------|--------|
| 1 | 10 | 4777 | 1985 | (1) | MAS | HATCHER David | | AVO | * 9.80 | | * 9.72 | 19.52 | 0.00 |
| 2 | 4 | 20683 | 1999 | (1) | U18 | SPEED Craig | | ASR | 10.19 | * 10.05 | * 9.84 | 19.89 | 13.65 |
| 3 | 15 | 19624 | 1995 | (1) | SEN | SYMONS Daniel | | CHT | * 10.11 | 10.12 | * 9.92 | 20.03 | 18.81 |
| 4 | 11 | 18558 | 1996 | (1) | U21 | WILLOWS Laurence | | BRO | * 10.08 | 10.22 | * 9.96 | 20.04 | 19.18 |
| 5 | 6 | 21857 | 1999 | (2) | U18 | WHEELER Ryan | | CHT | * 10.41 | 10.77 | * 10.62 | 21.03 | 55.70 |
| 6 | 3 | 19854 | 1999 | (3) | U18 | BINGHAM Jonathan | | ESX | * 10.43 | | * 10.65 | 21.08 | 57.54 |
| 7 | 1 | 21189 | 1998 | (2) | U21 | BIGGS Saul | | AMB | * 10.53 | 11.08 | * 10.63 | 21.16 | 60.49 |
| 8 | 14 | 14927 | 1993 | (2) | SEN | DAVIES Peter | | ASR | 18.43 | * 10.87 | * 10.82 | 21.69 | 80.04 |
| 9 | 5 | 21594 | 1999 | (4) | U18 | WORTT Aaron | | ASR | 11.21 | * 11.02 | * 10.78 | 21.80 | 84.10 |
| 10 | 13 | 21632 | 2001 | (1) | U16 | SHEMMANS Jake | | ASR | * 10.84 | 10.92 | * 10.98 | 21.82 | 84.84 |
| 11 | 2 | 19829 | 2001 | (2) | U16 | HEMMING Ethan | | MID | * 11.05 | 11.24 | * 11.03 | 22.08 | 94.43 |
| 12 | 9 | 42049 | 1999 | (5) | U18 | JONES Aiden | | WWS | * 10.96 | | * 11.13 | 22.09 | 94.80 |
| 13 | 16 | 21626 | 1967 | (2) | MAS | ATKINSON Andrew | | CHT | | * 11.65 | * 11.04 | 22.69 | 116.93 |
| 14 | 18 | 21975 | 1999 | (6) | U18 | HOCKING Alex | | MID | 11.25 | * 11.23 | * 11.62 | 22.85 | 122.83 |
| 15 | 30 | 22164 | 2001 | (3) | U16 | LONGSTAFF Michael | | WGC | 11.48 | * 11.34 | * 11.56 | 22.90 | 124.67 |
| 16 | 19 | 20184 | 2000 | (7) | U18 | NEWTON William | | HEM | * 11.60 | 11.71 | * 11.41 | 23.01 | 128.73 |
| 17 | 23 | 23350 | 2002 | (4) | U16 | GOMEZ CLARKE Jamie | | NOR | | * 11.86 | * 11.58 | 23.44 | 144.59 |
| 18 | 26 | 21645 | 2004 | (1) | U14 | MELLON-HENDRY Freddie | | ASR | * 11.83 | 11.94 | * 11.68 | 23.51 | 147.17 |
| 19 | 21 | 22188 | 2000 | (8) | U18 | TRUST Alexander | | ASR | 12.07 | * 11.93 | * 11.64 | 23.57 | 149.39 |
| 20 | 25 | 21605 | 2002 | (5) | U16 | SMITH Nathan | | ASR | 12.06 | * 12.01 | * 11.91 | 23.92 | 162.30 |
| 21 | 22 | 23349 | 2003 | (2) | U14 | BUSHELL George | | NOR | 12.12 | * 11.88 | * 12.10 | 23.98 | 164.51 |
| 22 | 17 | 21823 | 2003 | (3) | U14 | TUBBS Charlie | | TSN | * 12.08 | 12.19 | * 11.91 | 23.99 | 164.88 |
| 23 | 27 | 20766 | 2001 | (6) | U16 | HUMPHREYS Charles | | HEM | * 12.17 | 12.36 | * 11.85 | 24.02 | 165.98 |
| 24 | 20 | 10596 | 1963 | (3) | MAS | BUNTON Paul | | HEM | 12.17 | * 12.13 | * 12.01 | 24.14 | 170.41 |
| 25 | 32 | 23122 | 2001 | (7) | U16 | HUGHES Thomas | | ESX | | * 12.39 | * 11.96 | 24.35 | 178.16 |



ERSA Club National 2016
 Brentwood Park Ski Centre
 Special Slalom - Males
 Final ranking - Club National

| Rank | Bib. | RegNo | Year | (Rank) | Cat | Name | ==== | Club | Run-1 | Run-2 | Run-3 | Time | Points |
|------|------|-------|------|--------|-----|---------------------|---|------|---------|---------|---------|--------------|--------|
| 26 | 29 | 21194 | 2003 | (4) | U14 | NEWTON Charlie |  | HEM | * 12.14 | 12.28 | * 12.42 | 24.56 | 185.90 |
| 27 | 34 | 21456 | 2003 | (5) | U14 | VINCENT Ben |  | TSN | 12.54 | * 12.54 | * 12.19 | 24.73 | 192.17 |
| 28 | 35 | 22716 | 2003 | (6) | U14 | OAKES Owen |  | TSN | 12.72 | * 12.44 | * 12.34 | 24.78 | 194.02 |
| 29 | 39 | DAYDH | 2002 | (8) | U16 | HEYMOZ Daniel |  | WGC | * 12.59 | 12.60 | * 12.56 | 25.15 | 207.66 |
| 30 | 33 | 22807 | 2004 | (7) | U14 | FURSE-COPE Jack |  | ASR | * 13.20 | 13.34 | * 12.47 | 25.67 | 226.84 |
| 31 | 24 | 9379 | 1958 | (4) | MAS | PROUDLOVE Andrew |  | BRO | * 12.99 | 13.25 | * 12.91 | 25.90 | 235.33 |
| 32 | 41 | DAYAT | 2003 | (8) | U14 | TURNER Alfie |  | HEM | 13.31 | * 13.01 | * 12.92 | 25.93 | 236.43 |
| 33 | 36 | 20264 | 2003 | (9) | U14 | REIDY Thomas |  | HEM | * 13.11 | 13.20 | * 13.04 | 26.15 | 244.55 |
| 34 | 31 | 22163 | 2000 | (9) | U18 | COOPER-WALKER Josef |  | AVO | * 13.21 | 13.54 | * 13.22 | 26.43 | 254.88 |
| 35 | 37 | DAYLF | 2004 | (10) | U14 | FULCHER Lewis |  | VIK | * 15.46 | 15.85 | * 15.56 | 31.02 | 424.18 |
| 36 | 12 | 19855 | 2002 | (9) | U16 | BINGHAM Nicholas |  | ESX | 11.33 | * 11.33 | * 21.78 | 33.11 | 501.27 |




Did Not Start - Run-1 (2)

| | | | | | | | | | | | | | |
|----|-------|------|--|-----|---------------|---|-----|--|--|--|--|--|--|
| 28 | 17468 | 1961 | | MAS | GIBB Jim |  | CHT | | | | | | |
| 40 | DAYFF | 2004 | | U14 | FURMIDGE Fred |  | AVO | | | | | | |

Did Not Finish - Run-1 (1)

| | | | | | | | | | | | | | |
|----|-------|------|--|-----|-----------------|---|-----|--|--|--|--|--|--|
| 16 | 21626 | 1967 | | MAS | ATKINSON Andrew |  | CHT | | | | | | |
|----|-------|------|--|-----|-----------------|---|-----|--|--|--|--|--|--|

Disqualified - Run-1 (3)

| | | | | | | | | | | | | | |
|----|-------|------|--|-----|--------------------|---|-----|--|--|--|--|---------|--|
| 23 | 23350 | 2002 | | U16 | GOMEZ CLARKE Jamie |  | NOR | | | | | Gate 12 | |
| 32 | 23122 | 2001 | | U16 | HUGHES Thomas |  | ESX | | | | | Gate 1 | |
| 38 | 22196 | 2000 | | U18 | WARSOP Rowan |  | NOR | | | | | Gate 6 | |

Did Not Start - Run-2 (2)

| | | | | | | | | | | | | | |
|----|-------|------|--|-----|---------------|---|-----|--|--|--|--|--|--|
| 28 | 17468 | 1961 | | MAS | GIBB Jim |  | CHT | | | | | | |
| 40 | DAYFF | 2004 | | U14 | FURMIDGE Fred |  | AVO | | | | | | |

Did Not Finish - Run-2 (2)

| | | | | | | | | | | | | | |
|----|-------|------|--|-----|------------------|---|-----|--|--|--|--|--|--|
| 3 | 19854 | 1999 | | U18 | BINGHAM Jonathan |  | ESX | | | | | | |
| 10 | 4777 | 1985 | | MAS | HATCHER David |  | AVO | | | | | | |

Disqualified - Run-2 (1)

| | | | | | | | | | | | | | |
|---|-------|------|--|-----|-------------|---|-----|--|--|--|--|--------|--|
| 9 | 42049 | 1999 | | U18 | JONES Aiden |  | WWS | | | | | Gate 9 | |
|---|-------|------|--|-----|-------------|---|-----|--|--|--|--|--------|--|

Did Not Finish - Run-3 (3)

| | | | | | | | | | | | | | |
|----|-------|------|--|-----|----------------|---|-----|--|--|--|--|--|--|
| 7 | 22009 | 2001 | | U16 | APPLETON Byron |  | HEM | | | | | | |
| 8 | 18674 | 1997 | | U21 | CHAPMAN Euan |  | ASR | | | | | | |
| 38 | 22196 | 2000 | | U18 | WARSOP Rowan |  | NOR | | | | | | |

Technical Delegate

ERSA Club National 2016
Brentwood Park Ski Centre
Special Slalom - Males
Penalty calculation

| Rank | Bib. | RegNo | Name | Year | ==== | Points | Best 5 | Race points |
|--------------------------|------|-------|------------------|------|------|--------|--------|-------------|
| Best 10 at finish | | | | | | | | |
| 1 | 10 | 4777 | HATCHER David | 1985 | | 0.00 | 0.00 | 0.00 |
| 2 | 4 | 20683 | SPEED Craig | 1999 | | 42.94 | 42.94 | 13.65 |
| 3 | 15 | 19624 | SYMONS Daniel | 1995 | | 25.10 | 25.10 | 18.81 |
| 4 | 11 | 18558 | WILLOWS Laurence | 1996 | | 28.32 | 28.32 | 19.18 |
| 5 | 6 | 21857 | WHEELER Ryan | 1999 | | 86.48 | - | - |
| 6 | 3 | 19854 | BINGHAM Jonathan | 1999 | | 53.02 | 53.02 | 57.54 |
| 7 | 1 | 21189 | BIGGS Saul | 1998 | | 61.80 | - | - |
| 8 | 14 | 14927 | DAVIES Peter | 1993 | | 70.65 | - | - |
| 9 | 5 | 21594 | WORTT Aaron | 1999 | | 97.68 | - | - |
| 10 | 13 | 21632 | SHEMMANS Jake | 2001 | | 73.15 | - | - |

Best 5 at start

| | | | | | | |
|---|----|-------|------------------|------|--|-------|
| 1 | 10 | 4777 | HATCHER David | 1985 | | 0.00 |
| 3 | 15 | 19624 | SYMONS Daniel | 1995 | | 25.10 |
| 4 | 11 | 18558 | WILLOWS Laurence | 1996 | | 28.32 |
| 2 | 4 | 20683 | SPEED Craig | 1999 | | 42.94 |
| 6 | 3 | 19854 | BINGHAM Jonathan | 1999 | | 53.02 |

(DNF: Did Not Finish, DSQ: Disqualified)

TOTAL

| | | |
|---|--------|--------|
| (B) List points of best 5 at start | 149.38 | |
| (A) List points of the best 5 to finish in top 10 | | 149.38 |
| (C) Race points of corresponding competitors | | 109.18 |
| Calculated penalty (A + B - C) = 189.58 / 10 | 18.96 | |
| Correction value (Z) | 0.00 | |
| Category adder | 0.00 | |
| Applied penalty | 18.96 | |

Technical Delegate