

# Anglo Welsh Indoor Championships 2016

## Special Slalom u10/u12

### Official ranking

#### COMPETITION JURY

TECHNICAL DELEGATE DU PLESSIS Andrew  
 REFEREE FLAHIVE Dermot  
 CHIEF OF RACE JENKINS Lloyd

#### TECHNICAL DATA

COURSE Chill Factor  
 START  
 FINISH  
 DROP  
 HOMOLOGATION 0015/02/08

#### 1st RUN

COURSESETTER VINTER Mark  
 FORERUNNERS - A - DU PLESSIS Rachel  
 - B - McINTYRE Ross  
 - C - SUNDIN Josh  
 GATES 17  
 DIRECTIONS 16  
 STARTING TIME 11h30

#### 2nd RUN

VINTER Mark  
 - A - McINTYRE Ross  
 - B - GILES Dan  
 - C - SUNDIN Josh  
 17  
 16  
 11h47

TEMPERATURE S : 0° F : 0°

LIST n°416

Rank	Bib.	Code	Name	Year	Rank	Category	Club	Run 1	Run 2	Time	Gap
------	------	------	------	------	------	----------	------	-------	-------	------	-----

#### Gender : \*\* Girls \*\*

1	112	22115	KAMALY-ASL Anna	2005	(1)	U12 Girls	MSR	16.45	* 16.37	<b>16.37</b>	
2	102	21621	HOLMES Charlotte	2005	(2)	U12 Girls	PND		* 16.63	<b>16.63</b>	0.26
3	111	21727	STOKOE Amy	2005	(3)	U12 Girls	TSC	18.01	* 17.23	<b>17.23</b>	0.86
4	116	22729	FENNELL Amber	2007	(1)	U10 Girls	MID	18.04	* 17.46	<b>17.46</b>	1.09
5	115	22055	BALDWIN Caitlin	2006	(4)	U12 Girls	MSR	* 17.57	17.76	<b>17.57</b>	1.20
6	113	22892	TUTT Holly	2007	(2)	U10 Girls	HEM	18.32	* 17.81	<b>17.81</b>	1.44
7	110	22803	HANSON Lucy	2007	(3)	U10 Girls	LIO	* 17.83	17.87	<b>17.83</b>	1.46
8	101	22136	ORZEL Emilia	2006	(5)	U12 Girls	MID	18.36	* 17.99	<b>17.99</b>	1.62
9	108	22524	HARRISON Grace	2005	(6)	U12 Girls	PND	* 18.57	19.03	<b>18.57</b>	2.20
10	109	22858	PUTMAN Abigail	2006	(7)	U12 Girls	TSN	19.14	* 18.65	<b>18.65</b>	2.28
11	114	42044	HESLOP Heather	2006	(8)	U12 Girls	CAR	23.35	* 19.38	<b>19.38</b>	3.01
12	103	22820	GILES Charlotte	2006	(9)	U12 Girls	MID	* 19.75	19.98	<b>19.75</b>	3.38
13	117	22900	ARLOTT Holly	2005	(10)	U12 Girls	HEM	19.94	* 19.82	<b>19.82</b>	3.45
14	106	22859	PUTMAN Daisy	2007	(4)	U10 Girls	TSN	20.30	* 20.01	<b>20.01</b>	3.64
15	107	36598	RAE Lauren	2005	(11)	U12 Girls	MUC	* 21.14	29.32	<b>21.14</b>	4.77
16	105	45245	LEWIS Ffion	2007	(5)	U10 Girls	CAR	22.08	* 21.79	<b>21.79</b>	5.42
17	104	45253	INGLE Megan	2007	(6)	U10 Girls	NWSC	* 25.60	25.72	<b>25.60</b>	9.23

#### Did Not Finish - Run 1 (1)

102	21621	HOLMES Charlotte	2005	U12 Girls	PND	* 16.63
-----	-------	------------------	------	-----------	-----	---------

#### Gender : \*\* Boys \*\*

1	136	21837	WOOLLEY Kieran	2005	(1)	U12 Boys	MID	* 15.48	15.78	<b>15.48</b>	
2	133	21121	STANWAY Kayne	2005	(2)	U12 Boys	SMK	* 15.98	16.10	<b>15.98</b>	0.50
3	127	22123	SUNDIN Jacob	2006	(3)	U12 Boys	LIO	16.44	* 16.21	<b>16.21</b>	0.73

Anglo Welsh Indoor Championships 2016

Special Slalom u10/u12

Official ranking

Rank	Bib.	Code	Name	Year	[Rank]	Category	Club	Run 1	Run 2	Time	Gap
4	128	22771	QUINN Charlie	2007	(1)	U10 Boys	SZR	16.61	* 16.24	<b>16.24</b>	0.76
5	126	21827	DEEM Charlie	2005	(4)	U12 Boys	MID	* 17.07	17.14	<b>17.07</b>	1.59
6	130	21604	OGDEN Alex	2005	(5)	U12 Boys	NOR	* 17.14	17.45	<b>17.14</b>	1.66
7	132	22780	BOODEEA Adam	2007	(2)	U10 Boys	SZR	17.66	* 17.39	<b>17.39</b>	1.91
8	129	33344	MENZIES Ian	2007	(3)	U10 Boys		17.82	* 17.53	<b>17.53</b>	2.05
9	131	36642	MCKEY Lewis	2006	(6)	U12 Boys		17.82	* 17.65	<b>17.65</b>	2.17
10	125	22819	BOYES-HUNTER Henry	2007	(4)	U10 Boys	MSR	* 18.47	18.75	<b>18.47</b>	2.99
11	122	36744	SMITH Nathan	2005	(7)	U12 Boys	ASC	18.54	* 18.50	<b>18.50</b>	3.02
12	134	22673	ATKINSON Liam	2007	(5)	U10 Boys	CHT	* 19.50	19.71	<b>19.50</b>	4.02
13	124	41966	HODSON Steffan	2005	(8)	U12 Boys	WWSC	* 19.60	19.60	<b>19.60</b>	4.12
14	139	45262	HODSON Harri	2007	(6)	U10 Boys	WWSC	19.93	* 19.69	<b>19.69</b>	4.21
15	137	23186	ORZEL Adam	2008	(7)	U10 Boys	MID	* 20.02	20.76	<b>20.02</b>	4.54
16	140	23253	WEBB Freddie	2008	(8)	U10 Boys	SCM		* 20.16	<b>20.16</b>	4.68
17	123	36894	HORN Frederick	2005	(9)	U12 Boys		20.70	* 20.47	<b>20.47</b>	4.99
18	135	23397	BROADBENT William	2008	(9)	U10 Boys	WM	21.76	* 21.73	<b>21.73</b>	6.25
19	138	23345	SIMCOX Jack	2005	(10)	U12 Boys	TEL	23.25	* 22.37	<b>22.37</b>	6.89

Did Not Start - Run 1 (1)

121	21786	WILLIAMS Jack	2005		U12 Boys	MSR					
-----	-------	---------------	------	--	----------	-----	--	--	--	--	--


Disqualified - Run 1 (1)

140	23253	WEBB Freddie	2008		U10 Boys	SCM		* 20.16			Gate 4
-----	-------	--------------	------	--	----------	-----	--	---------	--	--	--------

Did Not Start - Run 2 (1)

121	21786	WILLIAMS Jack	2005		U12 Boys	MSR					
-----	-------	---------------	------	--	----------	-----	--	--	--	--	--

Technical Delegate



# Anglo Welsh Indoor Championships 2016

## Special Slalom - Female

### Official ranking

#### COMPETITION JURY

TECHNICAL DELEGATE DU PLESSIS Andrew  
 REFEREE FLAHIVE Dermot  
 CHIEF OF RACE JENKINS Lloyd

#### TECHNICAL DATA

COURSE Chill Factor  
 START  
 FINISH  
 DROP  
 HOMOLOGATION 0015/02/08

#### 1st RUN

COURSESETTER VINTER Mark  
 FORERUNNERS - A - DU PLESSIS Rachel  
 - B - WHITE Tom  
 - C - McINTYRE Ross  
 - D - GILES Dan  
 GATES 17  
 DIRECTIONS 16  
 STARTING TIME 10h13

#### 2nd RUN

RYDING Carl  
 DU PLESSIS Rachel  
 WHITE Tom  
 McINTYRE Ross  
 GILES Dan  
 18  
 16  
 13h13

TEMPERATURE S : 0° F : 0°

LIST n°415 APPLIED PENALTY : 3.06

F = 720

Rank	Bib.	Code	Name	Year	Rank	Category	Club	Run 1	Run 2	Time	Gap	Points
1	5	12570	ALLDRIDGE Amanda	1991	(1)	SEN	SMK	15.25	15.35	<b>30.60</b>		0.00
2	12	19781	POTTER Shannon	2001	(1)	U16	MSR	15.90	15.96	<b>31.86</b>	1.26	29.65
3	10	19677	JACKSON Lois	2001	(2)	U16	RAV	15.94	15.96	<b>31.90</b>	1.30	30.59
4	2	41705	HALLETT Georgia	1996	(1)	U21	GLO	15.70	16.23	<b>31.93</b>	1.33	31.29
5	4	21024	JACKSON Ellie	2002	(3)	U16	MID	16.18	16.36	<b>32.54</b>	1.94	45.65
6	9	19531	DANIELS Daisy	2002	(4)	U16	MSR	16.17	16.44	<b>32.61</b>	2.01	47.29
7	15	20599	SHERING Nicole	2000	(1)	U18	TSN	16.22	17.18	<b>33.40</b>	2.80	65.88
8	11	21139	BURKINSHAW Rowena	1979	(1)	MAS	MSR	16.76	17.60	<b>34.36</b>	3.76	88.47
9	17	31423	MCKEY Holly	2003	(1)	U14		17.04	17.37	<b>34.41</b>	3.81	89.65
10	1	22943	BLYTH Charlotte	1999	(2)	U18	HEM	17.24	17.48	<b>34.72</b>	4.12	96.94
11	28	41986	EVANS Isabel	2000	(3)	U18	ASR	17.07	18.00	<b>35.07</b>	4.47	105.18
12	16	21510	JEFFERSON Maisie	2003	(2)	U14	LIO	17.30	17.81	<b>35.11</b>	4.51	106.12
13	27	22176	GILES Ella	2003	(3)	U14	MID	17.66	17.93	<b>35.59</b>	4.99	117.41
14	20	23069	LANDER Isabelle	2002	(5)	U16	HEM	18.05	17.97	<b>36.02</b>	5.42	127.53
15	23	23353	FINCH Jennifer	2002	(6)	U16	MSR	18.31	18.27	<b>36.58</b>	5.98	140.71
16	24	41968	FURLONG Georgia	2000	(4)	U18	CAR	18.07	18.56	<b>36.63</b>	6.03	141.88
17	18	41816	HYETT Georgia	2000	(5)	U18	CAR	18.17	18.69	<b>36.86</b>	6.26	147.29
18	21	21270	CHAPMAN Chloe	2003	(4)	U14	TSC	18.34	18.58	<b>36.92</b>	6.32	148.71
19	26	21509	JEFFERSON Jemima	2004	(5)	U14	LIO	18.67	19.22	<b>37.89</b>	7.29	171.53
20	7	31007	TAYLOR Kate	1997	(2)	U21	GSR	21.76	16.39	<b>38.15</b>	7.55	177.65
21	8	22127	PULLAN Aimee	2000	(6)	U18		17.33	21.24	<b>38.57</b>	7.97	187.53
22	25	23340	SCOTT Aimee	1999	(7)	U18	RAV	18.94	20.31	<b>39.25</b>	8.65	203.53
23	22	21794	WAGSTAFF Lydia	1998	(3)	U21	PND	20.29	19.97	<b>40.26</b>	9.66	227.29
24	30	45246	LEWIS Seren	2003	(6)	U14	CAR	20.36	20.48	<b>40.84</b>	10.24	240.94
25	3	20317	WALTON Kirsten	2000	(8)	U18	LIO	17.66	25.92	<b>43.58</b>	12.98	305.41
26	29	36871	WALKER Robyn	2003	(7)	U14		19.91	24.43	<b>44.34</b>	13.74	323.29

#### Did Not Start - Run 1 (1)

13	20860	BURTON Maisie	2002		U16	LIO						
----	-------	---------------	------	--	-----	-----	--	--	--	--	--	--

**Anglo Welsh Indoor Championships 2016****Special Slalom - Female****Official ranking**

Rank	Bib.	Code	Name	Year	Rank	Category	Club	Run 1	Run 2	Time	Gap	Points
------	------	------	------	------	------	----------	------	-------	-------	------	-----	--------


**Did Not Finish - Run 1 (2)**

6	18617		<b>HANCOCK Maxine</b>	1997		U21	MID					
14	41007		<b>GODDARD Emily</b>	1987		SEN	GLO					

**Disqualified - Run 1 (1)**

19	21734		<b>ATKINSON Molly</b>	2001		U16	CHT				Gate 14	
----	-------	--	-----------------------	------	--	-----	-----	--	--	--	---------	--

**Technical Delegate**



## Anglo Welsh Indoor Championships 2016

### Special Slalom - Female

#### Penalty calculation

Rank	Bib.	Code	Name	Year	Points	Best 5	Race points
------	------	------	------	------	--------	--------	-------------

#### Best 10 at finish

1	5	12570	ALLDRIDGE Amanda	1991	0.25	0.25	0.00
2	12	19781	POTTER Shannon	2001	28.08	28.08	29.65
3	10	19677	JACKSON Lois	2001	34.05	34.05	30.59
4	2	41705	HALLETT Georgia	1996	10.21	10.21	31.29
5	4	21024	JACKSON Ellie	2002	76.13	-	-
6	9	19531	DANIELS Daisi	2002	52.76	-	-
7	15	20599	SHERING Nicole	2000	23.09	23.09	65.88
8	11	21139	BURKINSHAW Rowena	1979	54.75	-	-
9	17	31423	MCKEY Holly	2003	109.31	-	-
10	1	22943	BLYTH Charlotte	1999	105.20	-	-

#### Best 5 at start


1	5	12570	ALLDRIDGE Amanda	1991	0.25
4	2	41705	HALLETT Georgia	1996	10.21
7	15	20599	SHERING Nicole	2000	23.09
2	12	19781	POTTER Shannon	2001	28.08
20	7	31007	TAYLOR Kate	1997	30.65

#### TOTAL

(B) List points of best 5 at start	92.28
(A) List points of the best 5 to finish in top 10	95.68
(C) Race points of corresponding competitors	157.41
Calculated penalty (A + B - C) = 30.55 / 10	3.06
Correction value (Z)	0.00
Category adder	0.00
Applied penalty	3.06

Technical Delegate





# Anglo Welsh Indoor Championships 2016

## Special Slalom - Male

### Official ranking

#### COMPETITION JURY

TECHNICAL DELEGATE DU PLESSIS Andrew  
 REFEREE FLAHIVE Dermot  
 CHIEF OF RACE JENKINS Lloyd

#### TECHNICAL DATA

COURSE Chill Factor  
 START  
 FINISH  
 DROP  
 HOMOLOGATION 0015/02/08

#### 1st RUN

COURSESETTER RYDING Carl  
 FORERUNNERS - A - DU PLESSIS Rachel  
 - B - WHITE Tom  
 - C - McINTYRE Ross  
 - D - GILES Dan  
 GATES 18  
 DIRECTIONS 16  
 STARTING TIME 10h32

#### 2nd RUN

VINTER Mark  
 DU PLESSIS Rachel  
 WHITE Tom  
 McINTYRE Ross  
 GILES Dan  
 17  
 16  
 13h30

TEMPERATURE S : 0° F : 0°

LIST n°415 APPLIED PENALTY : 30.75

F = 720

Rank	Bib.	Code	Name	Year	Rank	Category	Club	Run 1	Run 2	Time	Gap	Points
1	59	31036	TAYLOR Ross	1995	(1)	SEN	GSR	14.80	14.47	29.27	0.00	
2	62	30923	VINTER Owen	2001	(1)	U16	GSR	14.86	14.48	29.34	0.07	1.72
3	65	18916	FARR Oliver	1995	(2)	SEN	PPS	14.50	14.91	29.41	0.14	3.44
4	61	19569	RASCAGNERES Thomas	2000	(1)	U18	MSR	14.74	14.80	29.54	0.27	6.64
5	58	31283	NESBITT Ross	2002	(2)	U16	GSR	14.94	14.88	29.82	0.55	13.53
6	64	19051	WEEKS Oliver	2001	(3)	U16	MID	14.95	14.99	29.94	0.67	16.48
7	89	41985	EVANS Harrison	2000	(2)	U18	ASR	15.71	15.40	31.11	1.84	45.26
8	55	22009	APPLETON Byron	2001	(4)	U16	HEM	15.65	15.58	31.23	1.96	48.21
9	83	22214	HOOK Kristian	1992	(3)	SEN	ALD	15.47	15.96	31.43	2.16	53.13
10	66	4039	HUGHES Roger	1969	(1)	MAS	NWSC	15.49	16.22	31.71	2.44	60.02
11	56	31282	NESBITT Kieran	2000	(3)	U18	GSR	15.67	16.07	31.74	2.47	60.76
12	53	19713	BOTY Harry	1997	(1)	U21	HEM	16.04	15.81	31.85	2.58	63.46
13	85	41999	STADEN Samuel	2001	(5)	U16		16.38	16.12	32.50	3.23	79.45
14	69	36750	COWAN Kyle	1999	(4)	U18		16.24	16.86	33.10	3.83	94.21
15	77	22821	ALLEN Christian	2001	(6)	U16	MSR	17.01	16.77	33.78	4.51	110.94
16	70	20884	THOMPSON Joseph	2003	(1)	U14	NOR	16.75	17.32	34.07	4.80	118.07
17	82	21811	WELLS Oliver	1994	(4)	SEN	ASR	16.94	17.25	34.19	4.92	121.02
18	81	41831	DAVIES Alex	2002	(7)	U16		16.97	17.29	34.26	4.99	122.75
19	79	23335	WHITTAKER Patrick	2001	(8)	U16	LIO	17.56	17.36	34.92	5.65	138.98
20	76	20766	HUMPHREYS Charles	2001	(9)	U16	HEM	17.90	17.14	35.04	5.77	141.93
21	88	21815	MUSTON Charles	2002	(10)	U16	MSR	17.25	18.09	35.34	6.07	149.31
22	87	41661	THOMAS Cyffin	2000	(5)	U18	DRA	17.76	17.70	35.46	6.19	152.27
23	80	13217	SHARP Anthony	1968	(2)	MAS	HEM	17.60	17.88	35.48	6.21	152.76
24	86	22124	SCOTT Benjamin	2003	(2)	U14	RAV	17.60	18.21	35.81	6.54	160.87
25	71	19135	NORRIS John	1961	(3)	MAS	HEM	17.70	18.12	35.82	6.55	161.12
26	78	17468	GIBB Jim	1961	(4)	MAS	CHT	17.87	18.40	36.27	7.00	172.19
27	90	22637	EVANS William	1999	(6)	U18	TEL	18.08	18.50	36.58	7.31	179.82
28	51	21051	UPTON Thomas	2001	(11)	U16	MID	22.95	15.42	38.37	9.10	223.85
29	74	31540	MCINTYRE Scott	2002	(12)	U16	BSC	21.37	17.19	38.56	9.29	228.52

# Anglo Welsh Indoor Championships 2016

## Special Slalom - Male

### Official ranking

Rank	Bib.	Code	Name	Year	Rank	Category	Club	Run 1	Run 2	Time	Gap	Points
30	73	22484	JINKS Thomas	2001	(13)	U16	MID	16.03	22.91	<b>38.94</b>	9.67	237.87
31	92	22915	FORSTER Will	2004	(3)	U14	RAV	19.56	19.76	<b>39.32</b>	10.05	247.22
32	68	20572	DUNNE Mikey	2002	(14)	U16	MSR	23.03	16.47	<b>39.50</b>	10.23	251.64
33	75	21626	ATKINSON Andrew	1967	(5)	MAS	CHT	26.48	17.86	<b>44.34</b>	15.07	370.70
34	54	31176	WYLIE Scott	2001	(15)	U16	GSR	30.41	15.33	<b>45.74</b>	16.47	405.14
35	67	20683	SPEED Craig	1999	(7)	U18	ASR	36.55	16.66	<b>53.21</b>	23.94	588.89
36	72	21666	ELLIS Lucas	2004	(4)	U14	LIO	16.74	46.99	<b>1:03.73</b>	34.46	847.67
37	93	22902	NAYLOR Malcolm	1942	(6)	MAS	MSR	19.61	1:03.03	<b>1:22.64</b>	53.37	1312.83

#### Did Not Start - Run 1 (2)

84	20284	CORMACK Callum	1966	MAS	HEM
91	20331	LUCAS Oily	2002	U16	WM

#### Did Not Finish - Run 1 (1)

60	21052	UPTON Jack	2004	U14	MID
----	-------	------------	------	-----	-----


#### Did Not Finish - Run 2 (2)

52	20717	HALLETT Jacob	1999	U18	PPS	14.89
57	19673	MOLLIEX Alex	1973	MAS	MSR	15.01

#### Disqualified - Run 2 (1)

63	12571	ALLDRIDGE James	1988	SEN	SMK	15.63	Gate 10
----	-------	-----------------	------	-----	-----	-------	---------

Technical Delegate



## Anglo Welsh Indoor Championships 2016

### Special Slalom - Male

#### Penalty calculation

Rank	Bib.	Code	Name	Year	Points	Best 5	Race points
<b>Best 10 at finish</b>							
1	59	31036	TAYLOR Ross	1995	42.19	42.19	0.00
2	62	30923	VINTER Owen	2001	52.06	52.06	1.72
3	65	18916	FARR Oliver	1995	19.31	19.31	3.44
4	61	19569	RASCAGNERES Thomas	2000	40.52	40.52	6.64
5	58	31283	NESBITT Ross	2002	77.64	-	-
6	64	19051	WEEKS Oliver	2001	24.63	24.63	16.48
7	89	41985	EVANS Harrison	2000	224.76	-	-
8	55	22009	APPLETON Byron	2001	67.36	-	-
9	83	22214	HOOK Kristian	1992	167.98	-	-
10	66	4039	HUGHES Roger	1969	96.26	-	-

#### Best 5 at start

3	65	18916	FARR Oliver	1995	19.31
6	64	19051	WEEKS Oliver	2001	24.63
DSQ	63	12571	ALLDRIDGE James	1988	30.45
4	61	19569	RASCAGNERES Thomas	2000	40.52
1	59	31036	TAYLOR Ross	1995	42.19

#### TOTAL

(B) List points of best 5 at start	157.10	
(A) List points of the best 5 to finish in top 10		178.71
(C) Race points of corresponding competitors		28.28
Calculated penalty (A + B - C) = 307.53 / 10	30.75	
Correction value (Z)	0.00	
Category adder	0.00	
Applied penalty	30.75	

Technical Delegate