



Nederlandse  
Ski Vereniging



BELGIUM



## Lowlands Indoor Ski Championships 2015

### Indoor Lowland Championships

#### Special Slalom - u10/u12 Girls

#### Medal List

Rank	Bib.	Name	Nation	Categ	Club	Run 1	Run 2	Time
------	------	------	--------	-------	------	-------	-------	------

#### U10 Girls

1	20	VANDAELE Julie		U10 Girls	SNV	41.02	42.56	1:23.58
2	27	VAN BURIK Maud		U10 Girls	RUC	42.34	43.23	1:25.57
3	24	DORRE Lorena		U10 Girls	SMN	42.56	43.25	1:25.81
4	25	VAN DEN BERG Sterre		U10 Girls	SAR	42.02	44.77	1:26.79
5	26	SCHIPPER Evi		U10 Girls	WOL	42.44	45.02	1:27.46
6	14	APPELS Anse		U10 Girls	SNV	43.25	44.22	1:27.47
7	28	LUTTEKES Marit		U10 Girls	SMN	44.73	43.87	1:28.60
8	3	BALDWIN Caitlin		U10 Girls	MSR	44.43	46.46	1:30.89
9	29	BLOGG Valerie		U10 Girls	SPR	46.03	50.40	1:36.43
10	4	TEN RAA Lauren		U10 Girls		47.54	52.30	1:39.84
11	15	BAUWENS Axelle		U10 Girls	SST	49.62	51.73	1:41.35

#### U12 Girls

1	1	LAM Noa		U12 Girls	SAR	34.97	38.15	1:13.12
2	2	VAN PUYVELDE Naya		U12 Girls	SNV	36.43	38.48	1:14.91
3	6	BAKKER Lisanne		U12 Girls	SPR	36.68	38.96	1:15.64
4	17	MEIJER Inge		U12 Girls	SSD	37.75	38.83	1:16.58
5	11	ZIMNIK Luna		U12 Girls	SMN	37.27	39.95	1:17.22
6	5	KERKHOF Nore		U12 Girls	SNV	36.40	41.22	1:17.62
7	21	VAN DEN BROEK Myrle		U12 Girls	SAR	38.30	39.91	1:18.21
8	16	RABOU Noa		U12 Girls	DES	37.48	40.86	1:18.34
9	9	VERDOOLD Kim		U12 Girls	SMN	38.17	40.30	1:18.47
10	13	DE BEST Sanne		U12 Girls	SRH	38.51	40.34	1:18.85
11	23	THUNG Jazzlynn		U12 Girls	SMN	39.54	40.58	1:20.12
12	30	TEN RAA Gwyneth		U12 Girls		40.62	41.82	1:22.44
13	12	VAN HASSEL Maité		U12 Girls	ZON	40.27	42.26	1:22.53
14	10	VANDEWEYER Lisa		U12 Girls	SNV	41.26	43.97	1:25.23
15	22	VONK Elisa		U12 Girls	SMN	48.63	42.47	1:31.10
16	8	BENNETT Grace		U12 Girls	LIO	44.52	50.66	1:35.18
17	7	WALTON Mya		U12 Girls	LIO	46.82	50.60	1:37.42
18	19	VAN KEULEN Esmee		U12 Girls	STD	39.10	1:06.99	1:46.09

**Not classified**

**Lowlands Indoor Ski Championships 2015**

**Indoor Lowland Championships**

**Special Slalom - u10/u12 Girls**

**Medal List**

Rank	Bib.	Name	Nation	Categ.	Club	Run 1	Run 2	Time
------	------	------	--------	--------	------	-------	-------	------

**Did Not Finish - Run 2 (1)**

18	DUDAL Lore		U12 Girls	SNV	45.70			
----	------------	---	-----------	-----	-------	--	--	--



Nederlandse  
Ski Vereniging



BELGIUM



## Lowlands Indoor Ski Championships 2015

### Indoor Lowland Championships

#### Special Slalom - u10/u12 Boys

#### Medal List

Rank	Bib.	Name	Nation	Categ	Club	Run 1	Run 2	Time
------	------	------	--------	-------	------	-------	-------	------

#### U10 Boys

1	70	VOLMER Niels		U10 Boys	SSD	39.34	39.87	1:19.21
2	67	BOUAS Christos		U10 Boys	SNV	40.80	43.27	1:24.07
3	62	HUTTEN Luca		U10 Boys	SMN	43.76	45.14	1:28.90
4	68	JAMIN Lukas		U10 Boys	SNV	44.33	45.37	1:29.70
5	44	SUNDIN Jacob		U10 Boys	LIO	44.04	46.05	1:30.09
6	78	DENNEBOOM Djai		U10 Boys	SRH	41.14	49.75	1:30.89
7	73	APPELS Siebe		U10 Boys	SNV	45.26	47.89	1:33.15
8	80	GREEBE Kay		U10 Boys	SMN	46.11	47.44	1:33.55
9	81	VANDEWEYER Matisse		U10 Boys	SNV	50.94	50.19	1:41.13
10	43	LINDFORS Christan		U10 Boys		49.88	52.85	1:42.73
11	60	BUSH Toby		U10 Boys	SMK	55.20	57.15	1:52.35
12	82	BYNENS Damiaan		U10 Boys	SNV	1:01.88	1:08.46	2:10.34

#### U12 Boys

1	45	STEENSTRA Lars		U12 Boys	SRH	37.00	37.41	1:14.41
2	41	KUYLEN Nando		U12 Boys	CAS	36.76	39.12	1:15.88
3	53	METHERINGHAM Zachary		U12 Boys	SMK	37.61	39.10	1:16.71
4	46	SMET Christophe		U12 Boys	CAS	38.54	38.83	1:17.37
5	49	ELLIS Lucas		U12 Boys	LIO	37.93	39.49	1:17.42
6	55	WOOLLEY Kieran		U12 Boys	MID	38.94	39.04	1:17.98
7	50	VOS Jesse		U12 Boys	STD	38.26	40.00	1:18.26
8	47	STANWAY Kayne		U12 Boys	SMK	37.97	40.82	1:18.79
9	54	VAN MARWIJK Marijn		U12 Boys	ILP	38.95	40.06	1:19.01
10	48	BOUAS Ioannis		U12 Boys	SNV	39.13	40.19	1:19.32
11	65	BAETEN Emiel		U12 Boys	SNV	39.58	40.51	1:20.09
12	66	SMIT Boaz		U12 Boys	ILP	41.12	39.41	1:20.53
13	71	BOLLEN Max		U12 Boys	SNV	41.14	40.15	1:21.29
14	69	HENNAU Maxim		U12 Boys	SMN	41.23	42.44	1:23.67
15	63	DUVEKOT Youp		U12 Boys	SMN	41.50	43.06	1:24.56
16	59	LOSEKOOT Senne		U12 Boys	SPR	39.40	45.31	1:24.71
17	72	GAAL Mats		U12 Boys	SMN	41.47	43.63	1:25.10
18	75	KOOT Brian		U12 Boys	SMN	41.03	44.57	1:25.60
19	57	BYNENS Laurens		U12 Boys	SNV	39.83	46.31	1:26.14
20	56	MAAS Jorrit		U12 Boys	ZON	43.40	44.60	1:28.00
21	58	BUSH Jacob		U12 Boys	SMK	45.87	49.54	1:35.41
22	79	APPELS Seppe		U12 Boys	SNV	45.19	52.66	1:37.85
23	64	BROWN Joseph		U12 Boys	LIO	47.24	50.64	1:37.88

Rank	Bib.	Name	Nation	Categ.	Club	Run 1	Run 2	Time
24	61	DESMET Leon-Remi		U12 Boys	ICE	44.93	55.00	1:39.93

**Not classified**

**Did Not Start - Run 1 (1)**

51	RASKIN Simon		U12 Boys	PRO				
----	--------------	---	----------	-----	--	--	--	--

**Did Not Finish - Run 1 (2)**

52	HOEKSMAS Jurjen		U12 Boys	SRH				
76	DELIEVER Arnaud		U10 Boys	ICE			54.78	

**Disqualified - Run 1 (2)**

77	BEEREN Floris		U10 Boys	SRH				Gate 14
83	PRAKKE Mats		U10 Boys	SMN				Gate 2

**Did Not Start - Run 2 (4)**

51	RASKIN Simon		U12 Boys	PRO				
52	HOEKSMAS Jurjen		U12 Boys	SRH				
77	BEEREN Floris		U10 Boys	SRH				Gate 14
83	PRAKKE Mats		U10 Boys	SMN				Gate 2

**Did Not Finish - Run 2 (2)**

42	CLAUSING Mees		U12 Boys	SRD		36.36		
74	COPPELMANS Niels		U12 Boys	SNV		42.51		

**Disqualified - Run 2 (1)**
























84	SNEYERS Pieter-Jan		U12 Boys	SNV		1:03.20		Gate 23
----	--------------------	---	----------	-----	--	---------	--	---------

## Lowlands Indoor Ski Championships 2015

### Indoor Lowland Championships

#### Special Slalom - Female

#### Medals

Rank	Bib.	Name	Nation	Category	Club	Run 1	Run 2	Time
<b>U14</b>								
1	25	SCHIPPERS Nina		U14	SRH	35.55	37.61	<b>1:13.16</b>
2	33	SCRANAGE-HARRISON Eleanor		U14	HEM	36.23	38.19	<b>1:14.42</b>
3	71	HUGEK Nadine		U14	HEM	36.95	38.82	<b>1:15.77</b>
4	32	VANDEBOGAERDE Amber		U14	ICE	36.35	39.83	<b>1:16.18</b>
5	30	VAN VUUREN Sophie		U14	STD	36.96	39.70	<b>1:16.66</b>
6	39	DANIELS Daisi		U14	MSR	37.04	40.89	<b>1:17.93</b>
7	31	BOURBON Fien		U14	SNV	38.39	40.31	<b>1:18.70</b>
8	35	VAN DOORNEN Hilde		U14	SRD	38.77	40.61	<b>1:19.38</b>
9	28	CAREMANS Jana		U14	ZON	38.92	41.79	<b>1:20.71</b>
10	45	BLOK Finn		U14	SRD	39.30	41.94	<b>1:21.24</b>
11	60	BOUMANS Mayté		U14	SNV	41.45	43.46	<b>1:24.91</b>
12	57	PRAAST Birthe		U14	ASP	41.67	43.71	<b>1:25.38</b>
13	44	VAN DER WAL Caelin		U14	SPR	40.68	45.15	<b>1:25.83</b>
14	37	VOLMER Yara		U14	STD	41.74	44.96	<b>1:26.70</b>
15	38	LEWANDOWSKI-KATZ Amelie		U14	SMN	44.75	44.54	<b>1:29.29</b>
16	50	BERG Iris van de		U14	SAR	42.96	46.55	<b>1:29.51</b>
17	42	TIMMERS Renate		U14	SAR	43.46	48.19	<b>1:31.65</b>
18	65	TEN RAA Joyce		U14		44.75	47.36	<b>1:32.11</b>
19	74	ROSE Rebecca		U14	SMK	44.25	48.59	<b>1:32.84</b>
20	36	HOOGENBOOM Stephanie		U14	STD	44.76	48.98	<b>1:33.74</b>
21	64	REINERT Veronique		U14		46.90	51.01	<b>1:37.91</b>
22	73	VANDESANDE Britt		U14	SST	45.82	52.66	<b>1:38.48</b>
23	68	VALENTINE Eleonor		U14		51.89	57.49	<b>1:49.38</b>

#### U16

1	14	MOLLIN Axelle		U16	CAS	33.93	35.93	<b>1:09.86</b>
2	11	KRUIS Bianca		U16	SRD	35.35	37.15	<b>1:12.50</b>
3	6	VAN PUYVELDE Yuna		U16	SNV	35.34	37.26	<b>1:12.60</b>
4	10	SPOON Janna		U16	SRD	34.95	37.78	<b>1:12.73</b>
5	54	JACKSON Lois		U16	RAV	36.16	37.83	<b>1:13.99</b>
6	61	DANENBERGSONS Shana		U16	HEM	35.65	38.36	<b>1:14.01</b>
7	4	GERRITSEN Chiara		U16	SRH	35.98	39.51	<b>1:15.49</b>
8	20	ROGEMAN Sara		U16	ASP	36.25	39.27	<b>1:15.52</b>
9	23	TAPSELL Charlotte		U16	HEM	36.71	39.13	<b>1:15.84</b>
10	41	WERCKX Eline		U16	SNV	37.17	38.75	<b>1:15.92</b>
11	18	BAKKEREN Naomi		U16	STD	36.47	40.29	<b>1:16.76</b>
12	1	HEIJDEMANN Roosmieke		U16	SRH	36.30	40.87	<b>1:17.17</b>

Rank	Bib.	Name	Nation	Category	Club	Run 1	Run 2	Time
13	43	WARD Olivia		U16	CAR	37.40	40.55	1:17.95
14	70	WOODWARD Sarah		U16	HEM	39.13	42.94	1:22.07
15	24	SCHELFHAUT Ilana		U16	SNV	38.93	43.77	1:22.70
16	27	POTTER Shannon		U16	MSR	39.17	45.23	1:24.40
17	62	SCHILTZ Sarah		U16		42.18	43.69	1:25.87
18	53	WALTON Kirsten		U16	LIO	41.96	45.65	1:27.61
19	77	BURNS Madeleine		U16	HEM	42.09	45.58	1:27.67
20	55	DE PREKER Estée		U16	S2BE	42.79	45.88	1:28.67
21	72	PULLAN Aimee		U16	LIO	46.85	42.70	1:29.55
22	47	THYS Kato		U16	ZON	42.58	47.73	1:30.31
23	29	LAUREZ Amandine		U16	ICE	43.77	47.39	1:31.16
24	52	BOON Kato		U16	ZON	44.02	48.00	1:32.02
25	82	OPSOMER Nele		U16	ICE	47.88	49.55	1:37.43
26	80	POWELL Emily		U16	LIO	53.86	58.96	1:52.82

**U18**


1	15	KEMPENAERS Elle		U18	AST	33.61	36.07	1:09.68
2	9	VAN DER HAAS Roxy		U18	SRH	34.43	36.92	1:11.35
3	2	LEE Francesca		U18	MSR	34.98	36.59	1:11.57
4	46	DE WAEL Chiara		U18	CAS	36.01	38.00	1:14.01
5	21	LEKAHENA Tessa		U18	SRD	35.96	39.03	1:14.99
6	22	DAPPER Lian		U18	HOO	36.97	39.21	1:16.18
7	13	DEN OUDEN Nika		U18	SRD	36.66	40.44	1:17.10
8	40	SNOW Elise		U18	HEM	38.70	41.70	1:20.40
9	75	GREAVES Rebecca		U18	MSR	38.84	42.89	1:21.73
10	19	VAN DER BURG Fleur		U18	WOL	36.82	53.17	1:29.99
11	56	GUBBINI Kim		U18		43.67	46.51	1:30.18
12	49	BOON Jana		U18	ZON	42.96	47.32	1:30.28
13	78	RAMSDEN Grace		U18		44.25	49.05	1:33.30
14	83	BULLOUGH Rosanagh		U18	K	47.94	49.51	1:37.45
15	79	WILLIAMS Jessica		U18	MSR	47.67	52.94	1:40.61
16	63	DEWANDELEER Mathilde		U18	SKI2BE	51.99	58.98	1:50.97

**U21**

1	3	HENRICH Birgit		U21	SAR	32.08	33.99	1:06.07
2	8	MOLENAAR Britt		U21	SRH	32.91	34.51	1:07.42
3	12	BLOK Milou		U21	SRD	33.56	35.75	1:09.31
4	7	VAN SAASE Livvy		U21	IND	34.11	36.04	1:10.15
5	34	ITALIAANDER Melanie		U21	SNSP	36.70	38.75	1:15.45
6	59	HANCOCK Maxine		U21	MID	43.51	49.83	1:33.34
7	69	VANDEVELDE Zoé		U21	CAS	56.97	1:02.25	1:59.22

**SEN**

1	5	ALLDRIDGE Amanda		SEN	SMK	34.95	38.16	1:13.11
---	---	------------------	--	-----	-----	-------	-------	---------

Rank	Bib.	Name	Nation	Category	Club	Run 1	Run 2	Time
2	48	VANHOVE Jessy		SEN	SNV	36.51	38.47	1:14.98

**MAS**

1	76	DIEDERICH Danièle		MAS		55.41	1:01.40	1:56.81
---	----	-------------------	---	-----	--	-------	---------	---------

**Not classified**

Did Not Start - Run 1 (4)

16	HENSGENS Luna		U18	SNSP				
51	SCHILTZ Laura		U18					
66	CALDWELL Anna		U14	HEM				
67	SPOELDERS Noa		U14	ASP				

Did Not Finish - Run 1 (2)

26	VAN DIJCK Lauke		U21	ZON				
81	LEMAIRE Juliette		U18	SKI2BE				

Did Not Finish - Run 2 (2)


17	VAN WINSEN Britt		U16	WOL	36.88			
58	LAUREZ Margaux		U18	ICE	47.94			

## Lowlands Indoor Ski Championships 2015




### Indoor Lowland Championships

#### Special Slalom - Male

#### Overall results

Rank	Bib.	Name	Nation	Category	Club	Run 1	Run 2	Time
1	1	POTH Robert		U21	HEM	31.15	32.13	1:03.28
2	12	SCHAAF Djordy		U18	SAR	31.49	32.75	1:04.24
3	20	BASTIAENS Jorn		SEN	CAS	32.51	32.92	1:05.43
4	15	OSCH Matthieu		U18		32.41	33.52	1:05.93
5	11	GUNT LISBERGEN Youri		U21	SAR	32.66	33.29	1:05.95
6	19	VAN KEULEN Jurian		U18	SRH	33.20	33.60	1:06.80
7	3	VINK Daan		U18	SPR	32.64	34.35	1:06.99
8	18	EMBREGTS Ferry		U18	SPR	33.10	33.90	1:07.00
9	10	BORSBOOM Olaf		U21	SAR	32.79	34.22	1:07.01
10	13	SCHILDERMANS Steve		U21	SNV	31.90	35.15	1:07.05
11	4	LEFEVRE Basile		U16	PRO	32.74	34.90	1:07.64
12	5	TREBILCOCK Robert		SEN	HEM	33.42	34.64	1:08.06
13	8	TINLAND Leonardo		U21	BSKI	33.06	35.07	1:08.13
14	7	VAN DAELE Lennart		U16	SNV	33.27	35.29	1:08.56
15	22	MOEHRING Roy		U18	SPR	33.66	34.92	1:08.58
16	16	GRANDJEAN Eliot		U16	PRO	34.15	34.61	1:08.76
17	41	SMAK Martijn		U16	SMN	33.16	36.09	1:09.25
18	33	MOL Sergey		U16	SPR	33.42	36.11	1:09.53
18	6	VERCAMMEN Xander		U18	ASP	30.63	38.90	1:09.53
20	31	SCHIPPERS Rik		U16	SRH	33.41	36.64	1:10.05
21	85	VANDEVELDE Theo		U18	CAS	35.51	34.57	1:10.08
22	25	BOCK Christophe		U18		34.46	35.87	1:10.33
23	36	LINSE CODINA Aleix		U16	SAR	34.38	36.14	1:10.52
24	35	HORTENSIUS Tom		U16	SRH	34.37	36.90	1:11.27
25	24	EVANS Emile		U21	CAR	34.25	37.26	1:11.51
26	37	DE DECKER Yoeri		U16	CAS	34.61	36.93	1:11.54
27	84	DECOCK Timothy		SEN	AST	36.09	35.96	1:12.05
28	32	VAN CEULEBROECK Dries		U16	SNV	35.73	36.93	1:12.66
29	87	LEE Dexter		U16	HEM	36.00	37.07	1:13.07
30	28	DEN BODE Luka		U16	SPR	35.58	37.85	1:13.43
31	45	KROL Peter		U16	SMN	35.95	37.51	1:13.46
32	38	HONDERS Tim		U16	WOL	35.87	37.62	1:13.49
33	49	DELAUDE Allan		U18	CAS	36.04	37.64	1:13.68
34	21	VAN DEN EYNDE Sam		U21	ZON	34.75	39.22	1:13.97
35	86	HIPP Luca		U18		36.32	38.23	1:14.55



Rank	Bib.	Name	Nation	Category	Club	Run 1	Run 2	Time
36	44	LEEK David		U16	SRH	39.28	36.35	1:15.63
37	108	LUKE Charlie		U16		37.55	39.05	1:16.60
38	43	VANDELDELDE Franklin		U14	CAS	37.39	39.25	1:16.64
39	39	LANGEVELD Sven		U16	OSR	39.43	37.89	1:17.32
40	83	DELIEVER Thibaut		U14	ICE	38.39	39.91	1:18.30
41	61	WERCKX Jarne		U14	SNV	39.41	39.15	1:18.56
42	70	RAPPAGLIOSI Alessio		U14	BSKI	39.46	39.33	1:18.79
43	54	DIJKSMAN Christopher		U14	SRD	38.60	40.24	1:18.84
44	58	WYFFELS Robin		U14	ASP	38.37	40.51	1:18.88
45	92	LINDFORS Nicolaj		U14		38.63	40.30	1:18.93
46	57	CASE Toby		U14	ASR	38.57	40.72	1:19.29
47	105	MARSHALL Jonathan		U14	EVO	39.06	40.49	1:19.55
48	64	HOOGENDOORN Boris		U14	HOO	38.61	41.26	1:19.87
49	103	LODER Edward		U18	HEM	39.30	40.74	1:20.04
50	68	CLOOSTERMANS Gianni		U16	AST	38.85	41.26	1:20.11
51	88	BAUWENS Nicolas		U18	sst	39.49	40.68	1:20.17
52	60	VONK Daniel		U14	SMN	37.32	43.56	1:20.88
53	93	HEGINBOTHAM Matthew		U16		39.41	42.23	1:21.64
54	53	MCDONALD-PROCTOR Richard		U18	HEM	40.20	42.67	1:22.87
55	80	LOUWERS Brent		U14	SMN	39.30	43.59	1:22.89
56	98	VANDOMME Maximiliaan		MAS	SNV	40.06	43.28	1:23.34
57	62	CANNAERTS Arthur		U14	ZON	41.08	42.37	1:23.45
58	66	JEURISSEN Jurre		U14	DES	41.16	42.41	1:23.57
59	99	CUNNINGHAM Jack		U14	EVO	38.73	45.54	1:24.27
60	74	LINDFORS William		U18		41.14	43.36	1:24.50
61	91	BENNETT Elliott		U14	LIO	41.32	43.27	1:24.59
62	77	BAETEN Viktor		U14	SNV	43.14	42.49	1:25.63
63	71	CLAES Justin		U16	ZON	42.06	43.80	1:25.86
64	59	THORNTON Luke		U18	LIO	41.88	44.53	1:26.41
65	97	WILLIAMS-GRAVENER David		U16	FLK	41.43	45.12	1:26.55
66	40	LEGRAND Jordy		U18	ZON	35.72	51.90	1:27.62
67	67	RASKIN Antoine		U14	PRO	43.82	44.02	1:27.84
68	112	RAMPTON Thomas		U14		42.80	46.19	1:28.99
69	76	SCHILTZ Alex		U14		45.01	45.83	1:30.84
70	96	DAVIES Alex		U14	CAR	43.89	47.06	1:30.95
71	104	ALDRED Samuel		U14	SMK	40.48	51.00	1:31.48
72	63	MESSENS Tom		U16	PRO	42.23	49.53	1:31.76
73	27	DE LAET Jeffrey		U18	BST	35.63	56.78	1:32.41
74	55	HJORT Andrew		MAS	LIO	45.34	47.26	1:32.60
75	94	LAMMENS Steven		MAS	SST	45.61	49.76	1:35.37
76	90	DUNNE Mikey		U14	MSR	48.28	47.28	1:35.56
77	95	DAVEY Nathan		U16	LIO	45.30	50.70	1:36.00
78	115	ROBERTS Thomas		U16		48.87	50.97	1:39.84
79	102	MCDONALD-PROCTOR William		U14	HEM	51.53	52.18	1:43.71
80	101	FESSEY Chiaran		U14		49.54	54.52	1:44.06
81	100	BACHNER Nico		U14		1:02.21	58.10	2:00.31

**Not classified**

Rank	Bib.	Name	Nation	Category	Club	Run 1	Run 2	Time
------	------	------	--------	----------	------	-------	-------	------

Did Not Start - Run 1 (9)

2		GARDET Benjamin		SEN	VAL			
14		ROSSUM Max van		U18	SPR			
30		TILLEMANS Hendrik		U16	SNV			
46		VOLMER Roan		U16	STD			
50		MAX CASTERMANS Malade		U18				
82		ANNYS Jasper		U16	2BE			
89		SIMON Arthur		U14	PRO			
111		MILLS Felix		U14				
113		LUNN Jake		U16				




Did Not Finish - Run 1 (11)

9		BOECKSTENS Sebastian		U21	AST			
23		KEMPENAERS Kristof		SEN	SNSP			
48		BOUMANS Santi		U16	SNV			
51		VAN WINDEN Niels		U14	STD			
52		DE JONGE Ties		U14	SMN			
72		CALDWELL Patrick		U16	HEM			
75		HUPPACH Josef		U14	PND			
78		WHITE Alex		U21	HEM			
79		DE KEIJZER Victor		U14	SMN			
81		CHERPION Maxence		U16	PRO			
106		RABEY Judson		U16	HEM			

Disqualified - Run 1 (2)

17		ALLDRIDGE James		SEN	SMK			Gate 1
56		DOUZE Jilles		U14	SMN			Gate 23

Did Not Finish - Run 2 (11)

26		VRIJ Julian		U16	SAR	33.46		
29		VAN STAA Stan		U16	SRD	35.68		
34		SCHOBBER Andy		U18	WOL	36.87		
47		SCHYNS Guillaume		U16	SOL	37.50		
65		ARIENS Jasper		U14	SRD	39.78		
69		CLAUS Gianluca		U21		38.54		
73		O'BRIEN Seamus		U14	SZR	39.06		
107		HUISMAN MURO Kaylan		U14		42.15		
109		NAYLOR Malcolm		MAS	MSR	52.11		
114		CLARK Thai		U16	DHO	49.79		
116		POLLITT Oliver		U14	AMB AMB	38.58		

Disqualified - Run 2 (2)

42		RASCAGNERES Thomas		U16	MSR	34.90		Gate 26
110		GROGAN Max		U16	K	42.00		Gate 5

## Lowlands Indoor Ski Championships 2015

### Indoor Lowland Championships

#### Special Slalom - GBR Only u10/u12 Girls

#### Official ranking

##### COMPETITION JURY

TECHNICAL DELEGATE	LEMEIRE Christophe	(BEL)
CHIEF OF RACE	DERKSEN Geertje	(NED)
REFEREE	JENKINS Lloyd	(GBR)
COURSE CHIEF	MEERBURG Jack	(NED)
START REFEREE	METTERS Derek	(GBR)
FINISH REFEREE	ROTHIER Peter	(NED)

##### 1st RUN

COURSESETTER	BALDWIN TJ	(GBR)
FORERUNNERS	- A - STEENSTRA Elke	(NED)
	- B - WILDT Dann de	(NED)
COURSE	SnowWorld Landgraaf	
GATES	41	
DIRECTIONS	40	
STARTING TIME	09h07	

##### 2nd RUN

	PERSYN Karen	(BEL)
- A -	STEENSTRA Elke	(NED)
	SnowWorld Landgraaf	
	41	
	40	
	12h50	

LIST n°514

Rank	Bib.	Reg No.	Name	Year	[Rank]	Category	Club	Run 1	Run 2	Time	Gap
1	3	22055	BALDWIN Caitlin	2006	(1)	U10 Girls	MSR	44.43	46.46	1:30.89	
2	8	20700	BENNETT Grace	2005	(1)	U12 Girls	LIO	44.52	50.66	1:35.18	4.29
3	7	20741	WALTON Mya	2004	(2)	U12 Girls	LIO	46.82	50.60	1:37.42	6.53

Technical Delegate

## Lowlands Indoor Ski Championships 2015

### Indoor Lowland Championships

#### Special Slalom - GBR only u10/u12 Boys

#### Official ranking

##### COMPETITION JURY

TECHNICAL DELEGATE	LEMEIRE Christophe	(BEL)
CHIEF OF RACE	DERKSEN Geertje	(NED)
REFEREE	JENKINS Lloyd	(GBR)
COURSE CHIEF	MEERBURG Jack	(NED)
START REFEREE	METTERS Derek	(GBR)
FINISH REFEREE	ROTHIER Peter	(NED)

##### 1st RUN

COURSESETTER	BALDWIN TJ	(GBR)
FORERUNNERS	- A - STEENSTRA Elke	(NED)
	- B - WILDT Daan de	(NED)
COURSE	SnowWorld Landgraaf	
GATES	41	
DIRECTIONS	40	
STARTING TIME	09h20	

##### 2nd RUN

	PERSYN Karen	(BEL)
- A -	STEENSTRA Elke	(NED)
- B -	WILDT Dann de	(NED)
COURSE	SnowWorld Landgraaf	
GATES	41	
DIRECTIONS	40	
STARTING TIME	13h02	

LIST n°514

Rank	Bib.	Reg No.	Name	Year	[Rank]	Category	Club	Run 1	Run 2	Time	Gap
1	53	21213	METHERINGHAM Zachary	2004	(1)	U12 Boys	SMK	37.61	39.10	1:16.71	
2	49	21666	ELLIS Lucas	2004	(2)	U12 Boys	LIO	37.93	39.49	1:17.42	0.71
3	55	21837	WOOLLEY Kieran	2005	(3)	U12 Boys	MID	38.94	39.04	1:17.98	1.27
4	47	21121	STANWAY Kayne	2005	(4)	U12 Boys	SMK	37.97	40.82	1:18.79	2.08
5	44	22123	SUNDIN Jacob	2006	(1)	U10 Boys	LIO	44.04	46.05	1:30.09	13.38
6	58	22452	BUSH Jacob	2005	(5)	U12 Boys	SMK	45.87	49.54	1:35.41	18.70
7	64	22125	BROWN Joseph	2004	(6)	U12 Boys	LIO	47.24	50.64	1:37.88	21.17
8	60	22453	BUSH Toby	2006	(2)	U10 Boys	SMK	55.20	57.15	1:52.35	35.64

Technical Delegate

## Lowlands Indoor Ski Championships 2015

### Indoor Lowland Championships

#### Special Slalom - GBR only Female

#### Penalty calculation

Rank	Bib.	Reg No.	Name	Category	Club	Points	Best 5	Race points
<b>Best 10 at finish</b>								
1	2	18913	LEE Francesca	U18	MSR	9.88	9.88	0.00
2	5	12570	ALLDRIDGE Amanda	SEN	SMK	0.00	0.00	15.49
3	54	19677	JACKSON Lois	U16	RAV	67.16	-	-
4	61	20256	DANENBERGSONS Shana	U16	HEM	82.99	-	-
5	33	20496	SCRANAGE-HARRISON Eleanor	U14	HEM	44.17	44.17	28.67
6	71	20971	HUGECC Nadine	U14	HEM	121.41	-	-
7	23	21355	TAPSELL Charlotte	U16	HEM	29.21	29.21	42.96
8	39	19531	DANIELS Daisy	U14	MSR	48.30	48.30	63.98
9	43	41692	WARD Olivia	U16	CAR	50.64	-	-
10	40	20840	SNOW Elise	U18	HEM	48.99	-	-

#### Best 5 at start

2	5	12570	ALLDRIDGE Amanda	SEN	SMK	0.00		
1	2	18913	LEE Francesca	U18	MSR	9.88		
7	23	21355	TAPSELL Charlotte	U16	HEM	29.21		
13	27	19781	POTTER Shannon	U16	MSR	33.89		
5	33	20496	SCRANAGE-HARRISON Eleanor	U14	HEM	44.17		

(DNF: Did Not Finish, DSQ: Disqualified)

#### TOTAL

(B) List points of best 5 at start	117.15		
(A) List points of the best 5 to finish in top 10		131.56	
(C) Race points of corresponding competitors			151.10
Calculated penalty (A + B - C) = 97.61 / 10			9.76
Correction value (Z)			0.00
Category adder			0.00
Applied penalty			9.76

Technical Delegate

## Lowlands Indoor Ski Championships 2015

### Indoor Lowland Championships

#### Special Slalom - GBR only Female

#### Official Ranking

##### COMPETITION JURY

TECHNICAL DELEGATE	LEMEIRE Christophe	(BEL)
CHIEF OF RACE	DERKSEN Geertje	(NED)
REFEREE	JENKINS Lloyd	(GBR)
COURSE CHIEF	MEERBURG Jack	(NED)
START REFEREE	METTERS Derek	(GBR)
FINISH REFEREE	ROTHIER Peter	(NED)

##### 1st RUN

COURSESETTER	TELLING Marc	(GBR)
FORERUNNERS	- A - WILDT Daan de	(NED)
COURSE	SnowWorld Landgraaf	
GATES	36	
DIRECTIONS	34	
STARTING TIME	09h40	

##### 2nd RUN

COURSESETTER	RYSZYK Rene	(LUX)
FORERUNNERS	- A - WILDT Daan de	(NED)
COURSE	SnowWorld Landgraaf	
GATES	36	
DIRECTIONS	34	
STARTING TIME	13h40	

LIST n°415 APPLIED PENALTY : 9.76

F = 720

Rank	Bib.	Reg No.	Name	Year	Category	(Rank)	Club	Run 1	Run 2	Time	Gap	Points
1	2	18913	LEE Francesca	1998	U18	(1)	MSR	* 34.98	* 36.59	1:11.57		0.00
2	5	12570	ALLDRIDGE Amanda	1991	SEN	(1)	SMK	* 34.95	* 38.16	1:13.11	1.54	15.49
3	54	19677	JACKSON Lois	2001	U16	(1)	RAV	* 36.16	* 37.83	1:13.99	2.42	24.35
4	61	20256	DANENBERGSONS Shana	2000	U16	(2)	HEM	* 35.65	* 38.36	1:14.01	2.44	24.55
5	33	20496	SCRANAGE-HARRISON Eleanor	2002	U14	(1)	HEM	* 36.23	* 38.19	1:14.42	2.85	28.67
6	71	20971	HUGEC Nadine	2002	U14	(2)	HEM	* 36.95	* 38.82	1:15.77	4.20	42.25
7	23	21355	TAPSELL Charlotte	2001	U16	(3)	HEM	* 36.71	* 39.13	1:15.84	4.27	42.96
8	39	19531	DANIELS Daisi	2002	U14	(3)	MSR	* 37.04	* 40.89	1:17.93	6.36	63.98
9	43	41692	WARD Olivia	2000	U16	(4)	CAR	* 37.40	* 40.55	1:17.95	6.38	64.18
10	40	20840	SNOW Elise	1999	U18	(2)	HEM	* 38.70	* 41.70	1:20.40	8.83	88.83
11	75	19275	GREAVES Rebecca	1999	U18	(3)	MSR	* 38.84	* 42.89	1:21.73	10.16	102.21
12	70	20639	WOODWARD Sarah	2001	U16	(5)	HEM	* 39.13	* 42.94	1:22.07	10.50	105.63
13	27	19781	POTTER Shannon	2001	U16	(6)	MSR	* 39.17	* 45.23	1:24.40	12.83	129.07
14	53	20317	WALTON Kirsten	2000	U16	(7)	LIO	* 41.96	* 45.65	1:27.61	16.04	161.36
15	77	20601	BURNS Madeleine	2001	U16	(8)	HEM	* 42.09	* 45.58	1:27.67	16.10	161.97
16	72	22127	PULLAN Aimee	2000	U16	(9)	LIO	* 46.85	* 42.70	1:29.55	17.98	180.88
17	74	19739	ROSE Rebecca	2002	U14	(4)	SMK	* 44.25	* 48.59	1:32.84	21.27	213.98
18	78	21800	RAMSDEN Grace	1998	U18	(4)		* 44.25	* 49.05	1:33.30	21.73	218.61
19	59	18617	HANCOCK Maxine	1997	U21	(1)	MID	* 43.51	* 49.83	1:33.34	21.77	219.01
20	83	22966	BULLOUGH Rosanagh	1999	U18	(5)	K	* 47.94	* 49.51	1:37.45	25.88	260.35
21	79	22774	WILLIAMS Jessica	1999	U18	(6)	MSR	* 47.67	* 52.94	1:40.61	29.04	292.14
22	80	22793	POWELL Emily	2000	U16	(10)	LIO	* 53.86	* 58.96	1:52.82	41.25	414.98

##### Did Not Start - Run 1 (1)

66	20833	CALDWELL Anna	2002	U14	HEM
----	-------	---------------	------	-----	-----

Technical Delegate

## Lowlands Indoor Ski Championships 2015

### Indoor Lowland Championships

#### Special Slalom - GBR only Male

#### Penalty calculation

Rank	Bib.	Reg No.	Name	Category	Club	Points	Best 5	Race points
<b>Best 10 at finish</b>								
1	1	14575	POTH Robert	U21	HEM	0.00	0.00	0.00
2	5	17467	TREBILCOCK Robert	SEN	HEM	12.02	12.02	54.39
3	24	41565	EVANS Emile	U21	CAR	41.94	41.94	93.64
4	87	20761	LEE Dexter	U16	HEM	103.20	-	-
5	108	21546	LUKE Charlie	U16		-	-	-
6	57	20262	CASE Toby	U14	ASR	78.50	78.50	145.00
7	105	36686	MARSHALL Jonathan	U14	EVO	253.14	-	-
8	103	20543	LODER Edward	U18	HEM	233.58	-	-
9	93	19125	HEGINBOTHAM Matthew	U16		136.72	-	-
10	53	20584	MCDONALD-PROCTOR Richard	U18	HEM	74.34	74.34	145.00

#### Best 5 at start

1	1	14575	POTH Robert	U21	HEM	0.00		
2	5	17467	TREBILCOCK Robert	SEN	HEM	12.02		
DSQ	17	12571	ALLDRIDGE James	SEN	SMK	30.82		
3	24	41565	EVANS Emile	U21	CAR	41.94		
DSQ	42	19569	RASCAGNERES Thomas	U16	MSR	55.48		

(DNF: Did Not Finish, DSQ: Disqualified)

#### TOTAL

(B) List points of best 5 at start	140.26		
(A) List points of the best 5 to finish in top 10		206.80	
(C) Race points of corresponding competitors			438.03
Calculated penalty (A + B - C) = -90.97 / 10			-9.10
Correction value (Z)			0.00
Category adder			0.00
Applied penalty			(-9.10) 0.00

Technical Delegate

## Lowlands Indoor Ski Championships 2015

### Indoor Lowland Championships

#### Special Slalom - GBR only Male

#### Official Ranking

##### COMPETITION JURY

TECHNICAL DELEGATE	LEMEIRE Christophe	(BEL)
CHIEF OF RACE	DERKSEN Geertje	(NED)
REFEREE	JENKINS Lloyd	(GBR)
COURSE CHIEF	MEERBURG Jack	(NED)
START REFEREE	METTERS Derek	(GBR)
FINISH REFEREE	ROTHIER Peter	(NED)

##### 1st RUN

COURSESETTER	TELLING Marc	(GBR)
FORERUNNERS	- A - WILDT Daan de	(NED)
COURSE	SnowWorld Landgraaf	
GATES	36	
DIRECTIONS	34	
STARTING TIME	09h40	

##### 2nd RUN

COURSESETTER	RYSDYK Rene	(LUX)
FORERUNNERS	- A - WILDT Daan de	(NED)
COURSE	SnowWorld Landgraaf	
GATES	36	
DIRECTIONS	34	
STARTING TIME	13h40	

LIST n°415 APPLIED PENALTY : 0.00

F = 720

Rank	Bib.	Reg No.	Name	Year	Category	(Rank)	Club	Run 1	Run 2	Time	Gap	Points
1	1	14575	POTH Robert	1997	U21	(1)	HEM	* 31.15	* 32.13	<b>1:03.28</b>		0.00
2	5	17467	TREBILCOCK Robert	1993	SEN	(1)	HEM	* 33.42	* 34.64	<b>1:08.06</b>	4.78	54.39
3	24	41565	EVANS Emile	1996	U21	(2)	CAR	* 34.25	* 37.26	<b>1:11.51</b>	8.23	93.64
4	87	20761	LEE Dexter	2000	U16	(1)	HEM	* 36.00	* 37.07	<b>1:13.07</b>	9.79	111.39
5	108	21546	LUKE Charlie	2000	U16	(2)		* 37.55	* 39.05	<b>1:16.60</b>	13.32	151.55
6	57	20262	CASE Toby	2002	U14	(1)	ASR	* 38.57	* 40.72	<b>1:19.29</b>	16.01	182.16
7	105	36686	MARSHALL Jonathan	2002	U14	(2)	EVO	* 39.06	* 40.49	<b>1:19.55</b>	16.27	185.12
8	103	20543	LODER Edward	1999	U18	(1)	HEM	* 39.30	* 40.74	<b>1:20.04</b>	16.76	190.70
9	93	19125	HEGINBOTHAM Matthew	2000	U16	(3)		* 39.41	* 42.23	<b>1:21.64</b>	18.36	208.90
10	53	20584	MCDONALD-PROCTOR Richard	1998	U18	(2)	HEM	* 40.20	* 42.67	<b>1:22.87</b>	19.59	222.90
11	99	22490	CUNNINGHAM Jack	2002	U14	(3)	EVO	* 38.73	* 45.54	<b>1:24.27</b>	20.99	238.82
12	91	19683	BENNETT Elliott	2003	U14	(4)	LIO	* 41.32	* 43.27	<b>1:24.59</b>	21.31	242.47
13	59	18652	THORNTON Luke	1998	U18	(3)	LIO	* 41.88	* 44.53	<b>1:26.41</b>	23.13	263.17
14	97	21103	WILLIAMS-GRAVENER David	2001	U16	(4)	FLK	* 41.43	* 45.12	<b>1:26.55</b>	23.27	264.77
15	112	21393	RAMPTON Thomas	2003	U14	(5)		* 42.80	* 46.19	<b>1:28.99</b>	25.71	292.53
16	96	41831	DAVIES Alex	2002	U14	(6)	CAR	* 43.89	* 47.06	<b>1:30.95</b>	27.67	314.83
17	104	22027	ALDRED Samuel	2002	U14	(7)	SMK	* 40.48	* 51.00	<b>1:31.48</b>	28.20	320.86
18	55	5370	HJORT Andrew	1965	MAS	(1)	LIO	* 45.34	* 47.26	<b>1:32.60</b>	29.32	333.60
19	90	20572	DUNNE Mikey	2002	U14	(8)	MSR	* 48.28	* 47.28	<b>1:35.56</b>	32.28	367.28
20	95	21152	DAVEY Nathan	2001	U16	(5)	LIO	* 45.30	* 50.70	<b>1:36.00</b>	32.72	372.29
21	115	21498	ROBERTS Thomas	2000	U16	(6)		* 48.87	* 50.97	<b>1:39.84</b>	36.56	415.98
22	102	20583	MCDONALD-PROCTOR William	2002	U14	(9)	HEM	* 51.53	* 52.18	<b>1:43.71</b>	40.43	460.01

##### Did Not Start - Run 1 (2)

111	22539	MILLS Felix	2002	U14
113	21517	LUNN Jake	2001	U16

##### Did Not Finish - Run 1 (4)

72	20832	CALDWELL Patrick	2000	U16	HEM
75	19458	HUPPACH Josef	2002	U14	PND
78	18467	WHITE Alex	1997	U21	HEM



**Lowlands Indoor Ski Championships 2015****Indoor Lowland Championships****Special Slalom - GBR only Male****Official Ranking**

Rank	Bib.	Reg No.	Name	Year	Category	(Rank) Club	Run 1	Run 2	Time	Gap	Points
	106	20122	<b>RABEY Judson</b>	2000	U16	HEM					

**Disqualified - Run 1 (1)**

	17	12571	<b>ALLDRIDGE James</b>	1988	SEN	SMK				Gate 1	
--	----	-------	------------------------	------	-----	-----	--	--	--	--------	--

**Did Not Finish - Run 2 (5)**

	73	19737	<b>O'BRIEN Seamus</b>	2002	U14	SZR	* 39.06				
	107	21050	<b>HUISMAN MURO Kaylan</b>	2003	U14		* 42.15				
	109	22902	<b>NAYLOR Malcolm</b>	1942	MAS	MSR	* 52.11				
	114	22552	<b>CLARK Thai</b>	2001	U16	DHO	* 49.79				
	116	20799	<b>POLLITT Oliver</b>	2003	U14	AMB AMB	* 38.58				

**Disqualified - Run 2 (2)**

	42	19569	<b>RASCAGNERES Thomas</b>	2000	U16	MSR	* 34.90			Gate 26	
	110	20816	<b>GROGAN Max</b>	2001	U16	K	* 42.00			Gate 5	

Technical Delegate