

Lowlands Indoor Ski Championships 2015

SnowWorld Cup

Special Slalom - u10/u12 Girls




















Medal List

Rank	Bib.	Name	Nation	Category	Club	Run 1	Run 2	Time
------	------	------	--------	----------	------	-------	-------	------

U10 Girls


1	70	VANDAELE Julie		U10 Girls	SNV	38.32	40.18	1:18.50
2	74	DORRE Lorena		U10 Girls	SMN	38.43	41.47	1:19.90
3	75	VAN DEN BERG Sterre		U10 Girls	SAR	40.10	42.35	1:22.45
4	51	BALDWIN Caitlin		U10 Girls	MSR	39.83	44.64	1:24.47
5	63	APPELS Anse		U10 Girls	SNV	40.31	44.25	1:24.56
6	77	VAN BURIK Maud		U10 Girls	RUC	41.39	43.27	1:24.66
7	78	LUTTEKES Marit		U10 Girls	SMN	40.58	44.48	1:25.06
8	76	SCHIPPER Evi		U10 Girls	WOL	42.09	44.27	1:26.36
9	65	BAUWENS Axelle		U10 Girls	SST	47.41	50.19	1:37.60
10	52	TEN RAA Lauren		U10 Girls		46.58	51.64	1:38.22

U12 Girls

1	55	BAKKER Lisanne		U12 Girls	SPR	34.19	37.22	1:11.41
2	56	KERKHOF Nore		U12 Girls	SNV	35.23	36.70	1:11.93
3	54	VAN PUYVELDE Naya		U12 Girls	SNV	35.44	36.86	1:12.30
4	66	RABOU Noa		U12 Girls	DES	36.10	38.49	1:14.59
5	61	ZIMNIK Luna		U12 Girls	SMN	35.27	39.52	1:14.79
6	67	MEIJER Inge		U12 Girls	SSD	35.78	39.07	1:14.85
7	64	DE BEST Sanne		U12 Girls	SRH	36.71	39.27	1:15.98
8	69	VAN KEULEN Esmee		U12 Girls	STD	36.78	39.89	1:16.67
9	60	VERDOOLD Kim		U12 Girls	SMN	36.54	40.26	1:16.80
10	71	VAN DEN BROEK Myrle		U12 Girls	SAR	37.49	39.90	1:17.39
11	72	VONK Elisa		U12 Girls	SMN	37.37	40.61	1:17.98
12	53	LAM Noa		U12 Girls	SAR	41.90	36.56	1:18.46
13	73	THUNG Jazzlynn		U12 Girls	SMN	37.96	41.22	1:19.18
14	80	TEN RAA Gwyneth		U12 Girls		39.77	42.43	1:22.20
15	59	VANDEWEYER Lisa		U12 Girls	SNV	40.71	42.31	1:23.02
16	62	VAN HASSEL Maité		U12 Girls	ZON	40.55	42.57	1:23.12
17	68	DUDAL Lore		U12 Girls	SNV	40.55	45.52	1:26.07
18	58	BENNETT Grace		U12 Girls	LIO	41.84	47.81	1:29.65
19	57	WALTON Mya		U12 Girls	LIO	44.84	49.90	1:34.74

Not classified

Disqualified - Run 1 (1)

79	BLOGG Valerie		U10 Girls	SPR				Gate 21
----	---------------	---	-----------	-----	--	--	--	---------

Lowlands Indoor Ski Championships 2015


SnowWorld Cup

Special Slalom - u10/u12 Girls

Medal List

Rank	Bib.	Name	Nation	Category	Club	Run 1	Run 2	Time
------	------	------	--------	----------	------	-------	-------	------

Did Not Start - Run 2 (1)

79	BLOGG	Valerie		U10 Girls	SPR			Gate 21
----	-------	---------	---	-----------	-----	--	--	---------

Lowlands Indoor Ski Championships 2015







SnowWorld Cup

Special Slalom - u10/u12 Boys
























Medal List






Rank	Bib.	Name	Nation	Category	Club	Run 1	Run 2	Time
------	------	------	--------	----------	------	-------	-------	------

U10 Boys

1	38	DENNEBOOM Djai		U10 Boys	SRH	37.45	38.77	1:16.22
2	36	BEEREN Floris		U10 Boys	SRH	37.48	39.97	1:17.45
3	26	BOUAS Christos		U10 Boys	SNV	37.20	40.80	1:18.00
4	42	PRAKKE Mats		U10 Boys	SMN	38.21	41.15	1:19.36
5	4	SUNDIN Jacob		U10 Boys	LIO	37.83	44.56	1:22.39
6	28	JAMIN Lukas		U10 Boys	SNV	40.47	42.45	1:22.92
7	41	GREEBE Kay		U10 Boys	SMN	40.96	42.70	1:23.66
8	32	APPELS Siebe		U10 Boys	SNV	41.33	45.20	1:26.53
9	1	LINDFORS Christan		U10 Boys		45.39	50.87	1:36.26
10	40	VANDEWEYER Matisse		U10 Boys	SNV	47.16	50.66	1:37.82
11	24	BUSH Toby		U10 Boys	SMK	51.46	54.11	1:45.57
12	43	BYNENS Damiaan		U10 Boys	SNV	54.95	1:03.46	1:58.41

U12 Boys

1	13	HOEKSMAN Jurjen		U12 Boys	SRH	33.47	35.56	1:09.03
2	2	KUYLEN Nando		U12 Boys	CAS	33.46	37.26	1:10.72
3	11	METHERINGHAM Zachary		U12 Boys	SMK	34.34	37.31	1:11.65
4	6	STANWAY Kayne		U12 Boys	SMK	34.58	37.35	1:11.93
5	27	SMIT Boaz		U12 Boys	ILP	34.95	37.27	1:12.22
6	10	ELLIS Lucas		U12 Boys	LIO	35.64	36.60	1:12.24
7	5	SMET Christophe		U12 Boys	CAS	34.65	37.61	1:12.26
8	15	WOOLLEY Kieran		U12 Boys	MID	35.90	36.38	1:12.28
9	18	LOSEKOOT Senne		U12 Boys	SPR	34.82	37.50	1:12.32
10	8	VOS Jesse		U12 Boys	STD	34.67	38.13	1:12.80
11	9	BOUAS Ioannis		U12 Boys	SNV	35.81	38.16	1:13.97
12	25	BAETEN Emiel		U12 Boys	SNV	35.52	38.49	1:14.01
13	16	VAN MARWIJK Marijn		U12 Boys	ILP	36.22	38.10	1:14.32
14	7	STEENSTRA Lars		U12 Boys	SRH	33.54	41.70	1:15.24
15	17	BYNENS Laurens		U12 Boys	SNV	36.88	38.38	1:15.26
16	23	DUVEKOT Youp		U12 Boys	SMN	36.00	39.76	1:15.76
17	31	BOLLEN Max		U12 Boys	SNV	37.30	39.20	1:16.50
18	33	GAAL Mats		U12 Boys	SMN	36.93	40.04	1:16.97
19	34	COPPELMANS Niels		U12 Boys	SNV	36.82	40.28	1:17.10
20	29	HENNAU Maxim		U12 Boys	SMN	37.04	40.61	1:17.65
21	35	KOOT Brian		U12 Boys	SMN	37.11	40.73	1:17.84
22	14	MAAS Jorrit		U12 Boys	ZON	39.99	42.95	1:22.94
23	12	RASKIN Simon		U12 Boys	PRO	40.60	42.68	1:23.28

Rank	Bib.	Name	Nation	Category	Club	Run 1	Run 2	Time
24	19	BUSH Jacob		U12 Boys	SMK	41.60	46.14	1:27.74
25	39	APPELS Seppe		U12 Boys	SNV	42.67	45.20	1:27.87
26	21	DESMET Leon-Remi		U12 Boys	ICE	39.38	50.72	1:30.10
27	20	BROWN Joseph		U12 Boys	LIO	39.96	55.81	1:35.77
28	44	SNEYERS Pieter-Jan		U12 Boys	SNV	54.25	55.83	1:50.08

Not classified**Disqualified - Run 1 (1)**

30	VOLMER Niels		U10 Boys	SSD		Gate 18
----	--------------	---	----------	-----	--	---------


Did Not Start - Run 2 (2)

30	VOLMER Niels		U10 Boys	SSD		Gate 18
37	DELIEVER Arnaud		U10 Boys	ICE	41.09	

Did Not Finish - Run 2 (1)

3	CLAUSING Mees		U12 Boys	SRD	33.75	
---	---------------	---	----------	-----	-------	--

Disqualified - Run 2 (1)

22	HUTTEN Luca		U10 Boys	SMN	36.45	Gate 23
----	-------------	---	----------	-----	-------	---------

Lowlands Indoor Ski Championships 2015

SnowWorld Cup

Special Slalom - Female

Official Ranking

Rank	Bib.	Reg No.	Name	Nation	Category	(Rank)	Club	Run 1	Run 2	Time	Gap
1	11	BEL51	MOLLIN Axelle		U16	(1)	CAS	34.50	35.53	1:10.03	
2	10	11297	BLOK Milou		U21	(1)	SRD	35.02	35.55	1:10.57	0.54
3	14	BEL62	KEMPENAERS Elle		U18	(1)	AST	35.15	35.48	1:10.63	0.60
4	4	11225	VAN DER HAAS Roxy		U18	(2)	SRH	35.64	36.18	1:11.82	1.79
5	9	10992	VAN SAASE Livvy		U21	(2)	IND	36.89	35.63	1:12.52	2.49
6	34	20496	SCRANAGE-HARRISON Eleanor		U14	(1)	HEM	36.19	36.90	1:13.09	3.06
7	13	12570	ALLDRIDGE Amanda		SEN	(1)	SMK	35.75	37.41	1:13.16	3.13
8	3	11253	KRUIS Bianca		U16	(2)	SRD	36.70	36.54	1:13.24	3.21
9	7	BEL56	VAN PUYVELDE Yuna		U16	(3)	SNV	36.46	36.84	1:13.30	3.27
10	2	18913	LEE Francesca		U18	(3)	MSR	36.11	37.74	1:13.85	3.82
11	62	20256	DANENBERGSONS Shana		U16	(4)	HEM	37.71	36.77	1:14.48	4.45
12	33	BEL46	VANDEBOGAERDE Amber		U14	(2)	ICE	37.21	37.72	1:14.93	4.90
13	55	19677	JACKSON Lois		U16	(5)	RAV	37.70	37.43	1:15.13	5.10
14	44	41692	WARD Olivia		U16	(6)	CAR	37.33	37.93	1:15.26	5.23
15	16	11154	SPOON Janna		U16	(7)	SRD	36.84	38.75	1:15.59	5.56
16	21	BEL53	ROGGEMAN Sara		U16	(8)	ASP	37.72	38.10	1:15.82	5.79
17	47	BEL59	DE WAEI Chiara		U18	(4)	CAS	38.21	38.64	1:16.85	6.82
18	26	11552	SCHIPPERS Nina		U14	(3)	SRH	37.42	39.66	1:17.08	7.05
19	73	20971	HUGEK Nadine		U14	(4)	HEM	38.35	38.82	1:17.17	7.14
20	31	11563	VAN VUUREN Sophie		U14	(5)	STD	38.46	39.56	1:18.02	7.99
20	29	BEL43	CAREMANS Jana		U14	(5)	ZON	39.06	38.96	1:18.02	7.99
22	23	11120	DAPPER Lian		U18	(5)	HOO	39.19	39.02	1:18.21	8.18
23	22	11210	LEKAHENA Tessa		U18	(6)	SRD	38.80	39.60	1:18.40	8.37
24	24	21355	TAPSELL Charlotte		U16	(9)	HEM	38.75	39.87	1:18.62	8.59
25	36	11620	VAN DOORNEN Hilde		U14	(7)	SRD	39.36	39.46	1:18.82	8.79
26	35	BEL65	ITALIAANDER Melanie		U21	(3)	SNV	38.61	40.31	1:18.92	8.89
27	8	11228	HEIJDEMANN Roosmieke		U16	(10)	SRH	38.54	41.42	1:19.96	9.93
28	6	11468	DEN OUDEN Nika		U18	(7)	SRD	38.41	41.64	1:20.05	10.02
29	42	BEL57	WERCKX Eline		U16	(11)	SNV	39.37	40.97	1:20.34	10.31
30	49	BEL40	VANHOVE Jessy		SEN	(2)	SNV	40.33	40.02	1:20.35	10.32
31	12	11356	GERRITSEN Chiara		U16	(12)	SRH	39.83	40.74	1:20.57	10.54
32	46	11570	BLOK Finn		U14	(8)	SRD	40.63	40.54	1:21.17	11.14
32	20	11521	VAN DER BURG Fleur		U18	(8)	WOL	39.66	41.51	1:21.17	11.14
34	18	11243	VAN WINSEN Britt		U16	(13)	WOL	39.25	42.74	1:21.99	11.96
35	32	BEL42	BOURBON Fien		U14	(9)	SNV	41.54	40.55	1:22.09	12.06
36	77	19275	GREAVES Rebecca		U18	(9)	MSR	40.73	41.65	1:22.38	12.35
37	41	20840	SNOW Elise		U18	(10)	HEM	40.23	42.18	1:22.41	12.38
38	71	20639	WOODWARD Sarah		U16	(14)	HEM	41.93	42.18	1:24.11	14.08
39	74	22127	PULLAN Aimee		U16	(15)	LIO	42.56	43.28	1:25.84	15.81
40	58	BEL44	PRAAST Birthe		U14	(10)	ASP	44.09	42.49	1:26.58	16.55
41	25	BEL54	SCHELFHAUT Ilana		U16	(16)	SNV	41.93	45.55	1:27.48	17.45
42	45	11390	VAN DER WAL Caelin		U14	(11)	SPR	42.33	45.30	1:27.63	17.60
43	56	BEL49	DE PREKER Estée		U16	(17)	S2BE	43.92	45.29	1:29.21	19.18
44	28	19781	POTTER Shannon		U16	(18)	MSR	42.67	46.70	1:29.37	19.34
45	51	11855	BERG Iris van de		U14	(12)	SAR	43.87	45.87	1:29.74	19.71
46	79	20601	BURNS Madeleine		U16	(19)	HEM	44.37	46.73	1:31.10	21.07
47	54	20317	WALTON Kirsten		U16	(20)	LIO	45.09	46.23	1:31.32	21.29
48	57	LUX20	GUBBINI Kim		U18	(11)		45.53	45.96	1:31.49	21.46

Rank	Bib.	Reg No.	Name	Nation	Category	(Rank)	Club	Run 1	Run 2	Time	Gap
49	53	BEL48	BOON Kato		U16	(21)	ZON	46.01	46.13	1:32.14	22.11
50	48	BEL55	THYS Kato		U16	(22)	ZON	45.51	47.84	1:33.35	23.32
51	63	LUX18	SCHILTZ Sarah		U16	(23)		46.04	47.52	1:33.56	23.53
52	40	19531	DANIELS Daisi		U14	(13)	MSR	50.92	42.79	1:33.71	23.68
53	66	LUX15	TEN RAA Joyce		U14	(14)		46.71	49.91	1:36.62	26.59
54	80	21800	RAMSDEN Grace		U18	(12)		48.36	48.92	1:37.28	27.25
55	38	11560	VOLMER Yara		U14	(15)	STD	47.43	51.09	1:38.52	28.49
56	75	BEL47	VANDESANDE Britt		U14	(16)	SST	46.90	52.51	1:39.41	29.38
57	76	19739	ROSE Rebecca		U14	(17)	SMK	46.59	54.14	1:40.73	30.70
58	84	BEL52	OPSOMER Nele		U16	(24)	ICE	50.62	51.26	1:41.88	31.85
59	81	22774	WILLIAMS Jessica		U18	(13)	MSR	53.14	55.62	1:48.76	38.73
60	82	22793	POWELL Emily		U16	(25)	LIO	56.40	55.36	1:51.76	41.73
61	37	11401	HOOGENBOOM Stephanie		U14	(18)	STD	47.00	1:06.73	1:53.73	43.70
62	78	LUX21	DIEDERICH Danièle		MAS	(1)		54.60	59.77	1:54.37	44.34
63	69	LUX16	VALENTINE Eleonor		U14	(19)		56.62	58.93	1:55.55	45.52
64	64	BEL60	DEWANDELEER Mathilde		U18	(14)	SKI2BE	55.39	1:00.23	1:55.62	45.59

Not classified

Did Not Start - Run 1 (3)

43	11801	TIMMERS Renate		U14	SAR
67	20833	CALDWELL Anna		U14	HEM
68	BEL45	SPOELDERS Noa		U14	ASP

Did Not Finish - Run 1 (7)

1	10918	MOLENAAR Britt		U21	SRH
30	BEL50	LAUREZ Amandine		U16	ICE
39	11695	LEWANDOWSKI-KATZ Amelie		U14	SMN
50	BEL58	BOON Jana		U18	ZON
52	LUX19	SCHILTZ Laura		U18	
59	BEL63	LAUREZ Margaux		U18	ICE
60	18617	HANCOCK Maxine		U21	MID

Disqualified - Run 1 (2)

65	LUX17	REINERT Veronique		U14		Gate 29
70	BEL67	VANDEVELDE Zoé		U21	CAS	Gate 41

Did Not Start - Run 2 (1)

15	BEL39	DECROIX Marjolein		SEN	ICE	36.32
----	-------	-------------------	--	-----	-----	-------

Did Not Finish - Run 2 (7)

5	10741	HENRICH Birgit		U21	SAR	32.85
17	BEL61	HENSGENS Luna		U18	SNSP	42.75
19	11114	BAKKEREN Naomi		U16	STD	39.10
27	BEL66	VAN DIJCK Lauke		U21	ZON	39.51
61	BEL41	BOUMANS Mayté		U14	SNV	44.01
83	22966	BULLOUGH Rosanagh		U18	K	53.37
85	BEL64	LEMAIRE Juliette		U18	SKI2BE	1:00.54

Technical Delegate

Lowlands Indoor Ski Championships 2015

SnowWorld Cup

Special Slalom - Male

Official Ranking

Rank	Bib.	Reg No.	Name	Nation	Category	(Rank)	Club	Run 1	Run 2	Time	Gap
1	8	BEL34	VERCAMMEN Xander		U18	(1)	ASP	30.87	31.25	1:02.12	
2	13	10981	ROSSUM Max van		U18	(2)	SPR	31.46	31.57	1:03.03	0.91
3	12	10873	SCHAAF Djordy		U18	(3)	SAR	31.65	31.87	1:03.52	1.40
4	3	14575	POTH Robert		U21	(1)	HEM	32.31	32.01	1:04.32	2.20
5	4	11088	GUNT LISBERGEN Youri		U21	(2)	SAR	32.41	32.61	1:05.02	2.90
6	20	BEL04	BASTIAENS Jorn		SEN	(1)	CAS	32.85	32.36	1:05.21	3.09
7	11	10827	BORSBOOM Olaf		U21	(3)	SAR	32.99	32.50	1:05.49	3.37
8	15	LUX06	OSCH Matthieu		U18	(4)		34.04	33.23	1:07.27	5.15
9	6	11057	VINK Daan		U18	(5)	SPR	33.72	34.56	1:08.28	6.16
10	16	BEL22	GRANDJEAN Eliot		U16	(1)	PRO	34.18	34.57	1:08.75	6.63
11	10	BEL37	TINLAND Leonardo		U21	(4)	BSKI	34.48	34.29	1:08.77	6.65
12	41	11607	SMAK Martijn		U16	(2)	SMN	34.43	34.40	1:08.83	6.71
13	2	BEL28	VAN DAELE Lennart		U16	(3)	SNV	34.63	34.56	1:09.19	7.07
14	31	11323	SCHIPPERS Rik		U16	(4)	SRH	34.29	35.23	1:09.52	7.40
14	18	11071	EMBREGTS Ferry		U18	(6)	SPR	35.15	34.37	1:09.52	7.40
16	22	11016	MOEHRING Roy		U18	(7)	SPR	35.32	34.87	1:10.19	8.07
17	36	12374	LINSE CODINA Aleix		U16	(5)	SAR	35.24	34.97	1:10.21	8.09
18	26	11562	VRIJ Julian		U16	(6)	SAR	34.93	35.29	1:10.22	8.10
19	35	11464	HORTENSUS Tom		U16	(7)	SRH	34.91	36.06	1:10.97	8.85
20	33	11141	MOL Sergey		U16	(8)	SPR	36.55	34.88	1:11.43	9.31
21	37	BEL21	DE DECKER Yoeri		U16	(9)	CAS	35.17	36.51	1:11.68	9.56
22	32	BEL27	VAN CEULEBROECK Dries		U16	(10)	SNV	35.42	37.02	1:12.44	10.32
23	87	20761	LEE Dexter		U16	(11)	HEM	36.82	35.88	1:12.70	10.58
24	25	LUX09	BOCK Christophe		U18	(8)		36.22	36.52	1:12.74	10.62
25	48	BEL17	BOUMANS Santi		U16	(12)	SNV	36.37	36.39	1:12.76	10.64
26	21	BEL38	VAN DEN EYNDE Sam		U21	(5)	ZON	35.36	37.45	1:12.81	10.69
27	85	BEL33	VANDELDELDE Theo		U18	(9)	CAS	36.87	36.19	1:13.06	10.94
28	45	11343	KROL Peter		U16	(13)	SMN	36.69	36.61	1:13.30	11.18
29	42	19569	RASCAGNERES Thomas		U16	(14)	MSR	36.14	37.64	1:13.78	11.66
30	49	BEL31	DELAUDE Allan		U18	(10)	CAS	36.64	37.68	1:14.32	12.20
31	39	11596	LANGEVELD Sven		U16	(15)	OSR	35.25	39.09	1:14.34	12.22
32	38	11229	HONDERS Tim		U16	(16)	WOL	37.46	37.12	1:14.58	12.46
33	17	12571	ALLDRIDGE James		SEN	(2)	SMK	37.75	37.22	1:14.97	12.85
34	40	BEL32	LEGRAND Jordy		U18	(11)	ZON	37.78	37.70	1:15.48	13.36
35	52	11723	DE JONGE Ties		U14	(1)	SMN	38.02	37.77	1:15.79	13.67
36	78	18467	WHITE Alex		U21	(6)	HEM	38.82	38.43	1:17.25	15.13
37	69	LUX11	CLAUS Gianluca		U21	(7)		38.25	39.17	1:17.42	15.30
38	60	11429	VONK Daniel		U14	(2)	SMN	39.41	38.71	1:18.12	16.00
39	114	21546	LUKE Charlie		U16	(17)		38.34	40.02	1:18.36	16.24
40	47	BEL25	SCHYNS Guillaume		U16	(18)	SOL	38.89	39.57	1:18.46	16.34
41	70	BEL11	RAPPAGLIOSI Alessio		U14	(3)	BSKI	38.85	40.19	1:19.04	16.92
42	84	BEL05	DECOCK Timothy		SEN	(3)	AST	41.63	37.84	1:19.47	17.35
43	79	12418	DE KEIJZER Victor		U14	(4)	SMN	40.16	40.04	1:20.20	18.08
44	107	36686	MARSHALL Jonathan		U14	(5)	EVO	40.77	39.59	1:20.36	18.24
45	65	11517	ARIENS Jasper		U14	(6)	SRD	40.74	40.33	1:21.07	18.95
46	105	20543	LODER Edward		U18	(12)	HEM	41.85	40.22	1:22.07	19.95
47	91	19683	BENNETT Elliott		U14	(7)	LIO	40.54	41.74	1:22.28	20.16
48	83	BEL10	DELIEVER Thibaut		U14	(8)	ICE	41.91	41.58	1:23.49	21.37

Rank	Bib.	Reg No.	Name	Nation	Category	(Rank)	Club	Run 1	Run 2	Time	Gap
49	53	20584	MCDONALD-PROCTOR Richard		U18	(13)	HEM	41.71	42.18	1:23.89	21.77
50	92	LUX05	LINDFORS Nicolaj		U14	(9)		41.41	42.68	1:24.09	21.97
51	80	11898	LOUWERS Brent		U14	(10)	SMN	43.18	41.15	1:24.33	22.21
52	74	LUX08	LINDFORS William		U18	(14)		42.05	42.80	1:24.85	22.73
53	43	BEL14	VANDELDELDE Franklin		U14	(11)	CAS	43.08	41.81	1:24.89	22.77
54	57	20262	CASE Toby		U14	(12)	ASR	46.69	38.23	1:24.92	22.80
55	108	20122	RABEY Judson		U16	(19)	HEM	45.65	40.16	1:25.81	23.69
56	93	19125	HEGINBOTHAM Matthew		U16	(20)		42.27	43.64	1:25.91	23.79
57	77	BEL08	BAETEN Viktor		U14	(13)	SNV	43.23	43.94	1:27.17	25.05
58	100	BEL03	VANDOMME Maximiliaan		MAS	(1)	SNV	44.64	43.20	1:27.84	25.72
59	112	21050	HUISMAN MURO Kaylan		U14	(14)		45.68	44.77	1:30.45	28.33
60	111	20816	GROGAN Max		U16	(21)	K	45.57	45.05	1:30.62	28.50
61	113	21393	RAMPTON Thomas		U14	(15)		47.27	43.95	1:31.22	29.10
62	94	BEL01	LAMMENS Steven		MAS	(2)	SST	45.10	46.68	1:31.78	29.66
63	68	BEL20	CLOOSTERMANS Gianni		U16	(22)	AST	45.07	48.43	1:33.50	31.38
64	96	41831	DAVIES Alex		U14	(16)	CAR	45.71	47.83	1:33.54	31.42
65	90	20572	DUNNE Mikey		U14	(17)	MSR	45.13	50.20	1:35.33	33.21
66	55	5370	HJORT Andrew		MAS	(3)	LIO	45.63	50.32	1:35.95	33.83
67	81	BEL18	CHERPION Maxence		U16	(23)	PRO	41.96	55.41	1:37.37	35.25
68	95	21152	DAVEY Nathan		U16	(24)	LIO	48.38	50.51	1:38.89	36.77
69	115	21498	ROBERTS Thomas		U16	(25)		49.38	49.90	1:39.28	37.16
70	71	BEL19	CLAES Justin		U16	(26)	ZON	44.06	57.77	1:41.83	39.71
71	54	11522	DIJKSMAN Christopher		U14	(18)	SRD	1:05.70	41.68	1:47.38	45.26
72	103	LUX03	FESSEY Chiaran		U14	(19)		55.75	52.45	1:48.20	46.08
73	116	22552	CLARK Thai		U16	(27)	DHO	51.09	59.96	1:51.05	48.93
74	118	22902	NAYLOR Malcolm		MAS	(4)	MSR	54.52	56.79	1:51.31	49.19
75	102	LUX02	BACHNER Nico		U14	(20)		55.59	59.16	1:54.75	52.63
76	117	22539	MILLS Felix		U14	(21)		56.88	59.90	1:56.78	54.66
77	104	20583	MCDONALD-PROCTOR William		U14	(22)	HEM	56.44	1:23.54	2:19.98	1:17.86



Not classified

Did Not Start - Run 1 (11)

1	BEL02	VAN DEN BOGAERT Jerke		MAS	BST
23	BEL07	KEMPENAERS Kristof		SEN	SNSP
30	BEL26	TILLEMANS Hendrik		U16	SNV
34	11799	SCHOBER Andy		U18	WOL
46	11326	VOLMER Roan		U16	STD
50	LUX10	MAX CASTERMANS Malade		U18	
82	BEL94	ANNYS Jasper		U16	2BE
89	BEL13	SIMON Arthur		U14	PRO
98	45220	INGLE Matthew		MAS	NW
109	22318	CROMPTON Harry		U14	BSA
110	21517	LUNN Jake		U16	

Did Not Finish - Run 1 (10)

5	BEL35	BOECKSTENS Sebastian		U21	AST
14	BEL23	LEFEVRE Basile		U16	PRO
24	41565	EVANS Emile		U21	CAR
72	20832	CALDWELL Patrick		U16	HEM
73	19737	O'BRIEN Seamus		U14	SZR
76	LUX04	SCHILTZ Alex		U14	
86	LUX07	HIPP Luca		U18	
88	BEL29	BAUWENS Nicolas		U18	SST

Rank	Bib.	Reg No.	Name	Nation	Category	(Rank) Club	Run 1	Run 2	Time	Gap
	101	22490	CUNNINGHAM Jack		U14	EVO				
	106	22027	ALDRED Samuel		U14	SMK				



Disqualified - Run 1 (6)

	44	11777	LEEK David		U16	SRH				Gate 18
	56	11590	DOUZE Jilles		U14	SMN				Gate 41
	62	BEL09	CANNAERTS Arthur		U14	ZON				Gate 9
	63	BEL24	MESSENS Tom		U16	PRO				Gate 9
	66	11888	JEURISSEN Jurre		U14	DES				Gate 9
	67	BEL12	RASKIN Antoine		U14	PRO				Gate 5

Did Not Finish - Run 2 (12)

	7	17467	TREBILCOCK Robert		SEN	HEM	33.60			
	9	BEL36	SCHILDERMANS Steve		U21	SNV	34.61			
	19	11013	VAN KEULEN Jurian		U18	SRH	33.75			
	27	BEL30	DE LAET Jeffrey		U18	BST	37.38			
	28	11334	DEN BODE Luka		U16	SPR	35.60			
	29	11156	VAN STAA Stan		U16	SRD	37.71			
	58	BEL16	WYFFELS Robin		U14	ASP	38.36			
	59	18652	THORNTON Luke		U18	LIO	41.77			
	61	BEL15	WERCKX Jarne		U14	SNV	41.05			
	75	19458	HUPPACH Josef		U14	PND	38.15			
	97	20799	POLLITT Oliver		U14	AMB AMB	39.46			
	99	21103	WILLIAMS-GRAVENER David		U16	FLK	41.78			

Disqualified - Run 2 (2)

	51	11381	VAN WINDEN Niels		U14	STD	36.25			Gate 9
	64	11815	HOOGENDOORN Boris		U14	HOO	41.02			Gate 6

Lowlands Indoor Ski Championships 2015

SnowWorld Cup

Special Slalom - GBR only u10/u12 Girls

Official ranking

COMPETITION JURY

TECHNICAL DELEGATE	LEMEIRE Christophe	(BEL)
CHIEF OF RACE	DERKSEN Geertje	(NED)
REFEREE	JENKINS Lloyd	(GBR)
COURSE CHIEF	MEERBURG Jack	(NED)
START REFEREE	METTERS Derek	(GBR)
FINISH REFEREE	ROTHIER Peter	(NED)

1st RUN

COURSESETTER	OSCH Gilles	(LUX)
FORERUNNERS	- A - STEENSTRA Elke	(NED)
	- B - WILDT Dann de	(NED)
COURSE	SnowWorld Landgraaf	
GATES	37	
STARTING TIME	10h25	

2nd RUN

	WITVLIET Stefan	(NED)
- A -	STEENSTRA Elke	(NED)
- B -	WILDT Daan de	(NED)
COURSE	SnowWorld Landgraaf	
GATES	37	
STARTING TIME	13h22	

LIST n°415

Rank	Bib.	Reg No.	Name	Year	Rank	Category	Club	Run 1	Run 2	Time	Gap
1	51	22055	BALDWIN Caitlin	2006	(1)	U10 Girls	MSR	39.83	44.64	1:24.47	
2	58	20700	BENNETT Grace	2005	(1)	U12 Girls	LIO	41.84	47.81	1:29.65	5.18
3	57	20741	WALTON Mya	2004	(2)	U12 Girls	LIO	44.84	49.90	1:34.74	10.27

Technical Delegate



Lowlands Indoor Ski Championships 2015 SnowWorld Cup

Special Slalom - GBR only u10/u12 Boys

Official ranking

COMPETITION JURY

TECHNICAL DELEGATE	LEMEIRE Christophe	(BEL)
CHIEF OF RACE	DERKSEN Geertje	(NED)
REFEREE	JENKINS Lloyd	(GBR)
COURSE CHIEF	MEERBURG Jack	(NED)
START REFEREE	METTERS Derek	(GBR)
FINISH REFEREE	ROTHIER Peter	(NED)

1st RUN

COURSESETTER	OSCH Gilles	(LUX)
FORERUNNERS	- A - STEENSTRA Elke	(NED)
	- B - WILDT Daan de	(NED)
COURSE	SnowWorld Landgraaf	
GATES	37	
STARTING TIME	10h03	

2nd RUN

	WITVLIET Stefan	(NED)
- A -	STEENSTRA Elke	(NED)
- B -	WILDT Daan de	(NED)
COURSE	SnowWorld Landgraaf	
GATES	37	
STARTING TIME	13h56	

LIST n°514

Rank	Bib.	Reg No.	Name	Year	Rank	Category	Club	Run 1	Run 2	Time	Gap
1	11	21213	METHERINGHAM Zachary	2004	(1)	U12 Boys	SMK	34.34	37.31	1:11.65	
2	6	21121	STANWAY Kayne	2005	(2)	U12 Boys	SMK	34.58	37.35	1:11.93	0.28
3	10	21666	ELLIS Lucas	2004	(3)	U12 Boys	LIO	35.64	36.60	1:12.24	0.59
4	15	21837	WOOLLEY Kieran	2005	(4)	U12 Boys	MID	35.90	36.38	1:12.28	0.63
5	4	22123	SUNDIN Jacob	2006	(1)	U10 Boys	LIO	37.83	44.56	1:22.39	10.74
6	19	22452	BUSH Jacob	2005	(5)	U12 Boys	SMK	41.60	46.14	1:27.74	16.09
7	20	22125	BROWN Joseph	2004	(6)	U12 Boys	LIO	39.96	55.81	1:35.77	24.12
8	24	22453	BUSH Toby	2006	(2)	U10 Boys	SMK	51.46	54.11	1:45.57	33.92

Technical Delegate

Lowlands Indoor Ski Championships 2015

SnowWorld Cup

Special Slalom - GBR only Female

Penalty calculation

Rank	Bib.	Reg No.	Name	Category	Club	Points	Best 5	Race points
Best 10 at finish								
1	34	20496	SCRANAGE-HARRISON Eleanor	U14	HEM	44.17	44.17	0.00
2	13	12570	ALLDRIDGE Amanda	SEN	SMK	0.00	0.00	0.69
3	2	18913	LEE Francesca	U18	MSR	9.88	9.88	7.49
4	62	20256	DANENBERGSONS Shana	U16	HEM	82.99	-	-
5	55	19677	JACKSON Lois	U16	RAV	67.16	-	-
6	44	41692	WARD Olivia	U16	CAR	50.64	-	-
7	73	20971	HUGEK Nadine	U14	HEM	121.41	-	-
8	24	21355	TAPSELL Charlotte	U16	HEM	29.21	29.21	54.48
9	77	19275	GREAVES Rebecca	U18	MSR	172.97	-	-
10	41	20840	SNOW Elise	U18	HEM	48.99	48.99	91.81

Best 5 at start

2	13	12570	ALLDRIDGE Amanda	SEN	SMK	0.00		
3	2	18913	LEE Francesca	U18	MSR	9.88		
8	24	21355	TAPSELL Charlotte	U16	HEM	29.21		
13	28	19781	POTTER Shannon	U16	MSR	33.89		
1	34	20496	SCRANAGE-HARRISON Eleanor	U14	HEM	44.17		

(DNF: Did Not Finish, DSQ: Disqualified)

TOTAL

(B) List points of best 5 at start	117.15		
(A) List points of the best 5 to finish in top 10		132.25	
(C) Race points of corresponding competitors			154.47
Calculated penalty (A + B - C) = 94.93 / 10	9.49		
Correction value (Z)	0.00		
Category adder	0.00		
Applied penalty	9.49		

Technical Delegate

Lowlands Indoor Ski Championships 2015

SnowWorld Cup

Special Slalom - GBR only Female

Official Ranking

COMPETITION JURY

TECHNICAL DELEGATE	LEMEIRE Christophe	(BEL)
CHIEF OF RACE	DERKSEN Geertje	(NED)
REFEREE	JENKINS Lloyd	(GBR)
COURSE CHIEF	MEERBURG Jack	(NED)
START REFEREE	METTERS Derek	(GBR)
FINISH REFEREE	ROTTHIER Peter	(NED)

1st RUN

COURSESETTER	STAPPERS Erk	(BEL)
FORERUNNERS	- A - WILDT Daan de	(NED)
COURSE	SnowWorld Landgraaf	
GATES	41	
DIRECTIONS	40	
STARTING TIME	10h54	

2nd RUN

COURSESETTER	OSCH Gilles	(LUX)
FORERUNNERS	- A - WILDT Daan de	(NED)
COURSE	SnowWorld Landgraaf	
GATES	41	
DIRECTIONS	40	
STARTING TIME	14h43	

LIST n°415 APPLIED PENALTY : 9.49

F = 720

Rank	Bib.	Reg No.	Name	Year	Category	(Rank)	Club	Run 1	Run 2	Time	Gap	Points
1	34	20496	SCRANAGE-HARRISON Eleanor	2002	U14	(1)	HEM	* 36.19	* 36.90	1:13.09		0.00
2	13	12570	ALLDRIDGE Amanda	1991	SEN	(1)	SMK	* 35.75	* 37.41	1:13.16	0.07	0.69
3	2	18913	LEE Francesca	1998	U18	(1)	MSR	* 36.11	* 37.74	1:13.85	0.76	7.49
4	62	20256	DANENBERGSONS Shana	2000	U16	(1)	HEM	* 37.71	* 36.77	1:14.48	1.39	13.69
5	55	19677	JACKSON Lois	2001	U16	(2)	RAV	* 37.70	* 37.43	1:15.13	2.04	20.10
6	44	41692	WARD Olivia	2000	U16	(3)	CAR	* 37.33	* 37.93	1:15.26	2.17	21.38
7	73	20971	HUGEC Nadine	2002	U14	(2)	HEM	* 38.35	* 38.82	1:17.17	4.08	40.19
8	24	21355	TAPSELL Charlotte	2001	U16	(4)	HEM	* 38.75	* 39.87	1:18.62	5.53	54.48
9	77	19275	GREAVES Rebecca	1999	U18	(2)	MSR	* 40.73	* 41.65	1:22.38	9.29	91.51
10	41	20840	SNOW Elise	1999	U18	(3)	HEM	* 40.23	* 42.18	1:22.41	9.32	91.81
11	71	20639	WOODWARD Sarah	2001	U16	(5)	HEM	* 41.93	* 42.18	1:24.11	11.02	108.56
12	74	22127	PULLAN Aimee	2000	U16	(6)	LIO	* 42.56	* 43.28	1:25.84	12.75	125.60
13	28	19781	POTTER Shannon	2001	U16	(7)	MSR	* 42.67	* 46.70	1:29.37	16.28	160.37
14	79	20601	BURNS Madeleine	2001	U16	(8)	HEM	* 44.37	* 46.73	1:31.10	18.01	177.41
15	54	20317	WALTON Kirsten	2000	U16	(9)	LIO	* 45.09	* 46.23	1:31.32	18.23	179.58
16	40	19531	DANIELS Daisy	2002	U14	(3)	MSR	* 50.92	* 42.79	1:33.71	20.62	203.12
17	80	21800	RAMSDEN Grace	1998	U18	(4)		* 48.36	* 48.92	1:37.28	24.19	238.29
18	76	19739	ROSE Rebecca	2002	U14	(4)	SMK	* 46.59	* 54.14	1:40.73	27.64	272.28
19	81	22774	WILLIAMS Jessica	1999	U18	(5)	MSR	* 53.14	* 55.62	1:48.76	35.67	351.38
20	82	22793	POWELL Emily	2000	U16	(10)	LIO	* 56.40	* 55.36	1:51.76	38.67	380.93

Did Not Start - Run 1 (1)

67	20833	CALDWELL Anna	2002	U14	HEM
----	-------	---------------	------	-----	-----

Did Not Finish - Run 1 (1)

60	18617	HANCOCK Maxine	1997	U21	MID
----	-------	----------------	------	-----	-----

Did Not Finish - Run 2 (1)

83	22966	BULLOUGH Rosanagh	1999	U18	K	* 53.37
----	-------	-------------------	------	-----	---	---------

Technical Delegate

Lowlands Indoor Ski Championships 2015

SnowWorld Cup

Special Slalom - GBR only Male

Penalty calculation

Rank	Bib.	Reg No.	Name	Category	Club	Points	Best 5	Race points
Best 10 at finish								
1	3	14575	POTH Robert	U21	HEM	0.00	0.00	0.00
2	87	20761	LEE Dexter	U16	HEM	103.20	-	-
3	42	19569	RASCAGNERES Thomas	U16	MSR	55.48	55.48	105.90
4	17	12571	ALLDRIDGE James	SEN	SMK	30.82	30.82	119.22
5	78	18467	WHITE Alex	U21	HEM	94.72	94.72	144.74
6	114	21546	LUKE Charlie	U16		-	-	-
7	107	36686	MARSHALL Jonathan	U14	EVO	253.14	-	-
8	105	20543	LODER Edward	U18	HEM	233.58	-	-
9	91	19683	BENNETT Elliott	U14	LIO	124.46	-	-
10	53	20584	MCDONALD-PROCTOR Richard	U18	HEM	74.34	74.34	219.07

Best 5 at start

1	3	14575	POTH Robert	U21	HEM	0.00		
DNF	7	17467	TREBILCOCK Robert	SEN	HEM	12.02		
4	17	12571	ALLDRIDGE James	SEN	SMK	30.82		
DNF	24	41565	EVANS Emile	U21	CAR	41.94		
3	42	19569	RASCAGNERES Thomas	U16	MSR	55.48		

(DNF: Did Not Finish, DSQ: Disqualified)

TOTAL

(B) List points of best 5 at start	140.26	
(A) List points of the best 5 to finish in top 10		255.36
(C) Race points of corresponding competitors		588.93
Calculated penalty (A + B - C) = -193.31 / 10	-19.33	
Correction value (Z)	0.00	
Category adder	0.00	
Applied penalty	(-19.33)	5.00

Technical Delegate

Lowlands Indoor Ski Championships 2015

SnowWorld Cup

Special Slalom - GBR only Male

Official Ranking

COMPETITION JURY

TECHNICAL DELEGATE	LEMEIRE Christophe	(BEL)
CHIEF OF RACE	DERKSEN Geertje	(NED)
REFEREE	JENKINS Lloyd	(GBR)
COURSE CHIEF	MEERBURG Jack	(NED)
START REFEREE	METTERS Derek	(GBR)
FINISH REFEREE	ROTHIER Peter	(NED)

1st RUN

COURSESETTER	STAPPERS Erk	(BEL)
FORERUNNERS	- A - WILDT Daan de	(NED)
COURSE	SnowWorld Landgraaf	
GATES	41	
DIRECTIONS	40	
STARTING TIME	11h38	

2nd RUN

COURSESETTER	OSCH Gilles	(LUX)
FORERUNNERS	- A - WILDT Daan de	(NED)
COURSE	SnowWorld Landgraaf	
GATES	41	
DIRECTIONS	10	
STARTING TIME	15h24	

LIST n°415 APPLIED PENALTY : 5.00

F = 720

Rank	Bib.	Reg No.	Name	Year	Category	(Rank)	Club	Run 1	Run 2	Time	Gap	Points
1	3	14575	POTH Robert	1997	U21	(1)	HEM	* 32.31	* 32.01	1:04.32		0.00
2	87	20761	LEE Dexter	2000	U16	(1)	HEM	* 36.82	* 35.88	1:12.70	8.38	93.81
3	42	19569	RASCAGNERES Thomas	2000	U16	(2)	MSR	* 36.14	* 37.64	1:13.78	9.46	105.90
4	17	12571	ALLDRIDGE James	1988	SEN	(1)	SMK	* 37.75	* 37.22	1:14.97	10.65	119.22
5	78	18467	WHITE Alex	1997	U21	(2)	HEM	* 38.82	* 38.43	1:17.25	12.93	144.74
6	114	21546	LUKE Charlie	2000	U16	(3)		* 38.34	* 40.02	1:18.36	14.04	157.16
7	107	36686	MARSHALL Jonathan	2002	U14	(1)	EVO	* 40.77	* 39.59	1:20.36	16.04	179.55
8	105	20543	LODER Edward	1999	U18	(1)	HEM	* 41.85	* 40.22	1:22.07	17.75	198.69
9	91	19683	BENNETT Elliott	2003	U14	(2)	LIO	* 40.54	* 41.74	1:22.28	17.96	201.04
10	53	20584	MCDONALD-PROCTOR Richard	1998	U18	(2)	HEM	* 41.71	* 42.18	1:23.89	19.57	219.07
11	57	20262	CASE Toby	2002	U14	(3)	ASR	* 46.69	* 38.23	1:24.92	20.60	230.60
12	108	20122	RABEY Judson	2000	U16	(4)	HEM	* 45.65	* 40.16	1:25.81	21.49	240.56
13	93	19125	HEGINBOTHAM Matthew	2000	U16	(5)		* 42.27	* 43.64	1:25.91	21.59	241.68
14	112	21050	HUISMAN MURO Kaylan	2003	U14	(4)		* 45.68	* 44.77	1:30.45	26.13	292.50
15	111	20816	GROGAN Max	2001	U16	(6)	K	* 45.57	* 45.05	1:30.62	26.30	294.40
16	113	21393	RAMPTON Thomas	2003	U14	(5)		* 47.27	* 43.95	1:31.22	26.90	301.12
17	96	41831	DAVIES Alex	2002	U14	(6)	CAR	* 45.71	* 47.83	1:33.54	29.22	327.09
18	90	20572	DUNNE Mikey	2002	U14	(7)	MSR	* 45.13	* 50.20	1:35.33	31.01	347.13
19	55	5370	HJORT Andrew	1965	MAS	(1)	LIO	* 45.63	* 50.32	1:35.95	31.63	354.07
20	95	21152	DAVEY Nathan	2001	U16	(7)	LIO	* 48.38	* 50.51	1:38.89	34.57	386.98
21	115	21498	ROBERTS Thomas	2000	U16	(8)		* 49.38	* 49.90	1:39.28	34.96	391.34
22	116	22552	CLARK Thai	2001	U16	(9)	DHO	* 51.09	* 59.96	1:51.05	46.73	523.10
23	118	22902	NAYLOR Malcolm	1942	MAS	(2)	MSR	* 54.52	* 56.79	1:51.31	46.99	526.01
24	117	22539	MILLS Felix	2002	U14	(8)		* 56.88	* 59.90	1:56.78	52.46	587.24
25	104	20583	MCDONALD-PROCTOR William	2002	U14	(9)	HEM	* 56.44	* 1:23.54	2:19.98	1:15.66	846.94

Did Not Start - Run 1 (3)

98	45220	INGLE Matthew	1969	MAS	NW
109	22318	CROMPTON Harry	2002	U14	BSA
110	21517	LUNN Jake	2001	U16	

Lowlands Indoor Ski Championships 2015**SnowWorld Cup****Special Slalom - GBR only Male****Official Ranking**

Rank	Bib.	Reg No.	Name	Year	Category	(Rank) Club	Run 1	Run 2	Time	Gap	Points
------	------	---------	------	------	----------	-------------	-------	-------	------	-----	--------

Did Not Finish - Run 1 (5)

24	41565	EVANS Emile	1996	U21		CAR					
72	20832	CALDWELL Patrick	2000	U16		HEM					
73	19737	O'BRIEN Seamus	2002	U14		SZR					
101	22490	CUNNINGHAM Jack	2002	U14		EVO					
106	22027	ALDRED Samuel	2002	U14		SMK					

Did Not Finish - Run 2 (5)

7	17467	TREBILCOCK Robert	1993	SEN		HEM	* 33.60				
59	18652	THORNTON Luke	1998	U18		LIO	* 41.77				
75	19458	HUPPACH Josef	2002	U14		PND	* 38.15				
97	20799	POLLITT Oliver	2003	U14		AMB AMB	* 39.46				
99	21103	WILLIAMS-GRAVENER David	2001	U16		FLK	* 41.78				

Technical Delegate