



Vikings Club National 2015
Suffolk Ski Centre
Special Slalom - Girls & Boys (U12,s)
Final Ranking U12/10

COMPETITION JURY

TECHNICAL DELEGATE	INSTONE Maude	(GBR)
CHIEF OF RACE	SHELLEY Chris	(VIK)
REFEREE	WRIGHT Bernard	(ERSA)
COURSE CHIEF	Suffolk Ski Centre	(SUF)

WEATHER

CONDITIONS	Wet, Windy, Fast
SNOW	??????
AIR TEMPERATURE	START : 16.0 °C
	FINISH : 16.0 °C

1st RUN**2nd RUN**

COURSESETTER FORERUNNERS	TROUNG Foo	(VIK)	TROUNG Foo	(VIK)
	- A - BURROUGHS George	(NOR)	- A - BURROUGHS George	(NOR)
	- B - BALDWIN Thomas	(EVO)	- B - BALDWIN Thomas	(EVO)
	- C - RICHES Stuart	(AMB)	- C - RICHES Stuart	(AMB)
COURSE	Suffolk Ski Centre		Suffolk Ski Centre	
START	40 m		40 m	
FINISH	12 m		12 m	
DROP	28 m		28 m	
LENGTH	180 m		180 m	
HOMOLOGATION	CN GP PS 20-Jun-2020		CN GP PS 20-Jun-2020	
GATES	13		13	
DIRECTIONS	13		13	
STARTING TIME	1050		1050	

LIST n°143

Rank	Bib.	Year	Rank	Cat	Name	Club	====	Run-1	Run-2	Run-3	Time	Gap
------	------	------	------	-----	------	------	------	-------	-------	-------	------	-----

=== GIRLS ===

1	85	2004	(1)	U12	TRUST Emma	ASR			15.00	14.62	14.62	
2	86	2005	(2)	U12	BARTLETT Honor	VIK		15.22	14.95	15.21	14.95	0.33
3	83	2007	(1)	U10	BRZESKA Wanda	BRO		15.04	15.36	15.27	15.04	0.42
4	81	2005	(3)	U12	THOMPSON Niamh	TSN			15.21	15.17	15.17	0.55
5	93	2005	(4)	U12	TWEEDY Petra	VIK		15.34	15.36	15.21	15.21	0.59
6	82	2005	(5)	U12	MANN Madeleine	VIK		15.47	15.23	15.48	15.23	0.61
7	87	2005	(6)	U12	HEMMING Anya	MID		15.44	15.51	15.33	15.33	0.71
8	96	2004	(7)	U12	KING Emily	VIK		15.66	15.77	16.17	15.66	1.04
9	95	2007	(2)	U10	FENNELL Amber	MID		16.87	16.22	16.53	16.22	1.60
10	88	2006	(3)	U10	HETTERLEY Mollie	CHT		16.91	16.87	16.81	16.81	2.19
11	92	2004	(8)	U12	VENABLES Felicity	VIK		17.04	17.00	17.29	17.00	2.38
12	94	2006	(4)	U10	VENABLES Phoebe	VIK		17.34	17.48	17.50	17.34	2.72
13	97	2006	(5)	U10	GILES Charlotte	MID		17.53	17.37	17.87	17.37	2.75
14	91	2005	(9)	U12	WHITMARSH-ALI Evie	CHT		18.03	17.93	18.09	17.93	3.31
15	84	2007	(6)	U10	KING Jessica	VIK		20.20	20.36	20.26	20.20	5.58
16	89	2005	(10)	U12	SAUNDERS Mackenzi	VIK		20.28	20.51	20.41	20.28	5.66
17	90	2007	(7)	U10	WINSER Gretchen	VIK			20.32	20.77	20.32	5.70
18	98	2005	(11)	U12	DAY Lalia	VIK		22.40		21.27	21.27	6.65



Vikings Club National 2015



Suffolk Ski Centre

Special Slalom - Girls & Boys (U12,s)

Final Ranking U12/10

Rank	Bib.	Year	Rank	Cat	Name	Club	====	Run-1	Run-2	Run-3	Time	Gap
------	------	------	------	-----	------	------	------	-------	-------	-------	------	-----
















Did Not Finish - Run-1 (3)

	81	2005		U12	THOMPSON Niamh	TSN			15.21	15.17		
	85	2004		U12	TRUST Emma	ASR			15.00	14.62		
	90	2007		U10	WINSER Gretchen	VIK			20.32	20.77		

Disqualified - Run-2 (1)

	98	2005		U12	DAY Lalia	VIK		22.40		21.27		Gate 9
--	----	------	--	-----	-----------	-----	---	-------	--	-------	--	--------

=== BOYS ===

1	73	2004	(1)	U12	UPTON Jack	MID		12.77		13.30	12.77	
2	72	2004	(2)	U12	STAYMAN Harry	ASR		14.07	13.65	14.06	13.65	0.88
3	60	2005	(3)	U12	BUNTON Ryan	CHT		14.09	13.87	14.01	13.87	1.10
4	69	2005	(4)	U12	BARFOOT Joshua	ASR			14.52	13.95	13.95	1.18
5	74	2005	(5)	U12	OGDEN Alex	NOR		14.18	14.04	14.13	14.04	1.27
6	71	2005	(6)	U12	PARKER Travis	NOR		14.34	14.22	14.39	14.22	1.45
6	56	2006	(1)	U10	SINCLAIR Laurence	VIK		14.82	14.22	14.30	14.22	1.45
8	58	2004	(7)	U12	SINCLAIR Charles	VIK		14.56	25.47	14.84	14.56	1.79
9	66	2005	(8)	U12	LOUTH Oscar	HEM		14.78		14.57	14.57	1.80
10	76	2004	(9)	U12	MELLON-HENDRY Freddie	ASR			14.71	14.62	14.62	1.85
11	75	2006	(2)	U10	DADE Jake	NOR		14.87	14.72	14.75	14.72	1.95
12	65	2007	(3)	U10	SMITH Bradley	VIK		15.09	15.21		15.09	2.32
13	63	2006	(4)	U10	SMITH Ben	VIK		15.55	15.32	15.50	15.32	2.55
14	70	2005	(10)	U12	WALES Jonathan	NOR		15.35	15.50	15.52	15.35	2.58
15	61	2007	(5)	U10	ATKINSON Liam	CHT			16.00	15.60	15.60	2.83
16	67	2004	(11)	U12	ALI Dylan	VIK		17.05	16.73	17.92	16.73	3.96
17	64	2005	(12)	U12	THOMSON Kai	VIK		18.12	17.74	17.57	17.57	4.80
18	62	2004	(13)	U12	HUTCHINSON Max	VIK		17.59	17.73	18.59	17.59	4.82
19	68	2005	(14)	U12	PARTLETT-HULSTROM Albie	VIK		18.46	18.42	18.40	18.40	5.63
20	77	2004	(15)	U12	FULCHER Lewis	VIK		21.49	19.44	19.64	19.44	6.67

Did Not Start - Run-1 (2)

	57	2005		U12	PARRY-GOKCE Louis	ASR						
	59	2005		U12	CHAUHAN Rohan	NOR						

Did Not Finish - Run-1 (2)

	69	2005		U12	BARFOOT Joshua	ASR			14.52	13.95		
	76	2004		U12	MELLON-HENDRY Freddie	ASR			14.71	14.62		

Disqualified - Run-1 (1)

	61	2007		U10	ATKINSON Liam	CHT			16.00	15.60		Gate 9
--	----	------	--	-----	---------------	-----	---	--	-------	-------	--	--------

Did Not Start - Run-2 (2)

	57	2005		U12	PARRY-GOKCE Louis	ASR						
	59	2005		U12	CHAUHAN Rohan	NOR						

Disqualified - Run-2 (2)

	66	2005		U12	LOUTH Oscar	HEM		14.78		14.57		Gate 7
--	----	------	--	-----	-------------	-----	---	-------	--	-------	--	--------


Vikings Club National 2015
Suffolk Ski Centre
Special Slalom - Girls & Boys (U12,s)
Final Ranking U12/10

Rank	Bib.	Year	Rank	Cat	Name	Club	====	Run-1	Run-2	Run-3	Time	Gap
	73	2004		U12	UPTON Jack	MID		12.77		13.30		Gate 9

Did Not Start - Run-3 (2)

	57	2005		U12	PARRY-GOKCE Louis	ASR						
	59	2005		U12	CHAUHAN Rohan	NOR						

Did Not Finish - Run-3 (1)

	65	2007		U10	SMITH Bradley	VIK		15.09	15.21			
--	----	------	--	-----	----------------------	-----	---	-------	-------	--	--	--

Technical Delegate



Vikings Club National 2015
Suffolk Ski Centre
Special Slalom - Females
Final ranking - Club National

COMPETITION JURY

TECHNICAL DELEGATE INSTONE Maude (GBR)
 CHIEF OF RACE SHELLEY Chris (VIK)
 REFEREE WRIGHT Bernard (ERSA)
 COURSE CHIEF Suffolk Ski Centre (SUF)

WEATHER

CONDITIONS Wet, Windy, Fast
 SNOW ??????
 AIR TEMPERATURE START : 16.0 °C
 FINISH : 16.0 °C

1st RUN

COURSESETTER TROUNG Foo (VIK)
 FORERUNNERS - A - BURROUGHS George (NOR)
 - B - BALDWIN Thomas (EVO)
 - C - RICHES Stuart (AMB)
 COURSE Suffolk Ski Centre
 START 40 m
 FINISH 12 m
 DROP 28 m
 LENGTH 180 m
 HOMOLOGATION CN GP PS 20-Jun-2020
 GATES 13
 DIRECTIONS 13
 STARTING TIME 1050

2nd RUN

TROUNG Foo (VIK)
 - A - BURROUGHS George (NOR)
 - B - BALDWIN Thomas (EVO)
 - C - RICHES Stuart (AMB)
 Suffolk Ski Centre
 40 m
 12 m
 28 m
 180 m
 CN GP PS 20-Jun-2020
 13
 13
 1050





























LIST n°215 APPLIED PENALTY : 10.00

F = 720

Rank	Bib.	RegNo	Year	Rank)	Cat	Name	Club	====	Run-1	Run-2	Run-3	Time	Points
1	6	20696	1998	(1)	U18	NEWBOULT Helena	MID		12.92	12.61	12.64	25.25	0.00
2	14	17936	1996	(1)	U21	DAVIES Jenny	ASR		12.83	12.70	12.86	25.56	8.84
3	1	20599	2000	(1)	U16	SHERING Nicole	HEM		12.81	12.69	13.07	25.76	14.54
4	13	20139	1997	(2)	U21	COE Megan	NOR		12.98	13.17	13.26	26.24	28.23
5	4	18933	2001	(2)	U16	VALE Lauren	CHT		13.34	13.23	13.26	26.49	35.36
6	2	21014	2000	(3)	U16	MAYHEW Jessica	MID		13.50	13.37	13.51	26.88	46.48
7	5	19498	1999	(2)	U18	LILLYWHITE Alexandra	VIK		13.42	13.66	13.74	27.16	54.46
8	11	20307	1995	(3)	U21	MIDDLETON Amy	MID		13.60	13.60	13.62	27.22	56.17
9	3	14962	1996	(4)	U21	SHAILES Polly	NOR			13.43	13.99	27.42	61.88
10	45	DAYAD	1999	(3)	U18	DURANT Antonia	VIK		13.90	13.67	13.91	27.58	66.44
11	15	41007	1987	(1)	SEN	GODDARD Emily	GLO		13.98	13.77	13.90	27.67	69.01
12	23	20339	2000	(4)	U16	BURROUGHS Hannah	NOR		13.68	13.94	14.02	27.70	69.86
13	8	20337	2001	(5)	U16	SKIPPER Megan	NOR		14.01	13.72	14.07	27.79	72.43
14	7	19235	1999	(4)	U18	ROYAL Natasha	VIK		14.14	14.03	13.84	27.87	74.71
15	17	22304	2000	(6)	U16	WILKINS Eleanor	ASR			13.96	14.03	27.99	78.13
16	10	21357	2000	(7)	U16	MOORE Danica	BRO		14.23	13.87	14.14	28.01	78.70
17	18	21897	2002	(1)	U14	MARTIN Lily	BRO			14.01	14.24	28.25	85.54
18	12	14159	1970	(1)	MAS	ANDERSON Beverley	VIK		13.97	14.16	14.38	28.35	88.40
19	48	DAYED.	1997	(5)	U21	DURANT Ella	VIK			14.25	14.12	28.37	88.97
20	16	18934	1994	(2)	SEN	VALE Nikkie	CHT		14.82	14.30	14.27	28.57	94.67



Vikings Club National 2015
Suffolk Ski Centre
Special Slalom - Females
Final ranking - Club National

Rank	Bib.	RegNo	Year	Rank)	Cat	Name	Club	====	Run-1	Run-2	Run-3	Time	Points
21	39	22862	1996	(6)	U21	CHARLTON Isabella	ASR			14.69	14.38	29.07	108.93
22	35	DAYGL	2001	(8)	U16	LEVENE Grace	VIK		14.47	14.44	14.81	29.25	114.06
23	27	22083	2001	(9)	U16	HAWKINS Danielle	HEM		14.63	14.83	14.68	29.31	115.77
24	19	20742	1971	(2)	MAS	SAMPSON Melissa	NOR		15.09	14.64	14.71	29.35	116.91
25	21	20767	2000	(10)	U16	WEBSTER Atlanta	NOR		14.73	14.98	14.66	29.39	118.05
26	20	21836	2000	(11)	U16	WHITMARSH-ALI Megan	CHT		15.49	14.77	14.66	29.43	119.19
27	25	22082	2001	(12)	U16	HAWKINS Zara	HEM		15.05	14.77	14.82	29.59	123.75
28	42	22179	2003	(2)	U14	HOLMES Abby	NOR		15.36	14.85	14.79	29.64	125.18
29	24	22308	2001	(13)	U16	DANCE Hannah	ASR		15.03	14.78	15.22	30.00	135.45
30	50	DAYOT	2003	(3)	U14	THOMSON Olya	VIK		15.03	15.01	15.24	30.25	142.57
31	28	22084	2001	(14)	U16	HAWKINS Lily	HEM			15.06	15.25	30.31	144.29
32	29	21881	2001	(15)	U16	STAYMAN Jessica	ASR		15.50	15.22	15.64	30.86	159.97
33	43	21017	2003	(4)	U14	ELLIFF Alexa	VIK			15.74	15.27	31.01	164.25
33	33	DAYJB	1999	(5)	U18	BAUMBACH Jasmine	VIK		16.04	15.43	15.58	31.01	164.25
35	26	21303	2002	(5)	U14	BANNISTER Lucy	ASR		15.58	15.35	15.71	31.06	165.67
36	31	22176	2003	(6)	U14	GILES Ella	MID		16.69	15.74	15.35	31.09	166.53
37	47	22515	2003	(7)	U14	SHELLEY Annie	VIK			15.68	15.65	31.33	173.37
38	30	21210	2002	(8)	U14	WILLOWS April	BRO		16.26	15.90	15.88	31.78	186.20
39	46	DAYMF	2003	(9)	U14	FRANCIS Mia	VIK		15.94	15.89	16.04	31.93	190.48
40	44	DAYBT	2002	(10)	U14	TURNER Beth	VIK		16.64	15.93	16.29	32.22	198.75
41	51	DAYKB	2001	(16)	U16	BYE Katherine	VIK		16.26	16.07	16.42	32.49	206.45
42	34	DAYSS	1996	(7)	U21	SURIYANON Siriya	VIK		17.11	16.61	16.46	33.07	222.99
43	38	DAYNL	1963	(3)	MAS	LALLY Nicola	VIK		16.70	16.75	16.39	33.09	223.56
44	40	DAYMS	2002	(11)	U14	SHELLEY Madeline	VIK		17.18	16.83	16.70	33.53	236.10
45	36	22806	2003	(12)	U14	FARROW Ellie	HEM		17.05	16.64	17.07	33.71	241.24
46	32	22079	2000	(17)	U16	MAYHEAD Eve	ASR		19.19	19.16	19.15	38.31	372.40
47	52	DAYCD	2002	(13)	U14	DAY Chelsie	VIK			19.72	19.18	38.90	389.23
48	41	20678	2003	(14)	U14	CUTHBERT Tia	VIK		20.56	19.83	20.19	40.02	421.16

Did Not Start - Run-1 (3)

22	21734	2001		U16	ATKINSON Molly	CHT							
37	DAYDE	1999		U18	DEREVE Emma	VIK							
49	DAYSM	1999		U18	MCCABE-ABEL Scarlett	VIK							


Did Not Finish - Run-1 (8)

3	14962	1996		U21	SHAILES Polly	NOR			13.43	13.99			
9	18660	1997		U21	HATHWAY Bella	ASR							
17	22304	2000		U16	WILKINS Eleanor	ASR			13.96	14.03			
18	21897	2002		U14	MARTIN Lily	BRO			14.01	14.24			
28	22084	2001		U16	HAWKINS Lily	HEM			15.06	15.25			
43	21017	2003		U14	ELLIFF Alexa	VIK			15.74	15.27			
48	DAYED.	1997		U21	DURANT Ella	VIK			14.25	14.12			
52	DAYCD	2002		U14	DAY Chelsie	VIK			19.72	19.18			




Disqualified - Run-1 (2)

39	22862	1996		U21	CHARLTON Isabella	ASR			14.69	14.38		Gate 6	
47	22515	2003		U14	SHELLEY Annie	VIK			15.68	15.65		Gate 2	

Did Not Start - Run-2 (4)

9	18660	1997		U21	HATHWAY Bella	ASR							
---	-------	------	--	-----	---------------	-----	---	--	--	--	--	--	--

Vikings Club National 2015
Suffolk Ski Centre
Special Slalom - Females
Final ranking - Club National

Rank	Bib.	RegNo	Year	Rank)	Cat	Name	Club	====	Run-1	Run-2	Run-3	Time	Points
	22	21734	2001		U16	ATKINSON Molly	CHT						
	37	DAYDE	1999		U18	DEREVE Emma	VIK						
	49	DAYS M	1999		U18	MCCABE-ABEL Scarlett	VIK						

Technical Delegate



Vikings Club National 2015
Suffolk Ski Centre
Special Slalom - Females
Penalty calculation

Rank	Bib.	RegNo	Year	Cat	Name	Club	Points	Best 5	Race points
------	------	-------	------	-----	------	------	--------	--------	-------------

Best 10 at finish

1	6	20696	1998	U18	NEWBOULT Helena	MID	31.86	31.86	0.00
2	14	17936	1996	U21	DAVIES Jenny	ASR	3.29	3.29	8.84
3	1	20599	2000	U16	SHERING Nicole	HEM	20.61	20.61	14.54
4	13	20139	1997	U21	COE Megan	NOR	20.66	20.66	28.23
5	4	18933	2001	U16	VALE Lauren	CHT	20.04	20.04	35.36
6	2	21014	2000	U16	MAYHEW Jessica	MID	47.27	-	-
7	5	19498	1999	U18	LILLYWHITE Alexandra	VIK	33.72	-	-
8	11	20307	1995	U21	MIDDLETON Amy	MID	44.47	-	-
9	3	14962	1996	U21	SHAILES Polly	NOR	43.91	-	-
10	45	DAYAD	1999	U18	DURANT Antonia	VIK	-	-	-

Best 5 at start

2	14	17936	1996	U21	DAVIES Jenny	ASR	3.29
DNF	9	18660	1997	U21	HATHWAY Bella	ASR	12.24
5	4	18933	2001	U16	VALE Lauren	CHT	20.04
3	1	20599	2000	U16	SHERING Nicole	HEM	20.61
4	13	20139	1997	U21	COE Megan	NOR	20.66

(DNF: Did Not Finish, DSQ: Disqualified)

TOTAL

(B) List points of best 5 at start	76.84
(A) List points of the best 5 to finish in top 10	96.46
(C) Race points of corresponding competitors	86.97

Calculated penalty (A + B - C) = 86.33 / 10	8.63
Correction value (Z)	0.00
Category adder	0.00
Applied penalty	(8.63) 10.00

Technical Delegate





Vikings Club National 2015
Suffolk Ski Centre
Special Slalom - Males
Final ranking - Club National

COMPETITION JURY

TECHNICAL DELEGATE INSTONE Maude (GBR)
 CHIEF OF RACE SHELLEY Chris (VIK)
 REFEREE WRIGHT Bernard (ERSA)
 COURSE CHIEF Suffolk Ski Centre (SUF)

WEATHER

CONDITIONS Wet, Windy, Fast
 SNOW ??????
 AIR TEMPERATURE START : 16.0 °C
 FINISH : 16.0 °C

1st RUN

COURSESETTER TROUNG Foo (VIK)
 FORERUNNERS - A - BURROUGHS George (NOR)
 - B - BALDWIN Thomas (EVO)
 - C - RICHES Stuart (AMB)
 COURSE Suffolk Ski Centre
 START 40 m
 FINISH 12 m
 DROP 28 m
 LENGTH 180 m
 HOMOLOGATION CN GP PS 20-Jun-2020
 GATES 13
 DIRECTIONS 13
 STARTING TIME 1050

2nd RUN

TROUNG Foo (VIK)
 - A - BURROUGHS George (NOR)
 - B - BALDWIN Thomas (EVO)
 - C - RICHES Stuart (AMB)
 Suffolk Ski Centre
 40 m
 12 m
 28 m
 180 m
 CN GP PS 20-Jun-2020
 13
 13
 1050

































LIST n°215 APPLIED PENALTY : 10.15

F = 720


Rank	Bib.	RegNo	Year	Rank)	Cat	Name	Club	====	Run-1	Run-2	Run-3	Time	Points
1	8	18610	1991	(1)	SEN	DEAKIN William	HEM		11.94	11.82	11.61	23.43	0.00
2	14	17356	1991	(2)	SEN	HORNSBY Harry	MID		12.04	11.82	11.75	23.57	4.30
3	7	17467	1993	(3)	SEN	TREBILCOCK Robert	HEM		12.02	11.90	11.72	23.62	5.84
4	3	18629	1993	(4)	SEN	MOLLOY Daniel	NOR		12.13	12.33	11.75	23.88	13.83
5	10	18558	1996	(1)	U21	WILLOWS Laurence	BRO		12.15	12.11	11.93	24.04	18.75
6	23	20293	1996	(2)	U21	CLAYTON Adam	NOR		12.33	12.04	12.03	24.07	19.67
7	12	19420	1998	(1)	U18	WITTS Callum	PND		12.60	12.26	11.96	24.22	24.28
8	16	20687	2001	(1)	U16	TROUNG Aaron	VIK		12.23	12.37	12.12	24.35	28.27
9	11	41650	1996	(3)	U21	SELLWOOD Thomas	CAR		12.37	12.43	12.23	24.60	35.95
10	17	22072	1998	(2)	U18	CHARLTON Harvey	ASR		12.71	12.77	12.25	24.96	47.02
11	5	20683	1999	(3)	U18	SPEED Craig	ASR		27.31	12.64	12.34	24.98	47.63
12	20	21718	1970	(1)	MAS	ROSS David	TSN		13.05	12.55	12.56	25.11	51.63
13	1	22009	2001	(2)	U16	APPLETON Byron	HEM		12.44	12.75	12.82	25.26	56.24
14	9	19686	1996	(4)	U21	BRADFORD-SMITH Jack	ASR		12.77	12.60	12.70	25.30	57.46
15	18	2657	1966	(2)	MAS	BANNISTER Simon	ASR		12.89	12.94	12.57	25.46	62.38
16	25	21723	2000	(3)	U16	HOWE Charlie	NOR		13.37	13.25	12.87	26.12	82.66
17	29	21169	1999	(4)	U18	FOWLES James	FLK		13.42	13.32	13.06	26.38	90.65
18	24	21051	2001	(4)	U16	UPTON Thomas	MID		13.60	13.47	12.99	26.46	93.11
19	28	21632	2001	(5)	U16	SHEMMANS Jake	ASR		13.38	13.56	13.21	26.59	97.11
20	49	20184	2000	(6)	U16	NEWTON William	HEM		13.70	13.60	13.12	26.72	101.10



Vikings Club National 2015
Suffolk Ski Centre
Special Slalom - Males
Final ranking - Club National

Rank	Bib.	RegNo	Year	Rank)	Cat	Name	Club	====	Run-1	Run-2	Run-3	Time	Points
21	33	20884	2003	(1)	U14	THOMPSON Joseph	NOR		13.42	13.65	13.37	26.79	103.25
22	61	DAYJR	1996	(5)	U21	REEDER James	VIK		13.69	13.77	13.34	27.03	110.63
22	32	21408	2000	(7)	U16	MILLER-HASTINGS Frankie	FLK		13.24	13.35	13.79	27.03	110.63
24	54	DAYJW.	2000	(8)	U16	WALES Joesph	NOR		13.74	13.53	13.51	27.04	110.93
25	53	DAYST	1964	(3)	MAS	THOMSON Stewart	VIK		14.33	13.41	13.67	27.08	112.16
26	36	20640	2002	(2)	U14	FENELEY Jack	PND		13.99	13.66	13.54	27.20	115.85
27	39	21103	2001	(9)	U16	WILLIAMS-GRAVENER David	FLK		13.86	13.57	13.73	27.30	118.92
28	44	20839	2003	(3)	U14	ROSS Callum	SBR		13.95	13.90	13.54	27.44	123.23
29	31	21626	1967	(4)	MAS	ATKINSON Andrew	CHT		13.95	13.88	13.58	27.46	123.84
30	35	19855	2002	(4)	U14	BINGHAM Nicholas	ESX		13.81	15.16	13.71	27.52	125.69
31	63	DAYCT	2000	(10)	U16	THOMPSON Connor	VIK		15.93	13.86	13.70	27.56	126.91
32	41	13217	1968	(5)	MAS	SHARP Anthony	HEM		14.14	13.78	13.82	27.60	128.14
33	27	21004	1998	(5)	U18	GIBBS James	ASR		14.09	14.07	13.61	27.68	130.60
34	38	41719	2002	(5)	U14	BUTTERWORTH Thomas	WWS		14.11	14.16	13.62	27.73	132.14
35	37	21600	2000	(11)	U16	SMITH Euan	ASR		14.24	14.03	13.92	27.95	138.90
36	26	10596	1963	(6)	MAS	BUNTON Paul	CHT		14.40	14.14	13.90	28.04	141.66
37	57	DAYHL	1998	(6)	U18	LEVENE Harry	VIK		14.32	14.20	13.90	28.10	143.51
38	58	22816	1960	(7)	MAS	OHSTEN Benjamin	NOR		14.66	14.32	13.98	28.30	149.65
39	40	22188	2000	(12)	U16	TRUST Alexander	ASR		14.85	14.49	14.12	28.61	159.18
40	48	19696	1996	(6)	U21	CUTHBERT Daryl	VIK		14.56	14.45	14.56	29.01	171.47
41	65	DAYGB.	2003	(6)	U14	BUSHELL George	NOR		14.52	14.86	14.63	29.15	175.77
42	42	10372	1959	(8)	MAS	ANDERSON Christopher	VIK		15.03	14.57	14.66	29.23	178.23
43	47	20921	1967	(9)	MAS	DURANT Richard	SUF		14.59	14.60	14.77	29.36	182.23
44	43	21601	1969	(10)	MAS	SMITH Anthony	ASR		15.54	14.97	14.56	29.53	187.45
45	64	21194	2003	(7)	U14	NEWTON Charlie	HEM		15.01	14.95	14.63	29.58	188.99
46	62	21875	2001	(13)	U16	HADDEN Alexander	ESX			15.08	14.52	29.60	189.60
47	51	22203	2003	(8)	U14	GILES Daniel	MID		15.74	15.07	14.68	29.75	194.21
48	60	22306	2003	(9)	U14	TURNER Alfie	HEM		14.47	14.91	15.42	29.89	198.51
49	59	DAYFT	2000	(14)	U16	THOMAS Freddie	VIK		20.71	15.17	15.60	30.77	225.56
50	67	DAYS�	2001	(15)	U16	LEWIS Sonny	CHT		15.98	15.45	15.35	30.80	226.48
51	56	DAYMB	2000	(16)	U16	BYE Matthew	VIK		15.57	15.57	15.46	31.03	233.55
52	13	20673	1999	(7)	U18	BANNISTER Adam	ASR		13.17	13.09	25.27	38.36	458.80
53	55	DAYGB	2002	(10)	U14	BELSEY George	VIK		21.84	19.60	19.31	38.91	475.70
54	52	DAYKM	2001	(17)	U16	MARTIN Karl	VIK		15.45	25.81	54.44	1:09.89	1427.71


Did Not Start - Run-1 (1)

6	21742	1998		U18	SEWELL Logan	NOR							
---	-------	------	--	-----	--------------	-----	---	--	--	--	--	--	--


Did Not Finish - Run-1 (6)

2	14213	1992		SEN	WALKER Edmund	MID			12.51				
15	4777	1985		MAS	HATCHER David	AVO			11.80				
19	21189	1998		U18	BIGGS Saul	FLK			12.40				
30	19829	2001		U16	HEMMING Ethan	MID			13.80				
46	21857	1999		U18	WHEELER Ryan	CHT			13.15				
62	21875	2001		U16	HADDEN Alexander	ESX			15.08	14.52			

Disqualified - Run-1 (1)

21	22166	1999		U18	HOLMES Thomas	NOR						Gate 7	
----	-------	------	--	-----	---------------	-----	---	--	--	--	--	--------	--


Did Not Start - Run-2 (1)

6	21742	1998		U18	SEWELL Logan	NOR							
---	-------	------	--	-----	--------------	-----	---	--	--	--	--	--	--


Vikings Club National 2015
 Suffolk Ski Centre
 Special Slalom - Males
 Final ranking - Club National

Rank	Bib.	RegNo	Year	Rank)	Cat	Name	Club	====	Run-1	Run-2	Run-3	Time	Points
------	------	-------	------	-------	-----	------	------	------	-------	-------	-------	------	--------


Did Not Finish - Run-2 (1)

	45	22162	2000		U16	WESTON Ryan	FLK		14.95				
--	----	-------	------	--	-----	-------------	-----	---	-------	--	--	--	--

Disqualified - Run-2 (1)

	21	22166	1999		U18	HOLMES Thomas	NOR					Gate 8	
--	----	-------	------	--	-----	---------------	-----	---	--	--	--	--------	--


Did Not Start - Run-3 (1)

	45	22162	2000		U16	WESTON Ryan	FLK		14.95				
--	----	-------	------	--	-----	-------------	-----	---	-------	--	--	--	--

Did Not Finish - Run-3 (7)

	4	14899	1995		U21	MERCER Patrick	NOR		12.78	13.14			
	19	21189	1998		U18	BIGGS Saul	FLK			12.40			
	22	21594	1999		U18	WORTT Aaron	ASR		13.29	13.20			
	30	19829	2001		U16	HEMMING Ethan	MID			13.80			
	34	21605	2002		U14	SMITH Nathan	ASR		14.09	14.01			
	50	22196	2000		U16	WARSOP Rowan	NOR		14.58	14.29			
	66	22827	2003		U14	BARTLETT Arthur	VIK		14.50	14.43			

Disqualified - Run-3 (3)

	2	14213	1992		SEN	WALKER Edmund	MID			12.51		Gate 9	
	15	4777	1985		MAS	HATCHER David	AVO			11.80		Gate 7	
	46	21857	1999		U18	WHEELER Ryan	CHT			13.15		Gate 6	

Technical Delegate



Vikings Club National 2015
Suffolk Ski Centre
Special Slalom - Males
Penalty calculation

Rank	Bib.	RegNo	Year	Cat	Name	Club	Points	Best 5	Race points
Best 10 at finish									
1	8	18610	1991	SEN	DEAKIN William	HEM	38.84	-	-
2	14	17356	1991	SEN	HORNSBY Harry	MID	7.80	7.80	4.30
3	7	17467	1993	SEN	TREBILCOCK Robert	HEM	23.58	23.58	5.84
4	3	18629	1993	SEN	MOLLOY Daniel	NOR	26.11	26.11	13.83
5	10	18558	1996	U21	WILLOWS Laurence	BRO	20.06	20.06	18.75
6	23	20293	1996	U21	CLAYTON Adam	NOR	98.59	-	-
7	12	19420	1998	U18	WITTS Callum	PND	16.28	16.28	24.28
8	16	20687	2001	U16	TROUNG Aaron	VIK	70.90	-	-
9	11	41650	1996	U21	SELLWOOD Thomas	CAR	59.85	-	-
10	17	22072	1998	U18	CHARLTON Harvey	ASR	75.18	-	-

Best 5 at start

DSQ	15	4777	1985	MAS	HATCHER David	AVO	6.91		
2	14	17356	1991	SEN	HORNSBY Harry	MID	7.80		
7	12	19420	1998	U18	WITTS Callum	PND	16.28		
5	10	18558	1996	U21	WILLOWS Laurence	BRO	20.06		
3	7	17467	1993	SEN	TREBILCOCK Robert	HEM	23.58		

(DNF: Did Not Finish, DSQ: Disqualified)

TOTAL

(B) List points of best 5 at start	74.63	
(A) List points of the best 5 to finish in top 10		93.83
(C) Race points of corresponding competitors		67.00
Calculated penalty (A + B - C) = 101.46 / 10	10.15	
Correction value (Z)	0.00	
Category adder	0.00	
Applied penalty	10.15	

Technical Delegate

