

Eastern Region Snowsports Association

Club National 2014

Special Slalom - Female & Male (U12,s)

Ranking

COMPETITION JURY

TECHNICAL DELEGATE	METTERS Derek	
CHIEF OF RACE	WRIGHT Bernard	(ERSA)
REFEREE	MAWSON Ian	(ERSA)

WEATHER

CONDITIONS	Cloudy, Wet, Hot, Sunny
SNOW	Very little
AIR TEMPERATURE	START : 21.0 °C FINISH : 21.0 °C

1st RUN

COURSESETTER	REIDY John	(HEM)
FORERUNNERS	- A - REIDY Alex	(HEM)
COURSE	Gosling Sports Centre	
START	74 m	
FINISH	42 m	
DROP	32 m	
LENGTH	160 m	
HOMOLOGATION	CN PS 27-Feb-2017	
GATES	12	
DIRECTIONS	12	
STARTING TIME	1100	

2nd RUN

COURSESETTER	REIDY John	(HEM)
FORERUNNERS	- A - REIDY Alex	(HEM)
COURSE	Gosling Sports Centre	
START	74 m	
FINISH	42 m	
DROP	32 m	
LENGTH	160 m	
HOMOLOGATION	CN PS 27-Feb-2017	
GATES	12	
DIRECTIONS	12	
STARTING TIME	1000	

Rank	Bib.	Year	Cat	Name	====	Art	Sno	Run-1	Run-2	Run-3	Time
------	------	------	-----	------	------	-----	-----	-------	-------	-------	------

++ Under 10 - Boys ++

1	6	2005	U10	BUNTON Ryan		CHT		12.00			12.00
2	5	2006	U10	DADE Jake		NOR	NOR	14.58		13.53	13.53
3	8	2005	U10	LOUTH Oscar		HEM	HEM	17.16	17.59	16.05	16.05

Did Not Finish - Run-1 (1)

10	2005	U10	OGDEN Alexander		NOR	ELI					
----	------	-----	-----------------	---	-----	-----	--	--	--	--	--

Did Not Start - Run-2 (1)

10	2005	U10	OGDEN Alexander		NOR	ELI					
----	------	-----	-----------------	---	-----	-----	--	--	--	--	--

Did Not Finish - Run-2 (2)

5	2006	U10	DADE Jake		NOR	NOR	14.58			13.53	
6	2005	U10	BUNTON Ryan		CHT		12.00				

Did Not Start - Run-3 (1)

10	2005	U10	OGDEN Alexander		NOR	ELI					
----	------	-----	-----------------	---	-----	-----	--	--	--	--	--

Did Not Finish - Run-3 (1)

6	2005	U10	BUNTON Ryan		CHT		12.00				
---	------	-----	-------------	---	-----	--	-------	--	--	--	--

Rank	Bib.	Year	Cat	Name	====	Art	Sno	Run-1	Run-2	Run-3	Time
------	------	------	-----	------	------	-----	-----	-------	-------	-------	------

++ Under 10 - Girls ++

1	17	2005	U10	HEMMING Anya		MID		13.14		13.88	13.14
2	15	2005	U10	WHITMARSH-ALI Evie		CHT		19.25	19.88	18.68	18.68

Did Not Start - Run-1 (1)

18	2005	U10	STEVENS Cordelia		HEM	HEM					
----	------	-----	------------------	---	-----	-----	--	--	--	--	--

Did Not Start - Run-2 (1)

18	2005	U10	STEVENS Cordelia		HEM	HEM					
----	------	-----	------------------	---	-----	-----	--	--	--	--	--








Did Not Finish - Run-2 (1)

17	2005	U10	HEMMING Anya		MID		13.14			13.88	
----	------	-----	--------------	---	-----	--	-------	--	--	-------	--

Did Not Start - Run-3 (1)

18	2005	U10	STEVENS Cordelia		HEM	HEM					
----	------	-----	------------------	---	-----	-----	--	--	--	--	--

++ Under 12 - Boys ++

1	2	2003	U12	DADE Tommy		NOR	AMB	11.45	11.00	10.33	10.33
2	9	2003	U12	THOMPSON Joseph		NOR	ELI	11.42	11.00	10.44	10.44
3	1	2004	U12	UPTON Jack		MID		11.18	11.15		11.15
4	3	2003	U12	LUTTERLOCH Edward		ASR		12.09	11.75	11.37	11.37
5	7	2003	U12	NEWTON Charlie		HEM	K--	12.85	12.38	12.04	12.04
6	4	2003	U12	REIDY Thomas		HEM	K--	12.66			12.66
7	11	2003	U12	WILLIAMS Elliot		WGC			13.73	13.54	13.54

Disqualified - Run-1 (1)

11	2003	U12	WILLIAMS Elliot		WGC				13.73	13.54	Gate 10
----	------	-----	-----------------	---	-----	--	--	--	-------	-------	---------

Did Not Finish - Run-2 (1)

4	2003	U12	REIDY Thomas		HEM	K--	12.66				
---	------	-----	--------------	---	-----	-----	-------	--	--	--	--

Did Not Finish - Run-3 (1)

4	2003	U12	REIDY Thomas		HEM	K--	12.66				
---	------	-----	--------------	---	-----	-----	-------	--	--	--	--

Disqualified - Run-3 (1)

1	2004	U12	UPTON Jack		MID		11.18	11.15			Gate 12
---	------	-----	------------	---	-----	--	-------	-------	--	--	---------

++ Under 12 - Girls ++

1	16	2003	U12	BOTY Nia		HEM	ELI	12.75	12.71	12.03	12.03
2	14	2004	U12	TRUST Emma		HEM			44.96	14.84	14.84

Did Not Finish - Run-1 (1)

14	2004	U12	TRUST Emma		HEM			44.96	14.84		
----	------	-----	------------	---	-----	--	--	-------	-------	--	--

**Eastern Region Snowsports Association
Club National 2014
Special Slalom - Female & Male (U12,s)
Ranking**



Eastern Region Snowsports Association

Club National 2014

Special Slalom - Female

Final ranking - Club National

COMPETITION JURY

TECHNICAL DELEGATE METTERS Derek
 CHIEF OF RACE WRIGHT Bernard (ERSA)
 REFEREE MAWSON Ian (ERSA)

WEATHER

CONDITIONS Hot, Sunny
 SNOW Very little
 AIR TEMPERATURE START : 21.0 °C
 FINISH : 21.0 °C

1st RUN

COURSESETTER REIDY John (HEM)
 FORERUNNERS - A - BARTON Daniel (HEM)
 - B - REIDY Alex (EVO)
 COURSE Gosling Sports Centre
 START 74 m
 FINISH 42 m
 DROP 32 m
 LENGTH 160 m
 HOMOLOGATION CN PS 27-Feb-2017
 GATES 11
 DIRECTIONS 11
 STARTING TIME 1100

2nd RUN

COURSESETTER REIDY John (HEM)
 FORERUNNERS - A - BARTON Daniel (HEM)
 - B - REIDY Alex (EVO)
 COURSE Gosling Sports Centre
 START 74 m
 FINISH 42 m
 DROP 32 m
 LENGTH 160 m
 HOMOLOGATION CN PS 27-Feb-2017
 GATES 11
 DIRECTIONS 11
 STARTING TIME 1100

LIST n°314 APPLIED PENALTY : 11.39

F = 620

Rank	Bib.	RegNo	Year	(Rank)	Cat	Name	====	Art	Sno	Run-1	Run-2	Run-3	Time	Points	Perf
1	96	19986	1997	(1)	U18	USHER Annie		ASR	DRA	11.14	11.04	10.86	21.90	0.00	- 13.23
2	105	20139	1997	(2)	U18	COE Megan		NOR		11.65	11.68	10.97	22.62	20.38	+ 10.61
3	104	21355	2001	(1)	U14	TAPSELL Charlotte		HEM	BSA	11.80	11.58	11.85	23.43	43.32	+ 10.71
4	93	18933	2001	(2)	U14	VALE Lauren		CHT			12.19	11.58	23.77	52.94	+ 39.33
5	92	20643	1999	(1)	U16	TREW Eleanor		HEM	K--	12.65	12.35	11.84	24.19	64.83	- 32.05
6	98	20599	2000	(2)	U16	SHERING Nicole		HEM	TEL		12.41	12.00	24.41	71.06	+ 23.19
7	101	22012	1999	(3)	U16	GATTY Victoria		PND	PND		12.55	12.20	24.75	80.68	+ 27.38
8	97	20840	1999	(4)	U16	SNOW Elise		HEM	EVO	13.61	12.88	12.03	24.91	85.21	+ 29.08
9	106	21535	2000	(5)	U16	HYDE Gussie		SUR	SPR		13.03	12.79	25.82	110.98	+ 0.92
10	91	21204	2001	(3)	U14	MIDSON Poppy		FLK	FLK	13.24	13.49	12.83	26.07	118.05	+ 34.06
11	121	20496	2002	(4)	U14	SCRANAGE-HARRISON Eleanor		HEM	WGC	13.49	13.32	13.06	26.38	126.83	-
12	113	19094	1997	(3)	U18	WHITTALL Martha		ASR	SAS	14.13	13.77	13.91	27.68	163.63	- 68.53
13	108	21836	2000	(6)	U16	WHITMARSH-ALI Megan		CHT		14.97	14.09	14.02	28.11	175.81	+ 49.10
14	115	22084	2001	(5)	U14	HAWKINS Lily		HEM	HEM		14.37	13.84	28.21	178.64	-
15	120	22083	2001	(6)	U14	HAWKINS Danielle		HEM	HEM	14.56	14.40	13.90	28.30	181.19	-
16	112	19983	1998	(4)	U18	CARE Chloe		MID		14.63	14.56	14.25	28.81	195.63	+ 4.01
17	118	21210	2002	(7)	U14	WILLOWS April		BRO		15.43	15.45	15.01	30.44	241.77	-
18	119	DAYLH	2002	(8)	U14	HEYMOZ Louise		WGC		16.11	16.29	15.83	31.94	284.24	-
19	95	20337	2001	(9)	U14	SKIPPER Megan		NOR	NOR	12.59	12.61	20.14	32.73	306.60	+ 272.24

Did Not Start - Run-1 (4)

109	20767	2000	U16	WEBSTER Atlanta		NOR	NOR
110	21522	1999	U16	BOSWELL Olivia		SRR	SRR
114	20441	2002	U14	STEVENS Lilyella		HEM	HEM



Eastern Region Snowsports Association

Club National 2014

Special Slalom - Female




Final ranking - Club National

Rank	Bib.	RegNo	Year	(Rank)	Cat	Name	====	Art	Sno	Run-1	Run-2	Run-3	Time	Points	Perf
	116	20849	2001		U14	VICKERS Katie		SPR	SPR	SPR					

Did Not Finish - Run-1 (8)

93	18933	2001		U14	VALE Lauren			CHT			12.19	11.58			
94	18660	1997		U18	HATHWAY Isabella			ASR							
98	20599	2000		U16	SHERING Nicole			HEM	TEL		12.41	12.00			
99	20644	1999		U16	TREW Isobel			HEM	K--		13.58				
101	22012	1999		U16	GATTY Victoria			PND	PND		12.55	12.20			
102	22304	2000		U16	WILKINS Eleanor			BRS	BRS		12.65				
103	18033	1996		U21	THOMAS Elisabeth			MID	DRA						
115	22084	2001		U14	HAWKINS Lily			HEM	HEM		14.37	13.84			

Disqualified - Run-1 (3)

100	21897	2002		U14	MARTIN Lily			BRO	BRO						Gate 7
106	21535	2000		U16	HYDE Gussie			SUR	SPR		13.03	12.79			Gate 9
111	22082	2001		U14	HAWKINS Zara			HEM	HEM						Gate 11




Did Not Start - Run-2 (4)

109	20767	2000		U16	WEBSTER Atlanta			NOR	NOR						
110	21522	1999		U16	BOSWELL Olivia			SRR	SRR						
114	20441	2002		U14	STEVENS Lilyella			HEM	HEM						
116	20849	2001		U14	VICKERS Katie			SPR	SPR	SPR					

Did Not Finish - Run-2 (2)

100	21897	2002		U14	MARTIN Lily			BRO	BRO						Gate 7
103	18033	1996		U21	THOMAS Elisabeth			MID	DRA						

Disqualified - Run-2 (3)

94	18660	1997		U18	HATHWAY Isabella			ASR							Gate 6
111	22082	2001		U14	HAWKINS Zara			HEM	HEM						Gate 9
117	22049	1999		U16	PETERSON Amy			HEM	HEM	14.24					Gate 11

Did Not Finish - Run-3 (1)

99	20644	1999		U16	TREW Isobel			HEM	K--		13.58				
----	-------	------	--	-----	-------------	---	--	-----	-----	--	-------	--	--	--	--

Disqualified - Run-3 (3)

102	22304	2000		U16	WILKINS Eleanor			BRS	BRS		12.65				Gate 11
107	20339	2000		U16	BURROUGHS Hannah			NOR		13.60	13.31				Gate 8
117	22049	1999		U16	PETERSON Amy			HEM	HEM	14.24					Gate 8

Technical Delegate

Eastern Region Snowsports Association

Club National 2014

Special Slalom - Female

Penalty calculation

Rank	Bib.	RegNo	Year	Cat	Name	Art	Points	Best 5	Race points
Best 10 at finish									
1	96	19986	1997	U18	USHER Annie	ASR	24.62	24.62	0.00
2	105	20139	1997	U18	COE Megan	NOR	21.16	21.16	20.38
3	104	21355	2001	U14	TAPSELL Charlotte	HEM	44.00	44.00	43.32
4	93	18933	2001	U14	VALE Lauren	CHT	25.00	25.00	52.94
5	92	20643	1999	U16	TREW Eleanor	HEM	108.27	-	-
6	98	20599	2000	U16	SHERING Nicole	HEM	59.26	59.26	71.06
7	101	22012	1999	U16	GATTY Victoria	PND	64.69	-	-
8	97	20840	1999	U16	SNOW Elise	HEM	67.52	-	-
9	106	21535	2000	U16	HYDE Gussie	SUR	121.45	-	-
10	91	21204	2001	U14	MIDSON Poppy	FLK	95.38	-	-

Best 5 at start

DSQ	94	18660	1997	U18	HATHWAY Isabella	ASR	12.74		
2	105	20139	1997	U18	COE Megan	NOR	21.16		
1	96	19986	1997	U18	USHER Annie	ASR	24.62		
4	93	18933	2001	U14	VALE Lauren	CHT	25.00		
3	104	21355	2001	U14	TAPSELL Charlotte	HEM	44.00		

TOTAL

(B) List points of best 5 at start	127.52		
(A) List points of the best 5 to finish in top 10		174.04	
(C) Race points of corresponding competitors			187.70
Calculated penalty (A + B - C) = 113.86 / 10	11.39		
Correction value (Z)	0.00		
Category adder	0.00		
Applied penalty	11.39		

Technical Delegate

Eastern Region Snowsports Association

Club National 2014

Special Slalom - Male

Final ranking - Club National

COMPETITION JURY

TECHNICAL DELEGATE METTERS Derek
 CHIEF OF RACE WRIGHT Bernard (ERSA)
 REFEREE MAWSON Ian (ERSA)

WEATHER

CONDITIONS Hot, Sunny
 SNOW Very little
 AIR TEMPERATURE START : 21.0 °C
 FINISH : 21.0 °C

1st RUN

COURSESETTER REIDY John (HEM)
 FORERUNNERS - A - BARTON Daniel (HEM)
 - B - REIDY Alex (EVO)
 COURSE Gosling Sports Centre
 START 74 m
 FINISH 42 m
 DROP 32 m
 LENGTH 160 m
 HOMOLOGATION CN PS 27-Feb-2017
 GATES 11
 DIRECTIONS 11
 STARTING TIME

2nd RUN

REIDY John (HEM)
 - A - BARTON Daniel (HEM)
 - B - REIDY Alex (EVO)
 Gosling Sports Centre
 74 m
 42 m
 32 m
 160 m
 CN PS 27-Feb-2017
 11
 11

LIST n°314 APPLIED PENALTY : 10.00

F = 620

Rank	Bib.	RegNo	Year	(Rank)	Cat	Name	====	Art	Sno	Run-1	Run-2	Run-3	Time	Points	Perf
1	31	19170	1995	(1)	U21	CORR Christopher		PND		10.07	9.55	9.65	19.20	0.00	+ 4.02
2	28	4777	1985	(1)	SEN	HATCHER David		WCS		10.37	9.72	9.81	19.53	10.66	+ 12.51
3	26	18558	1996	(2)	U21	WILLOWS Laurence		BRO		10.22	9.78	9.77	19.55	11.30	- 7.47
4	21	19420	1998	(1)	U18	WITTS Callum		PND		10.35	9.81	9.84	19.65	14.53	+ 5.37
5	30	41481	1992	(2)	SEN	FLAHIVE Gerard		LSU	IMP	9.96		9.70	19.66	14.85	+ 17.72
6	34	18629	1993	(3)	SEN	MOLLOY Daniel		NOR		10.55	10.09	10.25	20.34	36.81	+ 18.64
7	74	14921	1992	(4)	SEN	HUGHES Toby		NOR			10.58	9.96	20.54	43.27	+ 4.20
8	23	21084	1990	(5)	SEN	EMMERSON Philip		MID			10.22	10.52	20.74	49.73	+ 17.41
9	22	20683	1999	(1)	U16	SPEED Craig		ASR		11.05	10.56	10.39	20.95	56.51	+ 5.13
10	24	18674	1997	(2)	U18	CHAPMAN Euan		ASR	ASR	10.88	10.77	10.38	21.15	62.97	+ 15.36
11	29	19051	2001	(1)	U14	WEEKS Oliver		MID	DRA	11.17	10.64	10.72	21.36	69.75	+ 20.57
12	42	20262	2002	(2)	U14	CASE Toby		HEM	ASR	11.49	11.02	10.82	21.84	85.25	+ 13.07
13	38	19684	1992	(6)	SEN	DANNS Jack		LSU	SAS	11.32	11.09	10.81	21.90	87.19	+ 27.41
14	37	18571	1992	(7)	SEN	CONDE Jamie		TEL	TEL	11.01		10.97	21.98	89.77	+ 30.06
15	27	14899	1995	(3)	U21	MERCER Patrick		NOR	BSA		11.27	11.09	22.36	102.04	+ 47.18
16	50	21723	2000	(2)	U16	HOWE Charlie		NOR		11.22		11.24	22.46	105.27	- 1.00
17	63	21218	1998	(3)	U18	BRESKAL Bailey		WGC		11.90	11.48	11.10	22.58	109.15	- 37.18
18	35	18512	1994	(4)	U21	WITTS Kaigan		PND	PND		12.05	10.76	22.81	116.57	+ 83.47
19	46	21594	1999	(3)	U16	WORTT Aaron		ASR		11.98	11.69	11.72	23.41	135.95	+ 41.48
20	45	22009	2001	(3)	U14	APPLETON Byron		HEM			11.89	11.55	23.44	136.92	+ 43.13
21	55	21408	2000	(4)	U16	MILLER-HASTINGS Frankie		FLK		11.91		11.58	23.49	138.53	+ 14.57
22	53	21051	2001	(4)	U14	UPTON Thomas		MID			11.98	11.80	23.78	147.90	+ 34.23
23	79	22164	2001	(5)	U14	LONGSTAFF Michael		WGC			12.18	11.67	23.85	150.16	-
24	47	10596	1963	(1)	MAS	BUNTON Paul		CHT	CHT	12.52	13.36	12.04	24.56	173.08	+ 76.70
25	68	42031	2001	(6)	U14	JONES Gethin		CAR		13.03	12.52	12.69	25.21	194.07	+ 19.95

Eastern Region Snowsports Association

Club National 2014

Special Slalom - Male

Final ranking - Club National

Rank	Bib.	RegNo	Year	(Rank)	Cat	Name	====	Art	Sno	Run-1	Run-2	Run-3	Time	Points	Perf
26	59	13217	1968	(2)	MAS	SHARP Anthony		HEM		13.10		12.75	25.85	214.74	+ 84.08
27	66	20766	2001	(7)	U14	HUMPHREYS Charles		HEM	TEL		13.35	12.60	25.95	217.97	+ 56.50
28	64	22188	2000	(5)	U16	TRUST Alex		HEM			13.50	12.93	26.43	233.47	+ 75.37
29	67	21601	1969	(3)	MAS	SMITH Anthony		ALD	ALD	13.78	13.48	13.14	26.62	239.60	+ 69.12
30	71	21612	2001	(8)	U14	GIBBS Jack		ASR		13.68	13.53	13.15	26.68	241.54	+ 4.06
31	54	9379	1958	(4)	MAS	PROUDLOVE Andrew		BRO	EVO	14.08		12.98	27.06	253.81	+ 131.02
32	69	20613	2001	(9)	U14	WILLIS James		SMK	SMK	14.12	13.72	13.42	27.14	256.40	+ 55.75
33	65	21103	2001	(10)	U14	WILLIAMS-GRAVENER David		FLK	DHO		14.14	13.39	27.53	268.99	+ 110.23
34	75	19774	2002	(11)	U14	BARTON Dominic		HEM	SMK	14.89	15.06	14.25	29.14	320.98	-
35	72	14261	1949	(5)	MAS	CALVERT John		ASR	ALD	15.39	14.86	14.71	29.57	334.86	+ 79.82
36	56	19855	2002	(12)	U14	BINGHAM Nicholas		ESX	SAS		17.41	12.19	29.60	335.83	+ 210.55
37	73	20590	2002	(13)	U14	CARE James		MID		15.58	15.22	14.64	29.86	344.23	- 43.81
38	77	DAYDH	2002	(14)	U14	HEYMOZ Daniel		WGC		17.88	16.79	17.90	34.69	500.20	-
39	33	41578	1994	(5)	U21	LEE Adam		PND	MID	11.31	11.25	25.87	37.12	578.67	+ 552.28
40	61	21691	1999	(6)	U16	LANE Joshua		NOR	NOR	12.35	21.06	36.73	49.08	964.88	+ 830.39

Did Not Start - Run-1 (3)

32	19639	1998		U18	BARTON Daniel		HEM	HEM							
52	21626	1967		MAS	ATKINSON Andrew		BRO								
78	DAYFM	2000		U16	MANNION Fynn		HEM								

Did Not Finish - Run-1 (21)

25	9694	1985		SEN	CLARK Benjamin		BRO	K--							
27	14899	1995		U21	MERCER Patrick		NOR	BSA			11.27	11.09			
35	18512	1994		U21	WITTS Kaigan		PND	PND			12.05	10.76			
36	20239	1993		SEN	CHAMPION Ben		CHT								
39	19854	1999		U16	BINGHAM Jonathan		ESX	SAS							
41	21189	1998		U18	BIGGS Saul		FLK								
43	19713	1997		U18	BOTY Harry		HEM	ELI							
44	21119	1999		U16	DAVIES Harry		NOR								
45	22009	2001		U14	APPLETON Byron		HEM				11.89	11.55			
48	21004	1998		U18	GIBBS James		ASR								
51	19941	1999		U16	LAWRENCE Thomas		MID	DRA							
53	21051	2001		U14	UPTON Thomas		MID				11.98	11.80			
56	19855	2002		U14	BINGHAM Nicholas		ESX	SAS			17.41	12.19			
57	21600	2000		U16	SMITH Euan		ASR				11.93				
58	21605	2002		U14	SMITH Nathan		ASR								
60	20645	2000		U16	TREW Richard		HEM	K--			11.79				
62	41987	1999		U16	JONES Iwan		CAR				12.24				
64	22188	2000		U16	TRUST Alex		HEM				13.50	12.93			
65	21103	2001		U14	WILLIAMS-GRAVENER David		FLK	DHO			14.14	13.39			
74	14921	1992		SEN	HUGHES Toby		NOR				10.58	9.96			
79	22164	2001		U14	LONGSTAFF Michael		WGC				12.18	11.67			

Disqualified - Run-1 (3)

23	21084	1990		SEN	EMMERSON Philip		MID				10.22	10.52	Gate 3		
66	20766	2001		U14	HUMPHREYS Charles		HEM	TEL			13.35	12.60	Gate 9		
70	20184	2000		U16	NEWTON William		HEM	K--					Gate 10		

Did Not Start - Run-2 (3)

32	19639	1998		U18	BARTON Daniel		HEM	HEM							
52	21626	1967		MAS	ATKINSON Andrew		BRO								
78	DAYFM	2000		U16	MANNION Fynn		HEM								

Did Not Finish - Run-2 (8)








41	21189	1998		U18	BIGGS Saul		FLK								
----	-------	------	--	-----	------------	--	-----	--	--	--	--	--	--	--	--

Eastern Region Snowsports Association

Club National 2014

Special Slalom - Male

Final ranking - Club National

Rank	Bib.	RegNo	Year	(Rank)	Cat	Name	====	Art	Sno	Run-1	Run-2	Run-3	Time	Points	Perf
44	21119	1999			U16	DAVIES Harry		NOR							
48	21004	1998			U18	GIBBS James		ASR							
50	21723	2000			U16	HOWE Charlie		NOR		11.22		11.24			
51	19941	1999			U16	LAWRENCE Thomas		MID	DRA						
55	21408	2000			U16	MILLER-HASTINGS Frankie		FLK		11.91		11.58			
59	13217	1968			MAS	SHARP Anthony		HEM		13.10		12.75			
76	19132	1994			U21	HUTCHINGS Michael		WGC		12.27					

Disqualified - Run-2 (9)

25	9694	1985			SEN	CLARK Benjamin		BRO	K--				Gate 11		
30	41481	1992			SEN	FLAHIVE Gerard		LSU	IMP	9.96		9.70	Gate 11		
36	20239	1993			SEN	CHAMPION Ben		CHT					Gate 11		
37	18571	1992			SEN	CONDE Jamie		TEL	TEL	11.01		10.97	Gate 11		
39	19854	1999			U16	BINGHAM Jonathan		ESX	SAS				Gate 11		
43	19713	1997			U18	BOTY Harry		HEM	ELI				Gate 43		
54	9379	1958			MAS	PROUDLOVE Andrew		BRO	EVO	14.08		12.98	Gate 9		
58	21605	2002			U14	SMITH Nathan		ASR					Gate 8		
70	20184	2000			U16	NEWTON William		HEM	K--				Gate 11		

Did Not Finish - Run-3 (2)

60	20645	2000			U16	TREW Richard		HEM	K--		11.79				
62	41987	1999			U16	JONES Iwan		CAR			12.24				

Disqualified - Run-3 (4)

40	22214	1992			SEN	HOOK Kristian		ASR		31.34	11.23		Gate 10		
49	21169	1999			U16	FOWLES James		FLK		11.97	11.73		Gate 10		
57	21600	2000			U16	SMITH Euan		ASR			11.93		Gate 10		
76	19132	1994			U21	HUTCHINGS Michael		WGC		12.27			Gate 11		

Technical Delegate

Eastern Region Snowsports Association

Club National 2014

Special Slalom - Male

Penalty calculation

Rank	Bib.	RegNo	Year	Cat	Name	Art	Points	Best 5	Race points
Best 10 at finish									
1	31	19170	1995	U21	CORR Christopher	PND	5.98	5.98	0.00
2	28	4777	1985	SEN	HATCHER David	WCS	8.15	8.15	10.66
3	26	18558	1996	U21	WILLOWS Laurence	BRO	28.77	-	-
4	21	19420	1998	U18	WITTS Callum	PND	19.16	19.16	14.53
5	30	41481	1992	SEN	FLAHIVE Gerard	LSU	7.13	7.13	14.85
6	34	18629	1993	SEN	MOLLOY Daniel	NOR	28.17	28.17	36.81
7	74	14921	1992	SEN	HUGHES Toby	NOR	49.07	-	-
8	23	21084	1990	SEN	EMMERSON Philip	MID	42.32	-	-
9	22	20683	1999	U16	SPEED Craig	ASR	61.38	-	-
10	24	18674	1997	U18	CHAPMAN Euan	ASR	57.61	-	-

Best 5 at start

1	31	19170	1995	U21	CORR Christopher	PND	5.98
5	30	41481	1992	SEN	FLAHIVE Gerard	LSU	7.13
2	28	4777	1985	SEN	HATCHER David	WCS	8.15
4	21	19420	1998	U18	WITTS Callum	PND	19.16
DSQ	25	9694	1985	SEN	CLARK Benjamin	BRO	21.74

TOTAL

(B) List points of best 5 at start	62.16	
(A) List points of the best 5 to finish in top 10		68.59
(C) Race points of corresponding competitors		76.85
Calculated penalty (A + B - C) = 53.90 / 10	5.39	
Correction value (Z)	0.00	
Category adder	0.00	
Applied penalty	(5.39) 10.00	

Technical Delegate