



Norfolk Club National 2014
Norfolk Snowsports Club
Special Slalom - Female & Male (U12,s)
Ranking

COMPETITION JURY

TECHNICAL DELEGATE WILLIS Peter (GBR)
 CHIEF OF RACE WRIGHT Bernard (ERSA)
 REFEREE MAWSON Ian (WGC)

WEATHER

CONDITIONS Sunny & Hot
 SNOW What !!!!!
 AIR TEMPERATURE START : 26.0 °C
 FINISH : 26.0 °C

1st RUN

COURSESETTER JENKINS Nia (NOR)
 FORERUNNERS - A - TELLING Paul (EVO)
 - B - SHAILES Polly (NOR)
 - C - YEUNG Issy (VIK)
 COURSE Norfolk Snowsports Club
 START 68 m
 FINISH 33 m
 DROP 35 m
 LENGTH 180 m
 HOMOLOGATION CN GP PS 30-Apr-2020
 GATES 15
 DIRECTIONS 15
 STARTING TIME 1100

2nd RUN

JENKINS Nia (NOR)
 TELLING Paul (EVO)
 SHAILES Polly (NOR)
 YEUNG Issy (VIK)
 Norfolk Snowsports Club
 68 m
 33 m
 35 m
 180 m
 CN GP PS 30-Apr-2020




LIST n°143

Rank	Bib.	Year	Cat	Name	====	Art	Sno	Run-1	Run-2	Run-3	Time
1	7	2003	U12	THOMPSON Joseph		NOR	ELI	15.44	15.19	15.88	15.19
2	12	2003	U12	DADE Tommy		NOR	AMB	15.62	15.71	16.25	15.62
3	6	2004	U12	UPTON Jack		MID		16.29	16.05	15.74	15.74
4	4	2003	U12	LUTTERLOCH Edward		ASR		16.69	15.99	16.25	15.99
5	2	2003	U12	ROSS Callum		TSN	SAS	16.50	16.33	16.42	16.33
6	15	2004	U12	STAYMAN Harry		SOU	SAS	16.97	16.66	17.24	16.66
7	13	2005	U10	BUNTON Ryan		CHT			17.51	17.88	17.51
8	11	2005	U10	PARKER Travis		NOR		17.98	17.61	18.27	17.61
9	21	2003	U12	HOLMES Abby		NOR		18.33	17.64	18.23	17.64
10	14	2003	U12	TURNER Alfie		HEM	HEM	17.65		20.54	17.65
11	1	2004	U12	TANDY Joshua		FLK		18.17	18.04	18.06	18.04
12	5	2006	U10	DADE Jake		NOR	NOR	18.21	18.05	18.13	18.05
13	8	2004	U12	MELLON-HENDRY Freddie		ASR		18.36	18.11	18.46	18.11
14	3	2005	U10	CHAUHAN Rohan		NOR		19.21	18.75	18.62	18.62
15	23	2004	U12	TRUST Emma		HEM		19.32	19.13	19.93	19.13
16	22	2005	U10	HEMMING Anya		MID		20.90	20.67	21.44	20.67
17	9	2005	U10	LOUTH Oscar		HEM	HEM	20.95	21.31	20.73	20.73
18	10	2005	U10	PARRY-GOCKCE Louis		ASR			22.24	22.26	22.24

Did Not Start - Run-1 (1)

24	2003	U12	SHELLEY Annie		VIK						
----	------	-----	---------------	--	-----	--	--	--	--	--	--

Norfolk Club National 2014
 Norfolk Snowsports Club
 Special Slalom - Female & Male (U12,s)
 Ranking

Rank	Bib.	Year	Cat	Name	====	Art	Sno	Run-1	Run-2	Run-3	Time
Did Not Finish - Run-1 (1)											
	13	2005	U10	BUNTON Ryan		CHT		17.51	17.88		
Disqualified - Run-1 (1)											
	10	2005	U10	PARRY-GOCKCE Louis		ASR		22.24	22.26	Gate 10	
Did Not Start - Run-2 (1)											
	24	2003	U12	SHELLEY Annie		VIK					
Disqualified - Run-2 (1)											
	14	2003	U12	TURNER Alfie		HEM	HEM	17.65		20.54	Gate 11
Did Not Start - Run-3 (1)											
	24	2003	U12	SHELLEY Annie		VIK					



Norfolk Club National 2014
 Norfolk Snowsports Club
 Special Slalom - Female
 Final ranking - Club National

COMPETITION JURY

TECHNICAL DELEGATE WILLIS Peter (GBR)
 CHIEF OF RACE WRIGHT Bernard (ERSA)
 REFEREE MAWSON Ian (WGC)

WEATHER

CONDITIONS Sunny & Hot
 SNOW What !!!!!
 AIR TEMPERATURE START : 26.0 °C
 FINISH : 26.0 °C

1st RUN

COURSESETTER JENKINS Nia (NOR)
 FORERUNNERS - A - TELLING Paul (EVO)
 - B - SHAILES Polly (NOR)
 - C - YEUNG Issy (VIK)

2nd RUN

JENKINS Nia (NOR)
 - A - TELLING Paul (EVO)
 - B - SHAILES Polly (NOR)
 - C - YEUNG Issy (VIK)

COURSE Norfolk Snowsports Club
 START 68 m
 FINISH 33 m
 DROP 35 m
 LENGTH 180 m
 HOMOLOGATION CN GP PS 30-Apr-2020
 GATES 17
 DIRECTIONS 17
 STARTING TIME 1100

Norfolk Snowsports Club
 68 m
 33 m
 35 m
 180 m
 CN GP PS 30-Apr-2020




LIST n°214 APPLIED PENALTY : 14.37

F = 620

Rank	Bib.	RegNo	Year	(Rank)	Cat	Name	====	Art	Sno	Run-1	Run-2	Run-3	Time	Points	Perf
1	32	17936	1996	(1)	U21	DAVIES Jenny		ASR		15.40	15.25	15.59	30.84	0.00	- 2.47
2	42	20139	1997	(1)	U18	COE Megan		NOR		15.67	15.32	15.61	30.93	1.81	- 15.69
3	36	19016	1995	(2)	U21	SKIPPER Sophie		NOR	NOR	15.48	15.75	15.49	30.97	2.61	- 13.80
4	34	20754	1997	(2)	U18	SPANTON Jessica		NOR		16.34	15.71	15.50	31.21	7.44	- 28.94
5	45	19498	1999	(1)	U16	LILLYWHITE Alexandra		VIK	AMB	15.99	15.71	15.62	31.33	9.85	- 25.06
6	35	18660	1997	(3)	U18	HATHWAY Isabella		ASR			15.72	15.75	31.47	12.67	+ 14.30
7	41	17970	1994	(3)	U21	HATHWAY Ellen		LSU	ASR	15.79	15.60	16.08	31.68	16.89	+ 19.67
8	39	41007	1987	(1)	SEN	GODDARD Emily		GLO	DRA	15.88	15.82	15.88	31.70	17.29	+ 7.02
9	31	18933	2001	(1)	U14	VALE Lauren		CHT		16.58	16.18	15.60	31.78	18.90	- 46.67
10	44	20337	2001	(2)	U14	SKIPPER Megan		NOR	NOR	16.68	16.09	16.01	32.10	25.33	- 66.92
11	53	19235	1999	(2)	U16	ROYAL Natasha		VIK		16.65	16.38	15.86	32.24	28.15	-
12	33	21014	2000	(3)	U16	MAYHEW Jessica		MID	MID	16.73	16.39	16.30	32.69	37.19	+ 3.50
13	38	19152	1999	(4)	U16	LEWINGTON Caitlin		BRO		16.68	16.49	16.33	32.82	39.81	- 22.71
14	49	21355	2001	(3)	U14	TAPSELL Charlotte		HEM	BSA	17.26	16.47	16.46	32.93	42.02	- 87.82
15	47	20644	1999	(5)	U16	TREW Isobel		HEM	K	17.16	16.69	16.39	33.08	45.03	- 65.69
15	40	20307	1995	(4)	U21	MIDDLETON Amy		MID		16.95	16.56	16.52	33.08	45.03	+ 8.25
17	37	22012	1999	(6)	U16	GATTY Victoria		PND	PND	16.55	18.01	17.14	33.69	57.30	- 30.23
18	58	DAYCS	1994	(5)	U21	RUSSELL Claire		NOR		17.67	17.32	16.94	34.26	68.75	-
19	61	DAYJL	2001	(4)	U14	LUCK Jemma		NOR		18.00	17.70	17.01	34.71	77.80	-
20	55	22304	2000	(7)	U16	WILKINS Eleanor		BRS	BRS	18.12	17.82	17.15	34.97	83.03	-
21	48	20742	1971	(1)	MAS	SAMPSON Melissa		NOR	NOR	18.89	18.11	17.83	35.94	102.53	- 20.83
22	57	21897	2002	(5)	U14	MARTIN Lily		BRO	BRO		18.52	17.91	36.43	112.38	-



Norfolk Club National 2014
 Norfolk Snowsports Club
 Special Slalom - Female
 Final ranking - Club National

Rank	Bib.	RegNo	Year	(Rank)	Cat	Name	====	Art	Sno	Run-1	Run-2	Run-3	Time	Points	Perf
23	52	22111	2001	(6)	U14	HODGSON Ellen		ASR	ASR	20.40	19.75	19.22	38.97	163.44	- 107.57
24	54	36639	1993	(2)	SEN	DAVIES Christina	ASC	ASC		22.86	19.93	20.04	39.97	183.55	-
25	59	21734	2001	(7)	U14	ATKINSON Molly		CHT			21.45	19.79	41.24	209.08	-
26	51	21303	2002	(8)	U14	BANNISTER Lucy		ASR		21.73	21.28	20.38	41.66	217.52	+ 3.01
27	60	21881	2001	(9)	U14	STAYMAN Jessica	SOU	SOU	SAS	21.58	20.88	21.01	41.89	222.15	-

Did Not Start - Run-1 (2)

50	20767	2000			U16	WEBSTER Atlanta		NOR	NOR						
56	DAYMS	2002			U14	SHELLEY Madeline		VIK							

Did Not Finish - Run-1 (3)

35	18660	1997			U18	HATHWAY Isabella		ASR			15.72	15.75			
46	20602	2000			U16	SMIDT-WALLIS Brielle		ASR	SUR		17.93				
59	21734	2001			U14	ATKINSON Molly		CHT			21.45	19.79			

Disqualified - Run-1 (1)

57	21897	2002			U14	MARTIN Lily		BRO	BRO		18.52	17.91	Gate 10		
----	-------	------	--	--	-----	-------------	---	-----	-----	--	-------	-------	---------	--	--

Did Not Start - Run-2 (2)

50	20767	2000			U16	WEBSTER Atlanta		NOR	NOR						
56	DAYMS	2002			U14	SHELLEY Madeline		VIK							

Did Not Start - Run-3 (1)

43	20643	1999			U16	TREW Eleanor		HEM	K	18.54	18.35				
----	-------	------	--	--	-----	--------------	---	-----	---	-------	-------	--	--	--	--

Did Not Finish - Run-3 (1)

46	20602	2000			U16	SMIDT-WALLIS Brielle		ASR	SUR		17.93				
----	-------	------	--	--	-----	----------------------	---	-----	-----	--	-------	--	--	--	--

Technical Delegate



Norfolk Club National 2014
 Norfolk Snowsports Club
 Special Slalom - Female
 Penalty calculation

Rank	Bib.	RegNo	Year	Cat	Name	Art	Points	Best 5	Race points
------	------	-------	------	-----	------	-----	--------	--------	-------------

Best 10 at finish

1	32	17936	1996	U21	DAVIES Jenny	ASR	16.84	16.84	0.00
2	42	20139	1997	U18	COE Megan	NOR	31.87	-	-
3	36	19016	1995	U21	SKIPPER Sophie	NOR	30.78	30.78	2.61
4	34	20754	1997	U18	SPANTON Jessica	NOR	50.75	-	-
5	45	19498	1999	U16	LILLYWHITE Alexandra	VIK	49.28	-	-
6	35	18660	1997	U18	HATHWAY Isabella	ASR	12.74	12.74	12.67
7	41	17970	1994	U21	HATHWAY Ellen	LSU	11.59	11.59	16.89
8	39	41007	1987	SEN	GODDARD Emily	GLO	24.64	24.64	17.29
9	31	18933	2001	U14	VALE Lauren	CHT	79.94	-	-
10	44	20337	2001	U14	SKIPPER Megan	NOR	106.62	-	-

Best 5 at start

7	41	17970	1994	U21	HATHWAY Ellen	LSU	11.59
6	35	18660	1997	U18	HATHWAY Isabella	ASR	12.74
1	32	17936	1996	U21	DAVIES Jenny	ASR	16.84
8	39	41007	1987	SEN	GODDARD Emily	GLO	24.64
3	36	19016	1995	U21	SKIPPER Sophie	NOR	30.78

TOTAL

(B) List points of best 5 at start	96.59	
(A) List points of the best 5 to finish in top 10		96.59
(C) Race points of corresponding competitors		49.46
Calculated penalty (A + B - C) = 143.72 / 10	14.37	
Correction value (Z)	0.00	
Category adder	0.00	
Applied penalty	14.37	

Technical Delegate



Norfolk Club National 2014
 Norfolk Snowsports Club
 Special Slalom - Male
 Final ranking - Club National

COMPETITION JURY

TECHNICAL DELEGATE WILLIS Peter (GBR)
 CHIEF OF RACE WRIGHT Bernard (ERSA)
 REFEREE MAWSON Ian (WGC)

WEATHER

CONDITIONS Sunny & Hot
 SNOW What !!!!!
 AIR TEMPERATURE START : 26.0 °C
 FINISH : 26.0 °C

1st RUN

COURSESETTER JENKINS Nia (NOR)
 FORERUNNERS - A - TELLING Paul (EVO)
 - B - SHAILES Polly (NOR)
 - C - YEUNG Issy (VIK)

2nd RUN

JENKINS Nia (NOR)
 - A - TELLING Paul (EVO)
 - B - SHAILES Polly (NOR)
 - C - YEUNG Issy (VIK)

COURSE Norfolk Snowsports Club
 START 68 m
 FINISH 33 m
 DROP 35 m
 LENGTH 180 m
 HOMOLOGATION CN GP PS 30-Apr-2020
 GATES 17
 DIRECTIONS 17
 STARTING TIME 1100

Norfolk Snowsports Club
 68 m
 33 m
 35 m
 180 m
 CN GP PS 30-Apr-2020

LIST n°214 APPLIED PENALTY : 10.45

F = 620

Rank	Bib.	RegNo	Year	(Rank)	Cat	Name	====	Art	Sno	Run-1	Run-2	Run-3	Time	Points	Perf
1	71	17356	1991	(1)	SEN	HORNSBY Harry		MID	MID	14.08	13.41	13.55	26.96	0.00	+ 5.17
2	80	17284	1996	(1)	U21	SIEBER James		ASR	AMB	14.17	13.45	13.54	26.99	0.69	+ 8.23
3	82	19420	1998	(1)	U18	WITTS Callum		PND		13.97	13.73	13.70	27.43	10.81	- 12.80
4	130	DAYTH	1992	(2)	SEN	HUGHES Toby		NOR		13.85	13.94	13.62	27.47	11.73	-
5	74	18629	1993	(3)	SEN	MOLLOY Daniel		NOR		13.97	14.06	13.90	27.87	20.93	- 17.24
6	86	21742	1998	(2)	U18	SEWELL Logan		NOR		14.50	14.09	14.03	28.12	26.68	- 45.12
6	73	13389	1989	(4)	SEN	LEESON Andrew		PND		14.31	14.12	14.00	28.12	26.68	+ 8.28
8	76	21084	1990	(5)	SEN	EMMERSON Philip		MID		14.51	14.06	14.27	28.33	31.51	- 15.77
9	83	20637	1996	(2)	U21	WIGMORE Matthew		NOR		14.65	14.22	14.24	28.46	34.50	- 4.09
10	75	20628	1997	(3)	U18	RICHARDSON Thomas		NOR		14.16	14.30	14.41	28.57	37.03	+ 1.39
11	138	12618	1990	(6)	SEN	BALDWIN Thomas		NOR	BSA	14.96	14.60	14.64	29.24	52.43	+ 45.58
12	85	21595	1992	(7)	SEN	SMITH James		MID	BRU	14.51	14.51	15.00	29.51	58.64	- 3.14
13	79	19051	2001	(1)	U14	WEEKS Oliver		MID	DRA	14.74	14.52	15.06	29.58	60.25	- 0.29
14	135	14899	1995	(3)	U21	MERCER Patrick		NOR	BSA	15.19	14.82	14.93	29.75	64.16	-
15	81	17932	1997	(4)	U18	SOUTHALL Frazer		FLK		14.81		15.06	29.87	66.92	+ 8.30
16	87	19854	1999	(1)	U16	BINGHAM Jonathan		ESX	SAS	15.49	14.64	15.41	30.05	71.06	- 6.66
17	95	20687	2001	(2)	U14	TROUNG Aaron		VIK	AMB	15.30	15.12	14.94	30.06	71.29	- 30.61
18	77	41650	1996	(4)	U21	SELLWOOD Thomas		CAR	DRA	14.99	15.49	15.21	30.20	74.51	+ 17.84
19	96	21119	1999	(2)	U16	DAVIES Harry		NOR		15.43	15.18	15.09	30.27	76.12	- 25.87
20	115	21718	1970	(1)	MAS	ROSS David		TSN	TSN	15.73	15.27	15.08	30.35	77.96	- 106.86
21	78	2657	1966	(2)	MAS	BANNISTER Simon		ASR		15.65	15.22	15.23	30.45	80.26	+ 15.35
22	92	20262	2002	(3)	U14	CASE Toby		HEM	ASR	15.68	15.49	15.00	30.49	81.18	- 14.35




Norfolk Club National 2014
Norfolk Snowsports Club
Special Slalom - Male
Final ranking - Club National

Rank	Bib.	RegNo	Year	(Rank)	Cat	Name	====	Art	Sno	Run-1	Run-2	Run-3	Time	Points	Perf
23	88	20481	2001	(4)	U14	HUDSON Thomas		NOR	BSA	15.68	14.93	15.80	30.73	86.70	+ 4.75
24	99	20846	1998	(5)	U18	DEWISON Samuel		MID	MID	15.84	15.78	15.32	31.10	95.21	- 14.20
25	91	20673	1999	(3)	U16	BANNISTER Adam		ASR		16.07	15.88	15.44	31.32	100.27	+ 10.76
26	132	22166	1999	(4)	U16	HOLMES Thomas		NOR		15.90	15.62	15.85	31.47	103.72	-
27	98	21097	2002	(5)	U14	HOLMES Robert		PND		16.43	15.93	15.63	31.56	105.79	- 2.04
28	110	21723	2000	(5)	U16	HOWE Charlie		NOR		15.98	16.03	15.77	31.75	110.16	- 48.20
29	105	18378	2000	(6)	U16	SOUTHALL Merrick		FLK		16.11	15.92	15.88	31.80	111.31	- 16.98
30	137	21594	1999	(7)	U16	WORTT Aaron		ASR		16.30	15.58	16.34	31.92	114.07	- 13.12
31	89	21189	1998	(6)	U18	BIGGS Saul		FLK		15.92		16.04	31.96	114.99	+ 30.82
32	102	21051	2001	(6)	U14	UPTON Thomas		MID		17.05	16.21	16.03	32.24	121.42	+ 5.60
33	133	DAYAL	1993	(8)	SEN	LINCOLN Andrew		NOR		16.90	16.04	16.22	32.26	121.88	-
34	101	10596	1963	(3)	MAS	BUNTON Paul		CHT	CHT	16.56	16.37	16.17	32.54	128.32	+ 15.90
35	94	21146	1998	(7)	U18	COOPER Morgan		PND		16.19		16.36	32.55	128.55	+ 26.79
36	112	21004	1998	(8)	U18	GIBBS James		ASR		16.82	16.42	16.14	32.56	128.78	- 40.23
37	107	21691	1999	(8)	U16	LANE Joshua		NOR	NOR	16.12	16.24	16.62	32.74	132.92	- 2.23
38	97	19733	2000	(9)	U16	DAVEY Joseph		SPR	SPR SPR	16.62	16.11	16.77	32.88	136.14	+ 28.48
39	114	21550	1997	(9)	U18	TARRANT Toby		MID		16.51	16.10	16.86	32.96	137.98	- 37.77
40	100	20431	1969	(4)	MAS	HOLMES John		PND		17.04	16.47	16.67	33.14	142.12	+ 32.68
41	113	21169	1999	(10)	U16	FOWLES James		FLK		16.75	16.95	16.43	33.18	143.04	- 26.45
42	103	21632	2001	(7)	U14	SHEMMANS Jake		ASR		16.64	17.35	16.94	33.58	152.24	+ 35.41
43	108	19855	2002	(8)	U14	BINGHAM Nicholas		ESX	SAS	17.46	16.85	16.99	33.84	158.22	+ 15.59
44	117	21600	2000	(11)	U16	SMITH Euan		ASR			17.32	17.20	34.52	173.86	- 15.11
45	126	DAYMS.	1967	(5)	MAS	SYDER Mark		NOR		18.15	17.44	17.23	34.67	177.31	-
46	121	21626	1967	(6)	MAS	ATKINSON Andrew		BRO		17.59	17.75	17.46	35.05	186.05	- 126.71
47	125	DAYOS	2000	(12)	U16	STEWART Oliver		NOR		20.59	18.20	17.80	36.00	207.89	-
48	128	22188	2000	(13)	U16	TRUST Alex		HEM		18.85	18.44	17.62	36.06	209.27	-
49	136	DAYJS	1998	(10)	U18	SYDER James		NOR		18.68	18.44	17.82	36.26	213.87	-
50	119	21103	2001	(9)	U14	WILLIAMS-GRAVENER David		FLK	DHO	18.29	18.03	18.58	36.61	221.92	- 29.44
51	129	DAYHS	1997	(11)	U18	STEWART Harry		NOR		18.99	18.72	18.09	36.81	226.52	-
52	118	21601	1969	(7)	MAS	SMITH Anthony		ALD	ALD	19.03	18.74	18.34	37.08	232.73	+ 14.87
53	120	21612	2001	(10)	U14	GIBBS Jack		ASR		18.84	18.75	19.35	38.10	256.19	- 2.77
54	127	22138	1987	(9)	SEN	BELLAMY Edward		NOR	NOR	19.40	19.53	18.80	38.20	258.49	-
55	122	22162	2000	(14)	U16	WESTON Ryan		FLK		19.95	18.98	19.53	38.51	265.62	-
56	116	21408	2000	(15)	U16	MILLER-HASTINGS Frankie		FLK			17.72	21.79	39.51	288.61	+ 101.83
57	109	20640	2002	(11)	U14	FENELEY Jack		PND		17.33	16.95	32.22	49.17	510.76	+ 367.57

Did Not Start - Run-1 (2)

123	22220	1966	MAS	HOLMES Peter		NOR
124	DAYJD	2002	U14	DICKINSON Joe		PND

Did Not Finish - Run-1 (1)

117	21600	2000	U16	SMITH Euan		ASR	17.32	17.20
-----	-------	------	-----	------------	---	-----	-------	-------

Disqualified - Run-1 (2)

111	21605	2002	U14	SMITH Nathan		ASR			Gate 10
116	21408	2000	U16	MILLER-HASTINGS Frankie		FLK	17.72	21.79	Gate 11

Did Not Start - Run-2 (2)

123	22220	1966	MAS	HOLMES Peter		NOR
124	DAYJD	2002	U14	DICKINSON Joe		PND

Did Not Finish - Run-2 (3)

81	17932	1997	U18	SOUTHALL Frazer		FLK	14.81	15.06
89	21189	1998	U18	BIGGS Saul		FLK	15.92	16.04
94	21146	1998	U18	COOPER Morgan		PND	16.19	16.36

Norfolk Club National 2014
 Norfolk Snowsports Club
 Special Slalom - Male
 Final ranking - Club National

Rank	Bib.	RegNo	Year	(Rank)	Cat	Name	====	Art	Sno	Run-1	Run-2	Run-3	Time	Points	Perf
------	------	-------	------	--------	-----	------	------	-----	-----	-------	-------	-------	------	--------	------



Disqualified - Run-2 (2)

111	21605	2002			U14	SMITH Nathan		ASR							Gate 7
131	22196	2000			U16	WARSOP Rowan		NOR		17.84					Gate 10

Did Not Finish - Run-3 (5)

72	4777	1985			SEN	HATCHER David		WCS		14.15	14.13				
84	19686	1996			U21	BRADFORD-SMITH Jack		ASR		15.99	15.47				
90	19713	1997			U18	BOTY Harry		HEM	WYC	15.82	15.21				
104	19829	2001			U14	HEMMING Ethan		MID	MID	17.49	16.98				
131	22196	2000			U16	WARSOP Rowan		NOR		17.84					Gate 10

Disqualified - Run-3 (3)

93	20239	1993			SEN	CHAMPION Ben		CHT		15.30	15.04				Gate 9
106	19941	1999			U16	LAWRENCE Thomas		MID	DRA	15.76	15.49				Gate 14
134	DATBO	1960			MAS	OHSTEN Ben		NOR		18.28	17.46				Gate 6

Technical Delegate



Norfolk Club National 2014
 Norfolk Snowsports Club
 Special Slalom - Male
 Penalty calculation

Rank	Bib.	RegNo	Year	Cat	Name	Art	Points	Best 5	Race points
------	------	-------	------	-----	------	-----	--------	--------	-------------

Best 10 at finish

1	71	17356	1991	SEN	HORNSBY Harry	MID	5.28	5.28	0.00
2	80	17284	1996	U21	SIEBER James	ASR	2.91	2.91	0.69
3	82	19420	1998	U18	WITTS Callum	PND	34.06	34.06	10.81
4	130	DAYTH	1992	SEN	HUGHES Toby	NOR	-	-	-
5	74	18629	1993	SEN	MOLLOY Daniel	NOR	48.62	-	-
6	86	21742	1998	U18	SEWELL Logan	NOR	82.25	-	-
6	73	13389	1989	SEN	LEESON Andrew	PND	28.85	28.85	26.68
8	76	21084	1990	SEN	EMMERSON Philip	MID	57.73	-	-
9	83	20637	1996	U21	WIGMORE Matthew	NOR	49.04	-	-
10	75	20628	1997	U18	RICHARDSON Thomas	NOR	46.09	46.09	37.03

Best 5 at start

2	80	17284	1996	U21	SIEBER James	ASR	2.91		
1	71	17356	1991	SEN	HORNSBY Harry	MID	5.28		
DNF	72	4777	1985	SEN	HATCHER David	WCS	8.15		
11	138	12618	1990	SEN	BALDWIN Thomas	NOR	17.30		
6	73	13389	1989	SEN	LEESON Andrew	PND	28.85		

TOTAL

(B) List points of best 5 at start	62.49	
(A) List points of the best 5 to finish in top 10		117.19
(C) Race points of corresponding competitors		75.21
Calculated penalty (A + B - C) = 104.47 / 10	10.45	
Correction value (Z)	0.00	
Category adder	0.00	
Applied penalty	10.45	

Technical Delegate