



Vikings Club National 2014

Suffolk Ski Centre

Special Slalom - Female & Male (U12,s)

Official ranking

COMPETITION JURY

TECHNICAL DELEGATE	WILLIS Peter	(GBR)
CHIEF OF RACE	WRIGHT Bernard	(ERSA)
REFEREE	JENKINS Janet	(NOR)

WEATHER

CONDITIONS	Hot, Sunny
SNOW	Bare in places
AIR TEMPERATURE	START : 25.0 °C FINISH : 25.0 °C

1st RUN

COURSESETTER	TRONG Foo	(VIK)
FORERUNNERS	- A - TROUNG Foo	(VIK)
	- B - YEUNG Issy	(VIK)
	- C - BAXTER Phillipa	(VIK)

2nd RUN

	TRONG Foo	(VIK)
- A -	TROUNG Foo	(VIK)
- B -	YEUNG Issy	(VIK)
- C -	BAXTER Phillipa	(VIK)

COURSE	Suffolk Ski Centre
START	38 m
FINISH	12 m
DROP	26 m
LENGTH	180 m
HOMOLOGATION	CN GP PS 05-Jun-2020
GATES	14
DIRECTIONS	14
STARTING TIME	1010

LIST n°143

Rank	Bib.	Year	Name	====	Art	Sno	Run-1	Run-2	Run-3	Time	Gap
------	------	------	------	------	-----	-----	-------	-------	-------	------	-----

++ Under 10 - Boys ++

1	2	2005	BUNTON Ryan		CHT		15.65	15.21	15.08	15.08	
2	9	2005	OGDEN Alexander		NOR	ELI	15.85	15.72	15.56	15.56	0.48
3	11	2006	DADE Jake		NOR	NOR	16.38		16.82	16.38	1.30
4	13	2005	PARKER Travis		NOR		16.53	16.40	16.42	16.40	1.32
5	16	2006	SINCLAIR Laurence		VIK		17.05	16.87	16.75	16.75	1.67
6	5	2005	LOUTH Oscar		HEM	HEM	19.03			19.03	3.95
7	3	2005	THOMSON Kai		VIK			20.78	20.51	20.51	5.43

Did Not Start - Run-1 (1)

7	2006	WEST Jamie		VIK							
---	------	------------	--	-----	--	--	--	--	--	--	--

Did Not Finish - Run-1 (1)

3	2005	THOMSON Kai		VIK				20.78	20.51		
---	------	-------------	--	-----	--	--	--	-------	-------	--	--

Did Not Start - Run-2 (1)

7	2006	WEST Jamie		VIK							
---	------	------------	--	-----	--	--	--	--	--	--	--



Vikings Club National 2014

Suffolk Ski Centre

Special Slalom - Female & Male (U12,s)

Official ranking

Rank	Bib.	Year	Name	====	Art	Sno	Run-1	Run-2	Run-3	Time	Gap
------	------	------	------	------	-----	-----	-------	-------	-------	------	-----

Did Not Finish - Run-2 (1)

	11	2006	DADE Jake		NOR	NOR	16.38		16.82		
--	----	------	-----------	---	-----	-----	-------	--	-------	--	--


Disqualified - Run-2 (1)

	5	2005	LOUTH Oscar		HEM	HEM	19.03				Gate 14
--	---	------	-------------	---	-----	-----	-------	--	--	--	---------

Did Not Start - Run-3 (1)

	7	2006	WEST Jamie		VIK						
--	---	------	------------	---	-----	--	--	--	--	--	--

Disqualified - Run-3 (1)

	5	2005	LOUTH Oscar		HEM	HEM	19.03				Gate 8
--	---	------	-------------	---	-----	-----	-------	--	--	--	--------

++ Under 10 - Girls ++

1	28	2005	HEMMING Anya		MID		17.78	17.33	17.39	17.33	
2	22	2005	BARTLETT Honor		VIK		17.34	18.01	18.64	17.34	0.01
3	29	2005	MANN Madeleine		VIK		17.83	17.79	18.36	17.79	0.46
4	24	2005	SELT Olivia		VIK		21.20	21.14		21.14	3.81

Did Not Finish - Run-3 (1)

	24	2005	SELT Olivia		VIK		21.20	21.14			
--	----	------	-------------	---	-----	--	-------	-------	--	--	--

++ Under 12 - Boys ++

1	8	2003	THOMPSON Joseph		NOR	ELI	14.35	14.00	14.44	14.00	
2	12	2003	DADE Tommy		NOR	AMB	14.51	14.12	14.50	14.12	0.12
3	6	2004	UPTON Jack		MID		14.65	14.38	14.96	14.38	0.38
4	14	2003	ROSS Callum		TSN	SAS	14.98	14.81	14.85	14.81	0.81
5	10	2004	STAYMAN Harry		SOU	SOU SAS	21.10	15.50	15.83	15.50	1.50
6	1	2004	MELLON-HENDRY Freddie		ASR		15.74	15.80	15.99	15.74	1.74
7	15	2004	TANDY Joshua		FLK		16.15	16.24	16.22	16.15	2.15
8	17	2004	SINCLAIR Charles		VIK		16.92	16.57		16.57	2.57
9	4	2003	BARTLETT Arthur		VIK		17.44	17.24	17.60	17.24	3.24

Disqualified - Run-3 (1)

	17	2004	SINCLAIR Charles		VIK		16.92	16.57			Gate 12
--	----	------	------------------	---	-----	--	-------	-------	--	--	---------

++ Under 12 - Girls ++

1	21	2003	HOLMES Abby		NOR		16.35	15.55	15.45	15.45	
2	19	2003	FRANCIS Mia		VIK		16.70	16.38	16.59	16.38	0.93
3	27	2003	THOMSON Olya		VIK		16.46	16.41	16.66	16.41	0.96
4	25	2004	TRUST Emma		HEM		17.37	17.04	17.19	17.04	1.59
5	18	2003	SHELLEY Annie		VIK		17.07	17.09	17.23	17.07	1.62
6	23	2003	WEST Sophie		VIK		18.43	17.10	17.09	17.09	1.64

Vikings Club National 2014

Suffolk Ski Centre

Special Slalom - Female & Male (U12,s)

Official ranking

Rank	Bib.	Year	Name	====	Art	Sno	Run-1	Run-2	Run-3	Time	Gap
7	26	2004	KING Emily-Jane		VIK		19.74	19.17	20.80	19.17	3.72
8	20	2003	CUTHBERT Tia		VIK		20.82	20.86	21.43	20.82	5.37

Technical Delegate



Vikings Club National 2014
Suffolk Ski Centre
Special Slalom - Female
Final ranking - Club National

COMPETITION JURY

TECHNICAL DELEGATE WILLIS Peter (GBR)
 CHIEF OF RACE WRIGHT Bernard (ERSA)
 REFEREE JENKINS Janet (NOR)

WEATHER

CONDITIONS Hot, Sunny
 SNOW Bare in places
 AIR TEMPERATURE START : 25.0 °C
 FINISH : 25.0 °C

1st RUN

COURSESETTER TRONG Foo (VIK)
 FORERUNNERS - A - TROUNG Foo (VIK)
 - B - YEUNG Issy (VIK)
 - C - BAXTER Phillipa (VIK)

2nd RUN

TRONG Foo (VIK)
 - A - TROUNG Foo (VIK)
 - B - YEUNG Issy (VIK)
 - C - BAXTER Phillipa (VIK)

COURSE Suffolk Ski Centre
 START 38 m
 FINISH 12 m
 DROP 26 m
 LENGTH 180 m
 HOMOLOGATION CN GP PS 05-Jun-2020
 GATES 14
 DIRECTIONS 14
 STARTING TIME 1010


LIST n°214 APPLIED PENALTY : 10.00

F = 620

Rank	Bib.	RegNo	Year	(Rank)	Cat	Name	====	Art	Sno	Run-1	Run-2	Run-3	Time	Points	Perf
1	34	17936	1996	(1)	U21	DAVIES Jenny		ASR		13.75	13.70	13.59	27.29	0.00	- 6.84
2	42	20139	1997	(1)	U18	COE Megan		NOR		14.25	14.05	13.95	28.00	16.13	- 5.74
3	32	19016	1995	(2)	U21	SKIPPER Sophie		NOR	NOR	14.26	14.23	13.91	28.14	19.31	- 1.47
4	35	19623	1993	(1)	SEN	SYMONS Rachel		CHT		14.24	14.26	13.99	28.23	21.36	- 8.74
5	45	18660	1997	(2)	U18	HATHWAY Isabella		ASR		14.38	14.21	14.22	28.43	25.90	+ 23.16
6	36	17970	1994	(3)	U21	HATHWAY Ellen		LSU	ASR		14.24	14.22	28.46	26.58	+ 24.99
7	37	41007	1987	(2)	SEN	GODDARD Emily		GLO	DRA	14.48	14.49	14.00	28.48	27.04	+ 12.40
8	39	20307	1995	(4)	U21	MIDDLETON Amy		MID		14.73	14.55	14.44	28.99	38.62	- 2.53
9	41	20337	2001	(1)	U14	SKIPPER Megan		NOR	NOR	14.95	14.67	14.46	29.13	41.80	- 54.82
10	50	21355	2001	(2)	U14	TAPSELL Charlotte		HEM	BSA	14.77	14.60	14.59	29.19	43.17	- 91.04
10	38	18933	2001	(2)	U14	VALE Lauren		CHT		14.64	14.44	14.75	29.19	43.17	- 26.77
12	44	22012	1999	(1)	U16	GATTY Victoria		PND	PND	15.25	14.85	14.54	29.39	47.71	- 44.19
13	60	19235	1999	(2)	U16	ROYAL Natasha		VIK		14.92	14.71	14.70	29.41	48.16	-
14	56	DAYED	1997	(3)	U18	DURANT Ella		VIK		14.99	15.71	14.51	29.50	50.21	-
15	40	21014	2000	(3)	U16	MAYHEW Jessica		MID	MID	15.07	14.88	14.70	29.58	52.03	+ 13.97
16	31	19152	1999	(4)	U16	LEWINGTON Caitlin		BRO		14.99	14.91	14.84	29.75	55.89	- 11.00
17	48	20644	1999	(5)	U16	TREW Isobel		HEM	K	15.36	15.08	14.90	29.98	61.11	- 53.98
18	74	DAYNT	1997	(4)	U18	TOOGOOD Natalia		VIK		15.57	15.18	14.94	30.12	64.29	-
19	47	20602	2000	(6)	U16	SMIDT-WALLIS Brielle		ASR	SUR		15.19	15.40	30.59	74.97	- 35.55
20	58	DAYAD	1999	(7)	U16	DURANT Antonia		VIK		15.32	15.24	15.36	30.60	75.20	-
21	43	14159	1970	(1)	MAS	ANDERSON Beverley		VIK	K--	15.25	15.30	15.41	30.66	76.56	+ 18.69
22	71	DAYS.M.	2000	(8)	U16	MANNBY Siobhan		VIK		15.85	15.48	15.42	30.90	82.02	-



Vikings Club National 2014
Suffolk Ski Centre
Special Slalom - Female
Final ranking - Club National

Rank	Bib.	RegNo	Year	(Rank)	Cat	Name	====	Art	Sno	Run-1	Run-2	Run-3	Time	Points	Perf
23	46	20643	1999	(9)	U16	TREW Eleanor		HEM	K	15.58	15.43	15.69	31.12	87.01	- 22.51
24	70	DAYSM	1999	(10)	U16	MCCABE-ABEL Scarlett		VIK		16.16	15.88	15.82	31.70	100.19	-
25	51	21204	2001	(4)	U14	MIDSON Poppy		FLK	FLK	15.97	17.11	15.81	31.78	102.01	- 50.80
26	55	21897	2002	(5)	U14	MARTIN Lily		BRO	BRO	16.45	16.01	15.80	31.81	102.69	-
27	65	22304	2000	(11)	U16	WILKINS Eleanor		BRS	BRS	15.73	15.72	16.14	31.86	103.83	-
28	75	DAYGL	2001	(6)	U14	LEVENE Grace		VIK		16.32	16.05	15.98	32.03	107.69	-
29	49	20742	1971	(2)	MAS	SAMPSON Melissa		NOR	NOR	16.20	16.49	15.90	32.10	109.28	- 18.45
30	57	DAYMS	1996	(5)	U21	SELT Molly		VIK		16.50	16.45	15.99	32.44	117.00	-
31	52	20767	2000	(12)	U16	WEBSTER Atlanta		NOR	NOR	16.45	16.47	16.10	32.55	119.50	- 56.24
32	67	DAYMT	1999	(13)	U16	TURNER Lucy-May		VIK		16.89	16.69	16.18	32.87	126.77	-
33	63	21836	2000	(14)	U16	WHITMARSH-ALI Megan		CHT		17.06	17.16	16.31	33.37	138.13	-
34	54	22111	2001	(7)	U14	HODGSON Ellen		ASR	ASR	17.54	17.06	16.85	33.91	150.40	- 124.98
35	62	21734	2001	(8)	U14	ATKINSON Molly		CHT			17.64	16.95	34.59	165.85	-
36	53	21303	2002	(9)	U14	BANNISTER Lucy		ASR		18.36	17.76	16.91	34.67	167.67	- 51.21
37	64	DAYLH	2001	(10)	U14	HACKETT Layla		VIK		18.11	17.78	17.53	35.31	182.21	-
38	69	DAYLD	1999	(15)	U16	DAVIGHI Lucia		HEM		18.93	18.11	17.54	35.65	189.93	-
39	77	DAYBT	2002	(11)	U14	TURNER Beth		VIK		18.35	17.89	17.85	35.74	191.98	-
40	76	DAYSH	1996	(6)	U21	HOGAN Sophie		VIK		18.46	18.15	17.91	36.06	199.25	-
41	66	21881	2001	(12)	U14	STAYMAN Jessica		SOU	SAS	18.24	18.23	18.17	36.40	206.97	-
42	72	DAYMS	2002	(13)	U14	SHELLEY Madeline		VIK		20.41	19.87	19.08	38.95	264.90	-
43	59	DAYAK	2000	(16)	U16	KELLETT Annelise		HEM		21.66	21.41	20.58	41.99	333.97	-
44	61	DAYDE	1984	(3)	MAS	EDWARDS Donna		VIK		23.63	23.15	21.87	45.02	402.81	-

Did Not Start - Run-1 (1)

68	22309	1994			U21	FORBES Hannah		BRO							
----	-------	------	--	--	-----	---------------	---	-----	--	--	--	--	--	--	--

Did Not Finish - Run-1 (3)

36	17970	1994			U21	HATHWAY Ellen		LSU	ASR		14.24	14.22			
47	20602	2000			U16	SMIDT-WALLIS Brielle		ASR	SUR		15.19	15.40			
62	21734	2001			U14	ATKINSON Molly		CHT			17.64	16.95			

Did Not Start - Run-2 (1)

68	22309	1994			U21	FORBES Hannah		BRO							
----	-------	------	--	--	-----	---------------	---	-----	--	--	--	--	--	--	--

Did Not Finish - Run-2 (2)

33	20754	1997			U18	SPANTON Jessica		NOR		14.46					
73	DAYED.	1999			U16	DEREVE Emma		VIK		16.19					

Did Not Finish - Run-3 (2)

33	20754	1997			U18	SPANTON Jessica		NOR		14.46					
73	DAYED.	1999			U16	DEREVE Emma		VIK		16.19					

Technical Delegate



Vikings Club National 2014
Suffolk Ski Centre
Special Slalom - Female
Penalty calculation

Rank	Bib.	RegNo	Year	Cat	Name	Art	Points	Best 5	Race points
------	------	-------	------	-----	------	-----	--------	--------	-------------

Best 10 at finish

1	34	17936	1996	U21	DAVIES Jenny	ASR	16.84	16.84	0.00
2	42	20139	1997	U18	COE Megan	NOR	31.87	-	-
3	32	19016	1995	U21	SKIPPER Sophie	NOR	30.78	30.78	19.31
4	35	19623	1993	SEN	SYMONS Rachel	CHT	40.10	-	-
5	45	18660	1997	U18	HATHWAY Isabella	ASR	12.74	12.74	25.90
6	36	17970	1994	U21	HATHWAY Ellen	LSU	11.59	11.59	26.58
7	37	41007	1987	SEN	GODDARD Emily	GLO	24.64	24.64	27.04
8	39	20307	1995	U21	MIDDLETON Amy	MID	51.15	-	-
9	41	20337	2001	U14	SKIPPER Megan	NOR	106.62	-	-
10	50	21355	2001	U14	TAPSELL Charlotte	HEM	144.21	-	-
10	38	18933	2001	U14	VALE Lauren	CHT	79.94	-	-


Best 5 at start

6	36	17970	1994	U21	HATHWAY Ellen	LSU	11.59
5	45	18660	1997	U18	HATHWAY Isabella	ASR	12.74
1	34	17936	1996	U21	DAVIES Jenny	ASR	16.84
7	37	41007	1987	SEN	GODDARD Emily	GLO	24.64
3	32	19016	1995	U21	SKIPPER Sophie	NOR	30.78

TOTAL

(B) List points of best 5 at start	96.59	
(A) List points of the best 5 to finish in top 10		96.59
(C) Race points of corresponding competitors		98.83
Calculated penalty (A + B - C) = 94.35 / 10	9.44	
Correction value (Z)	0.00	
Category adder	0.00	
Applied penalty	(9.44) 10.00	

Technical Delegate





Vikings Club National 2014
Suffolk Ski Centre
Special Slalom - Male
Final ranking - Club National

COMPETITION JURY

TECHNICAL DELEGATE WILLIS Peter (GBR)
 CHIEF OF RACE WRIGHT Bernard (ERSA)
 REFEREE JENKINS Janet (NOR)

WEATHER

CONDITIONS Hot, Sunny
 SNOW Bare in places
 AIR TEMPERATURE START : 25.0 °C
 FINISH : 25.0 °C

1st RUN

COURSESETTER TRONG Foo (VIK)
 FORERUNNERS - A - TROUNG Foo (VIK)
 - B - YEUNG Issy (VIK)
 - C - BAXTER Phillipa (VIK)
 COURSE Suffolk Ski Centre
 START 38 m
 FINISH 12 m
 DROP 26 m
 LENGTH 180 m
 HOMOLOGATION CN GP PS 05-Jun-2020
 GATES 14
 DIRECTIONS 14
 STARTING TIME 1010

2nd RUN

TRONG Foo (VIK)
 - A - TROUNG Foo (VIK)
 - B - YEUNG Issy (VIK)
 - C - BAXTER Phillipa (VIK)
 Suffolk Ski Centre
 38 m
 12 m
 26 m
 180 m
 CN GP PS 05-Jun-2020
 14
 14
 1010

LIST n°214 APPLIED PENALTY : 20.12

F = 620

Rank	Bib.	RegNo	Year	(Rank)	Cat	Name	====	Art	Sno	Run-1	Run-2	Run-3	Time	Points	Perf
1	97	17356	1991	(1)	SEN	HORNSBY Harry		MID	MID	12.74	12.58	12.41	24.99	0.00	+ 14.84
2	150	DAYTH	1992	(2)	SEN	HUGHES Toby		NOR		12.90	12.58	12.71	25.29	7.44	-
3	94	19420	1998	(1)	U18	WITTS Callum		PND		12.89	12.89	12.95	25.84	21.09	+ 7.15
4	95	21084	1990	(3)	SEN	EMMERSON Philip		MID		13.17	13.06	12.92	25.98	24.56	- 13.05
5	98	18629	1993	(4)	SEN	MOLLOY Daniel		NOR		13.13	13.09	12.93	26.02	25.55	- 2.95
6	167	21742	1998	(2)	U18	SEWELL Logan		NOR		13.23	12.99	13.30	26.29	32.25	- 29.88
7	91	14213	1992	(5)	SEN	WALKER Edmund		MID	MID	13.66	13.10	13.21	26.31	32.75	- 24.29
8	100	20637	1996	(1)	U21	WIGMORE Matthew		NOR		13.63	13.15	13.31	26.46	36.47	+ 7.55
9	105	21595	1992	(6)	SEN	SMITH James		MID	BRU	13.26	13.01	13.52	26.53	38.21	- 13.90
10	99	20628	1997	(3)	U18	RICHARDSON Thomas		NOR		13.43	13.36	13.28	26.64	40.94	+ 14.97
11	101	19624	1995	(2)	U21	SYMONS Daniel		CHT	CHT	13.37		13.32	26.69	42.18	- 19.50
12	96	41650	1996	(3)	U21	SELLWOOD Thomas		CAR	DRA	13.47	13.43	13.61	27.04	50.86	+ 3.86
13	162	14899	1995	(4)	U21	MERCER Patrick		NOR	BSA		13.58	13.51	27.09	52.10	-
14	113	20687	2001	(1)	U14	TROUNG Aaron		VIK	AMB	13.62	13.94	13.61	27.23	55.57	- 36.66
15	128	21718	1970	(1)	MAS	ROSS David		TSN	TSN	13.59		13.74	27.33	58.06	- 117.09
16	103	2657	1966	(2)	MAS	BANNISTER Simon		ASR		13.54	13.72	14.10	27.64	65.75	+ 10.51
17	92	18810	1997	(4)	U18	FENELEY Luke		NOR	BSA	13.99	13.93	13.99	27.92	72.69	+ 23.58
18	111	20239	1993	(7)	SEN	CHAMPION Ben		CHT		13.86	13.98	14.07	27.93	72.94	- 17.40
19	93	19686	1996	(5)	U21	BRADFORD-SMITH Jack		ASR		13.89	14.28	14.13	28.02	75.17	+ 25.97
20	102	20683	1999	(1)	U16	SPEED Craig		ASR		14.64	13.99	14.08	28.07	76.41	+ 11.00
21	106	20481	2001	(2)	U14	HUDSON Thomas		NOR	BSA	14.07	13.92	14.18	28.10	77.16	+ 4.88
22	114	20846	1998	(5)	U18	DEWISON Samuel		MID	MID	14.29	14.53	13.97	28.26	81.13	- 18.61



Vikings Club National 2014
Suffolk Ski Centre
Special Slalom - Male
Final ranking - Club National

Rank	Bib.	RegNo	Year	(Rank)	Cat	Name	====	Art	Sno	Run-1	Run-2	Run-3	Time	Points	Perf
23	148	22166	1999	(2)	U16	HOLMES Thomas		NOR		32.65	14.37	13.93	28.30	82.12	-
24	108	19713	1997	(6)	U18	BOTY Harry		HEM	WYC	14.38	14.20	14.34	28.54	88.08	+ 8.68
25	109	20673	1999	(3)	U16	BANNISTER Adam		ASR		14.24	14.62	14.38	28.62	90.06	+ 10.22
26	122	21723	2000	(4)	U16	HOWE Charlie		NOR		14.90	14.38	14.31	28.69	91.80	- 56.89
27	124	21004	1998	(7)	U18	GIBBS James		ASR		14.85	14.71	14.02	28.73	92.79	- 66.55
28	164	21594	1999	(5)	U16	WORTT Aaron		ASR		14.30	14.37	14.45	28.75	93.29	- 24.23
29	110	20262	2002	(3)	U14	CASE Toby		HEM	ASR	14.19	14.34	14.70	28.89	96.76	+ 10.90
30	115	10596	1963	(3)	MAS	BUNTON Paul		CHT	CHT	14.49	14.65	14.57	29.06	100.98	- 1.77
31	126	21550	1997	(8)	U18	TARRANT Toby		MID		14.83	14.61	14.52	29.13	102.71	- 63.37
32	117	21632	2001	(4)	U14	SHEMMANS Jake		ASR		14.75	15.95	14.62	29.37	108.67	+ 1.51
33	123	21605	2002	(5)	U14	SMITH Nathan		ASR		14.85	15.05	14.57	29.42	109.91	- 41.33
34	152	DAYAL	1993	(8)	SEN	LINCOLN Andrew		NOR		14.83	14.41	15.04	29.45	110.65	-
35	112	21146	1998	(9)	U18	COOPER Morgan		PND		14.84	14.92	14.72	29.56	113.38	+ 21.29
36	119	19941	1999	(6)	U16	LAWRENCE Thomas		MID	DRA	14.68	14.57	15.15	29.72	117.35	- 7.14
37	125	21169	1999	(7)	U16	FOWLES James		FLK		15.04	14.83	14.98	29.81	119.58	- 40.24
37	118	19829	2001	(6)	U14	HEMMING Ethan		MID	MID	14.88	15.41	14.93	29.81	119.58	+ 1.61
39	130	21600	2000	(8)	U16	SMITH Euan		ASR		14.96	15.21	14.87	29.83	120.08	- 59.22
40	116	21051	2001	(7)	U14	UPTON Thomas		MID		14.76	14.99	15.09	29.85	120.58	+ 14.43
41	121	10372	1959	(4)	MAS	ANDERSON Christopher		VIK	K--	15.91	15.06	14.93	29.99	124.05	- 19.50
42	142	DAYST	1964	(5)	MAS	THOMSON Stewart		VIK		15.57	15.25	15.10	30.35	132.98	-
43	143	DAYCE	1999	(9)	U16	CASSIDY Ethan		VIK		15.46	15.76	14.90	30.36	133.23	-
44	136	21626	1967	(6)	MAS	ATKINSON Andrew		BRO		15.71	15.51	15.42	30.93	147.37	- 155.72
45	129	21408	2000	(10)	U16	MILLER-HASTINGS Frankie		FLK		15.22	15.35	15.80	31.02	149.60	- 27.51
46	146	DAYHL	1998	(10)	U18	LEVENE Harry		VIK		15.54	15.52	15.51	31.03	149.85	-
47	139	DAYCT	2000	(11)	U16	THOMPSON Connor		VIK		15.65	16.54	15.52	31.17	153.33	-
48	147	21868	1999	(12)	U16	GRAINGER Christopher		VIK		15.52	15.35	15.86	31.21	154.32	-
49	144	DAYOS	2000	(13)	U16	STEWART Oliver		NOR		15.96	15.97	15.32	31.28	156.05	-
50	159	DAYRD	1967	(7)	MAS	DURANT Richard		VIK		16.31	15.91	15.56	31.47	160.77	-
51	120	20640	2002	(8)	U14	FENELEY Jack		PND		15.56	15.66	15.95	31.51	161.76	+ 28.24
52	127	9379	1958	(8)	MAS	PROUDLOVE Andrew		BRO	EVO	15.61	16.08	15.98	31.59	163.75	- 4.06
53	132	19696	1996	(6)	U21	CUTHBERT Daryl		VIK		15.85	16.04	15.93	31.78	168.46	- 24.85
54	163	DAYFC	1999	(14)	U16	CASSIDY Finlay		VIK		15.96		15.91	31.87	170.69	-
55	156	22188	2000	(15)	U16	TRUST Alex		HEM		15.90	16.11	15.98	31.88	170.94	-
56	160	DAYMA	2001	(9)	U14	MCCABE-ABEL Max		VIK		16.12	16.06	15.86	31.92	171.93	-
57	155	DAYCC	1999	(16)	U16	CASSIDY Cameron		VIK		16.01	15.91	16.08	31.99	173.67	-
58	134	21103	2001	(10)	U14	WILLIAMS-GRAVENER David		FLK	DHO	16.21	16.12	16.00	32.12	176.89	- 64.80
59	133	21601	1969	(9)	MAS	SMITH Anthony		ALD	ALD	16.95	16.08	16.07	32.15	177.64	- 30.55
60	137	DAYHS	1997	(11)	U18	STEWART Harry		NOR		16.39	16.30	16.24	32.54	187.31	-
61	131	20108	1996	(7)	U21	GODDARD Thomas		SUF		16.46	16.84	16.62	33.08	200.71	+ 14.38
62	165	21362	1996	(8)	U21	WILSON Geoffrey		VIK			16.96	16.46	33.42	209.15	-
63	140	22162	2000	(17)	U16	WESTON Ryan		FLK		16.88	16.96	16.83	33.71	216.34	-
64	145	22196	2000	(18)	U16	WARSOP Rowan		NOR			16.36	17.54	33.90	221.06	-
65	135	21612	2001	(11)	U14	GIBBS Jack		ASR		16.76		17.15	33.91	221.30	- 27.99
66	161	DAYDR	2000	(19)	U16	ROGERS Daniel		VIK		17.07	17.08	16.95	34.02	224.03	-
67	151	22138	1987	(9)	SEN	BELLAMY Edward		NOR	NOR	17.48	17.12	16.99	34.11	226.27	-
68	157	DAYFC.	2002	(12)	U14	CROCKETT Fraser		VIK		17.48	17.43	18.51	35.94	271.67	-
69	138	DAYKM	2001	(13)	U14	MARTIN Karl		VIK		19.02	18.79	18.17	36.96	296.97	-
70	154	DAYHR	1996	(9)	U21	RUIA Hamish		VIK		15.99	14.75	30.36	45.11	499.18	-



Did Not Start - Run-1 (4)

141	DAYJD	2002		U14	DICKINSON Joe		PND								
149	DAYMD	1997		U18	DOWDEN Mason		VIK								
153	22220	1966		MAS	HOLMES Peter		NOR								
166	13389	1989		SEN	LEESON Andrew		PND								

Did Not Finish - Run-1 (3)

107	21189	1998		U18	BIGGS Saul		FLK								
-----	-------	------	--	-----	------------	---	-----	--	--	--	--	--	--	--	--

Vikings Club National 2014
Suffolk Ski Centre
Special Slalom - Male
Final ranking - Club National

Rank	Bib.	RegNo	Year	(Rank)	Cat	Name	====	Art	Sno	Run-1	Run-2	Run-3	Time	Points	Perf
	145	22196	2000		U16	WARSOP Rowan		NOR			16.36	17.54			
	165	21362	1996		U21	WILSON Geoffrey		VIK			16.96	16.46			

Disqualified - Run-1 (2)

	158	22214	1992		SEN	HOOK Kristian	ASD	ASD					Gate 10		
	162	14899	1995		U21	MERCER Patrick		NOR	BSA		13.58	13.51	Gate 8		

Did Not Start - Run-2 (4)

	141	DAYJD	2002		U14	DICKINSON Joe		PND							
	149	DAYMD	1997		U18	DOWDEN Mason		VIK							
	153	22220	1966		MAS	HOLMES Peter		NOR							
	166	13389	1989		SEN	LEESON Andrew		PND							

Did Not Finish - Run-2 (5)

	101	19624	1995		U21	SYMONS Daniel		CHT	CHT	13.37		13.32			
	104	4777	1985		SEN	HATCHER David		WCS		12.92					
	107	21189	1998		U18	BIGGS Saul		FLK							
	128	21718	1970		MAS	ROSS David		TSN	TSN	13.59		13.74			
	163	DAYFC	1999		U16	CASSIDY Finlay		VIK		15.96		15.91			

Disqualified - Run-2 (2)

	135	21612	2001		U14	GIBBS Jack		ASR		16.76		17.15	Gate 1		
	158	22214	1992		SEN	HOOK Kristian	ASD	ASD					Gate 14		

Did Not Finish - Run-3 (1)

	104	4777	1985		SEN	HATCHER David		WCS		12.92					
--	-----	------	------	--	-----	---------------	---	-----	--	-------	--	--	--	--	--

Technical Delegate



Vikings Club National 2014
Suffolk Ski Centre
Special Slalom - Male
Penalty calculation

Rank	Bib.	RegNo	Year	Cat	Name	Art	Points	Best 5	Race points
------	------	-------	------	-----	------	-----	--------	--------	-------------

Best 10 at finish

1	97	17356	1991	SEN	HORNSBY Harry	MID	5.28	5.28	0.00
2	150	DAYTH	1992	SEN	HUGHES Toby	NOR	-	-	-
3	94	19420	1998	U18	WITTS Callum	PND	34.06	34.06	21.09
4	95	21084	1990	SEN	EMMERSON Philip	MID	57.73	-	-
5	98	18629	1993	SEN	MOLLOY Daniel	NOR	48.62	48.62	25.55
6	167	21742	1998	U18	SEWELL Logan	NOR	82.25	-	-
7	91	14213	1992	SEN	WALKER Edmund	MID	77.16	-	-
8	100	20637	1996	U21	WIGMORE Matthew	NOR	49.04	49.04	36.47
9	105	21595	1992	SEN	SMITH James	MID	72.23	-	-
10	99	20628	1997	U18	RICHARDSON Thomas	NOR	46.09	46.09	40.94

Best 5 at start

1	97	17356	1991	SEN	HORNSBY Harry	MID	5.28		
DNF	104	4777	1985	SEN	HATCHER David	WCS	8.15		
3	94	19420	1998	U18	WITTS Callum	PND	34.06		
10	99	20628	1997	U18	RICHARDSON Thomas	NOR	46.09		
5	98	18629	1993	SEN	MOLLOY Daniel	NOR	48.62		

TOTAL

(B) List points of best 5 at start	142.20	
(A) List points of the best 5 to finish in top 10		183.09
(C) Race points of corresponding competitors		124.05
Calculated penalty (A + B - C) = 201.24 / 10	20.12	
Correction value (Z)	0.00	
Category adder	0.00	
Applied penalty	20.12	

Technical Delegate

