



**The Snow Centre Hemel  
Club National 2014  
Special Slalom - Girls and Boys U12/10  
Final ranking - Club National**

**COMPETITION JURY**

TECHNICAL DELEGATE METTERS Derek (GBR)  
CHIEF OF RACE GRANT Andrea (HEM)  
REFEREE JENKINS Lloyd (NOR)

**WEATHER**

CONDITIONS Indoor Snow  
SNOW Crisp & Even !!  
AIR TEMPERATURE START : -7.0 °C  
FINISH : -6.0 °C

**1st RUN**

COURSESETTER THOMPSON Matthew (HEM)  
FORERUNNERS - A - REIDY Alex (NHEM)  
- B - JENKINS Nia (NOR)  
COURSE The Snow Centre - Hemel  
START 63 m  
FINISH 41 m  
DROP 22 m  
LENGTH 160 m  
HOMOLOGATION CN GP PS 24-Jul-2019  
GATES 11  
DIRECTIONS 11  
STARTING TIME 0900

**2nd RUN**

THOMPSON Matthew (HEM)  
- A - REIDY Alex (HEM)  
- B - JENKINS Nia (NOR)  
The Snow Centre - Hemel  
63 m  
41 m  
22 m  
160 m  
CN GP PS 24-Jul-2019  
11  
11

Rank	Bib.	RegNo	Year	Rank)	Cat	Name	====	Art	Sno	Run 1	Run 2	Run 3	Time
------	------	-------	------	-------	-----	------	------	-----	-----	-------	-------	-------	------

**++ Under 10 - Girls ++**

1	1	21397	2005	(1)	U10	STOCKER Sophie		TSN	BSA		14.07	21.67	14.07
2	2	20440	2005	(2)	U10	STEVENS Cordelia		HEM	HEM	15.32	15.78	15.19	15.19
3	4	22055	2006	(3)	U10	BALDWIN Caitlin		MSR	MSR	16.05	16.16	16.63	16.05

**Did Not Start - Run 1 (1)**

	3	22110	2006		U10	FAIRFULL Madeleine		HEM	HEM				
--	---	-------	------	--	-----	--------------------	--	-----	-----	--	--	--	--

**Disqualified - Run 1 (1)**

	1	21397	2005		U10	STOCKER Sophie		TSN	BSA		14.07	21.67	Gate 9
--	---	-------	------	--	-----	----------------	--	-----	-----	--	-------	-------	--------









**Did Not Start - Run 2 (1)**

	3	22110	2006		U10	FAIRFULL Madeleine		HEM	HEM				
--	---	-------	------	--	-----	--------------------	--	-----	-----	--	--	--	--

**Did Not Start - Run 3 (1)**

	3	22110	2006		U10	FAIRFULL Madeleine		HEM	HEM				
--	---	-------	------	--	-----	--------------------	--	-----	-----	--	--	--	--















Rank	Bib.	RegNo	Year	Rank)	Cat	Name	====	Art	Sno	Run 1	Run 2	Run 3	Time
<b>++ Under 10 - Boys ++</b>													
1	10	21604	2005	(1)	U10	OGDEN Alexander		NOR	ELI	12.89	12.71	12.97	12.71
2	12	22059	2006	(2)	U10	DADE Jake		NOR	NOR	13.57	13.90	14.04	13.57
3	9	22087	2005	(3)	U10	PARKER Travis		NOR		13.80	14.09	13.71	13.71
4	8	41966	2005	(4)	U10	HODSON Steffan		WWS	WWS DRA	13.89	14.36	14.39	13.89
5	7	DAYMP	2005	(5)	U10	KILPATRICK Maxwell		HEM		14.56		15.97	14.56
6	14	22026	2005	(6)	U10	LOUTH Oscar		HEM	HEM	14.77	14.64	14.72	14.64
7	13	DAYNB	2006	(7)	U10	BERGANDY Nathan		HEM		16.08	16.12	16.39	16.08
8	11	DAYDL	2005	(8)	U10	LEACH Dominic		HEM		17.35	17.11	17.27	17.11

## Did Not Finish - Run 2 (1)

7	DAYMP	2005		U10	KILPATRICK Maxwell		HEM			14.56		15.97	
---	-------	------	--	-----	--------------------	---	-----	--	--	-------	--	-------	--

## ++ Under 12 - Girls ++

1	25	20809	2004	(1)	U12	O'BRIEN Matilda		MID		12.54	12.83	13.08	12.54
2	18	21382	2003	(2)	U12	STOCKER Anastacia		TSN	BSA	12.61	12.91	13.92	12.61
3	23	21334	2003	(3)	U12	BOTY Nia		HEM	ELI	13.37	13.30	12.94	12.94
4	27	DAYKB	2003	(4)	U12	BARDER Katie		HEM	HEM	13.34	13.53	13.78	13.34
5	19	DAYCG.	2003	(5)	U12	GAY Catherine		HEM		13.40	13.85	13.93	13.40
6	28	DAYCG	2003	(6)	U12	GAY Caroline		HEM		13.43	13.91	13.48	13.43
7	24	DAYSG	2004	(7)	U12	GIBSON Sophie		HEM		21.87	15.27	15.30	15.27
8	26	DAYAJ	2003	(8)	U12	JONES Aimee		HEM		15.38	15.87	15.52	15.38
9	29	DAYAW	2003	(9)	U12	WATERS Abigail		HEM		15.56	15.63	15.73	15.56
10	20	21719	2003	(10)	U12	THOMAS Sophie		HEM	HEM	15.66	16.03	15.67	15.66
11	22	DAYLN	2003	(11)	U12	NIGHTINGALE Lucy		HEM		17.81	17.48	17.26	17.26
12	21	DAYAB.	2004	(12)	U12	BEINHOCKER Anna		HEM		17.42	17.74	17.32	17.32

## ++ Under 12 - Boys ++

1	42	20748	2003	(1)	U12	DADE Tommy		NOR	AMB	11.87	12.49	12.06	11.87
2	43	20884	2003	(2)	U12	THOMPSON Joseph		NOR	ELI		12.12	23.39	12.12
3	34	21194	2003	(3)	U12	NEWTON Charlie		HEM	K		12.54	12.64	12.54
4	32	21052	2004	(4)	U12	UPTON Jack		MID			20.53	12.73	12.73
5	39	DAYAT.	2003	(5)	U12	TURNER Alfie		HEM		12.79	13.84	13.33	12.79
6	36	DAYTR	2003	(6)	U12	REIDY Thomas		HEM	K--	12.84	13.00	13.21	12.84
7	33	21707	2003	(7)	U12	TAMANA Hari		HEM	HEM	13.45	14.03	14.09	13.45
8	45	DAYAD	2003	(8)	U12	DENNIS Archie		HEM		13.47	14.06	14.30	13.47
9	38	21713	2004	(9)	U12	BEGLIN Thomas		HEM	BRS	14.22	14.16	14.46	14.16
10	44	DAYGH	2004	(10)	U12	HAIG George		HEM		14.45	14.36	21.26	14.36
11	40	DAYMV	2004	(11)	U12	VLAISAVLJEVIC Max		HEM	HEM	15.27	15.44	15.02	15.02
12	35	22208	2004	(12)	U12	MABLEY James		HEM		17.58	17.47		17.47

## Did Not Start - Run 1 (2)

37	22088	2003		U12	FAIRFULL Max		HEM	HEM					
41	22169	2003		U12	MCANALLY Ewan		HEM						

The Snow Centre Hemel  
 Club National 2014  
 Special Slalom - Girls and Boys U12/10  
 Final ranking - Club National

Rank	Bib.	RegNo	Year	Rank)	Cat	Name	====	Art	Sno	Run 1	Run 2	Run 3	Time
------	------	-------	------	-------	-----	------	------	-----	-----	-------	-------	-------	------

**Disqualified - Run 1 (3)**

	32	21052	2004		U12	<b>UPTON Jack</b>		MID		20.53	12.73		Gate 9
	34	21194	2003		U12	<b>NEWTON Charlie</b>		HEM	K	12.54	12.64		Gate 9
	43	20884	2003		U12	<b>THOMPSON Joseph</b>		NOR	ELI	12.12	23.39		Gate 7

**Did Not Start - Run 2 (2)**

	37	22088	2003		U12	<b>FAIRFULL Max</b>		HEM	HEM				
	41	22169	2003		U12	<b>MCANALLY Ewan</b>		HEM					

**Did Not Start - Run 3 (2)**

	37	22088	2003		U12	<b>FAIRFULL Max</b>		HEM	HEM				
	41	22169	2003		U12	<b>MCANALLY Ewan</b>		HEM					

**Disqualified - Run 3 (1)**

	35	22208	2004		U12	<b>MABLEY James</b>		HEM		17.58	17.47		Gate 8
--	----	-------	------	--	-----	---------------------	---	-----	--	-------	-------	--	--------

Technical Delegate



**The Snow Centre Hemel  
Club National 2014  
Special Slalom - Females  
Final ranking - Club National**





Rank	Bib.	RegNo	Year	(Rank)	Name	====	Art	Sno	Run 1	Run 2	Time
1	57	19159	1998	(1)	HENDERSON Anna		HEM	AMB	12.41	12.54	<b>24.95</b>
2	65	19137	1998	(2)	COOPER Yasmin		HEM	BSA	12.92	12.65	<b>25.57</b>
3	64	18318	2000	(1)	KRAHELSKI Alicja		HEM	TEL	13.12	12.96	<b>26.08</b>
4	58	19169	1998	(3)	MANSON Cameron		HEM	BSA	13.09	13.29	<b>26.38</b>
5	53	20840	1999	(2)	SNOW Elise		HEM	TEL	13.46	13.10	<b>26.56</b>
6	63	19773	1997	(4)	CURTIS Marie		HEM	BSA	13.56	13.31	<b>26.87</b>
7	52	21355	2001	(1)	TAPSELL Charlotte		HEM	BSA	13.24	13.75	<b>26.99</b>
8	82	DAYHP	1995	(1)	PICKFORD Helena		HEM		13.78	13.83	<b>27.61</b>
9	78	21521	1996	(2)	CHMIELOWSKA Julia		HEM	BSA	13.91	14.05	<b>27.96</b>
10	51	20639	2001	(2)	WOODWARD Sarah		HEM	AMB	14.28	14.22	<b>28.50</b>
11	61	20644	1999	(3)	TREW Isobel		HEM	K	14.11	14.51	<b>28.62</b>
12	87	22083	2001	(3)	HAWKINS Danielle		HEM	HEM	14.31	14.39	<b>28.70</b>
13	62	21219	1999	(4)	DEAN Emily		HEM	HEM	14.21	14.68	<b>28.89</b>
14	88	22082	2001	(4)	HAWKINS Zara		HEM	HEM	14.30	14.89	<b>29.19</b>
15	81	22049	1999	(5)	PETERSON Amy		HEM	HEM	14.79	14.46	<b>29.25</b>
16	84	20496	2002	(5)	SCRANAGE-HARRISON Eleanor		HEM	WGC	14.42	14.84	<b>29.26</b>
17	67	21357	2000	(6)	MOORE Danica		BRO		14.90	15.59	<b>30.49</b>
18	70	20360	1997	(5)	BUCKLAND Amber		HEM	BSA	15.24	15.29	<b>30.53</b>
19	55	19459	1960	(1)	REID Judy		HEM	SAS	15.11	15.45	<b>30.56</b>
20	86	22084	2001	(6)	HAWKINS Lily		HEM	HEM	15.14	15.47	<b>30.61</b>
21	85	DAYCB	1999	(7)	BLYTH Charlotte		HEM		15.03	15.80	<b>30.83</b>
22	73	21378	2001	(7)	STOCKER Natasha		TSN	BSA	15.55	15.79	<b>31.34</b>
23	66	21204	2001	(8)	MIDSON Poppy		FLK	FLK	15.56	15.99	<b>31.55</b>
24	89	20725	2002	(9)	WARMINGTON Harriet		HEM	HEM	15.71	15.96	<b>31.67</b>
25	68	21658	1998	(6)	COLE Hannah		HEM	SAS	15.82	16.03	<b>31.85</b>
26	71	41968	2000	(8)	FURLONG Georgia		CAR		15.88	16.66	<b>32.54</b>
27	72	20178	1967	(2)	DEIGHTON Avelline		HEM	IMP	16.34	16.27	<b>32.61</b>
28	69	20767	2000	(9)	WEBSTER Atlanta		NOR	NOR	16.16	16.50	<b>32.66</b>
29	83	20441	2002	(10)	STEVENS Lilyella		HEM	HEM	17.08	16.35	<b>33.43</b>
30	80	DAYHD	1973	(3)	DE VILLIERS Hayley		HEM		16.64	16.99	<b>33.63</b>
31	91	DAYJM	1978	(4)	MANCE Jessica		HEM		17.80	17.64	<b>35.44</b>
32	75	DAYEP	2000	(10)	PARSONS Emily		HEM		17.69	17.93	<b>35.62</b>
33	79	DAYMH	2001	(11)	HANRAHAN Megan		HEM		18.48	18.01	<b>36.49</b>
34	76	DAYMW	2000	(11)	WILKINS Miranda		HEM		18.12	18.58	<b>36.70</b>

**Did Not Start - Run 1 (5)**

56	20833	2002		CALDWELL Anna		HEM	EVO				
----	-------	------	--	---------------	--	-----	-----	--	--	--	--



The Snow Centre Hemel  
 Club National 2014  
 Special Slalom - Females  
 Final ranking - Club National

Rank	Bib.	RegNo	Year	(Rank)	Name	====	Art	Sno	Run 1	Run 2	Time
	60	20256	2000		DANENBERGSONS Shana		HEM	EVO			
	74	22119	2002		BELTON Scarlett		HEM	SOU			
	77	21734	2001		ATKINSON Molly		CHT				
	90	21535	2000		HYDE Gussie		SUR	SPR			

Did Not Finish - Run 1 (1)

	59	19712	1999		BOTY Carys		HEM	ELI		14.10	
--	----	-------	------	--	------------	---	-----	-----	--	-------	--

Did Not Start - Run 2 (5)

	56	20833	2002		CALDWELL Anna		HEM	EVO			
	60	20256	2000		DANENBERGSONS Shana		HEM	EVO			
	74	22119	2002		BELTON Scarlett		HEM	SOU			
	77	21734	2001		ATKINSON Molly		CHT				
	90	21535	2000		HYDE Gussie		SUR	SPR			

Disqualified - Run 2 (1)

	54	20643	1999		TREW Eleanor		HEM	K	14.67		Gate 8
--	----	-------	------	--	--------------	---	-----	---	-------	--	--------

Technical Delegate



**The Snow Centre Hemel  
Club National 2014  
Special Slalom - Females  
Official ranking - Race 1**

**COMPETITION JURY**

TECHNICAL DELEGATE METTERS Derek (GBR)  
CHIEF OF RACE GRANT Andrea (HEM)  
REFEREE JENKINS Lloyd (NOR)

**WEATHER**

CONDITIONS Indoor Snow  
SNOW Crisp & Even !!  
AIR TEMPERATURE START : -7.0 °C  
FINISH : -6.0 °C

COURSESETTER JENKINS Nia (NOR)  
FORERUNNERS - A - REIDY Alex (HEM)  
- B - JENKINS Nia (NOR)

COURSE The Snow Centre - Hemel  
START 63 m  
FINISH 41 m  
DROP 22 m  
LENGTH 160 m  
HOMOLOGATION CN GP PS 24-Jul-2019  
GATES 11  
DIRECTIONS 11  
STARTING TIME 0930















APPLIED PENALTY : 16.50

F = 620






Rank	Bib.	RegNo	Year	(Rank)	Cat	Name	====	Art	Sno	Time	Points	Perf
1	57	19159	1998	(1)	U18	HENDERSON Anna		HEM	AMB	12.41	0.00	+ 7.95
2	65	19137	1998	(2)	U18	COOPER Yasmin		HEM	BSA	12.92	25.48	+ 11.99
3	58	19169	1998	(3)	U18	MANSON Cameron		HEM	BSA	13.09	33.97	+ 13.42
4	64	18318	2000	(1)	U16	KRAHELSKI Alicja		HEM	TEL	13.12	35.47	+ 18.75
5	52	21355	2001	(1)	U14	TAPSELL Charlotte		HEM	BSA	13.24	41.47	- 78.06
6	53	20840	1999	(2)	U16	SNOW Elise		HEM	TEL	13.46	52.46	+ 1.44
7	63	19773	1997	(4)	U18	CURTIS Marie		HEM	BSA	13.56	57.45	+ 24.09
8	82	DAYHP	1995	(1)	U21	PICKFORD Helena		HEM		13.78	68.44	-
9	78	21521	1996	(2)	U21	CHMIELOWSKA Julia		HEM	BSA	13.91	74.94	-
10	61	20644	1999	(3)	U16	TREW Isobel		HEM	K	14.11	84.93	- 23.66
11	62	21219	1999	(4)	U16	DEAN Emily		HEM	HEM	14.21	89.93	- 32.54
12	51	20639	2001	(2)	U14	WOODWARD Sarah		HEM	AMB	14.28	93.42	+ 16.06
13	88	22082	2001	(3)	U14	HAWKINS Zara		HEM	HEM	14.30	94.42	-
14	87	22083	2001	(4)	U14	HAWKINS Danielle		HEM	HEM	14.31	94.92	-
15	84	20496	2002	(5)	U14	SCRANAGE-HARRISON Eleanor		HEM	WGC	14.42	100.42	-
16	54	20643	1999	(5)	U16	TREW Eleanor		HEM	K	14.67	112.91	+ 9.89
17	81	22049	1999	(6)	U16	PETERSON Amy		HEM	HEM	14.79	118.90	-
18	67	21357	2000	(7)	U16	MOORE Danica		BRO		14.90	124.40	- 24.38
19	85	DAYCB	1999	(8)	U16	BLYTH Charlotte		HEM		15.03	130.89	-
20	55	19459	1960	(1)	MAS	REID Judy		HEM	SAS	15.11	134.89	+ 44.14
21	86	22084	2001	(6)	U14	HAWKINS Lily		HEM	HEM	15.14	136.39	-



The Snow Centre Hemel  
 Club National 2014  
 Special Slalom - Females  
 Official ranking - Race 1

Rank	Bib.	RegNo	Year	(Rank)	Cat	Name	====	Art	Sno	Time	Points	Perf
22	70	20360	1997	(5)	U18	BUCKLAND Amber		HEM	BSA	15.24	141.39	- 46.18
23	73	21378	2001	(7)	U14	STOCKER Natasha		TSN	BSA	15.55	156.87	- 69.07
24	66	21204	2001	(8)	U14	MIDSON Poppy		FLK	FLK	15.56	157.37	+ 11.06
25	89	20725	2002	(9)	U14	WARMINGTON Harriet		HEM	HEM	15.71	164.87	-
26	68	21658	1998	(6)	U18	COLE Hannah		HEM	SAS	15.82	170.36	+ 2.26
27	71	41968	2000	(9)	U16	FURLONG Georgia		CAR		15.88	173.36	- 39.39
28	69	20767	2000	(10)	U16	WEBSTER Atlanta		NOR	NOR	16.16	187.35	+ 18.11
29	72	20178	1967	(2)	MAS	DEIGHTON Avelline		HEM	IMP	16.34	196.34	- 23.57
30	80	DAYHD	1973	(3)	MAS	DE VILLIERS Hayley		HEM		16.64	211.33	-
31	83	20441	2002	(10)	U14	STEVENS Lilyella		HEM	HEM	17.08	233.31	-
32	75	DAYEP	2000	(11)	U16	PARSONS Emily		HEM		17.69	263.79	-
33	91	DAYJM	1978	(4)	MAS	MANCE Jessica		HEM		17.80	269.28	-
34	76	DAYMW	2000	(12)	U16	WILKINS Miranda		HEM		18.12	285.27	-
35	79	DAYMH	2001	(11)	U14	HANRAHAN Megan		HEM		18.48	303.26	-

Did Not Start (5)

56	20833	2002		U14	CALDWELL Anna		HEM	EVO				
60	20256	2000		U16	DANENBERGSONS Shana		HEM	EVO				
74	22119	2002		U14	BELTON Scarlett		HEM	SOU				
77	21734	2001		U14	ATKINSON Molly		CHT					
90	21535	2000		U16	HYDE Gussie		SUR	SPR				

Did Not Finish (1)

59	19712	1999		U16	BOTY Carys		HEM	ELI				
----	-------	------	--	-----	------------	---	-----	-----	--	--	--	--

Technical Delegate



**The Snow Centre Hemel  
Club National 2014  
Special Slalom - Females  
Penalty calculation - Race 1**

Rank	Bib.	RegNo	Year	Cat	Name	Art	Points	Best 5	Race points
------	------	-------	------	-----	------	-----	--------	--------	-------------

**Best 10 at finish**

1	57	19159	1998	U18	HENDERSON Anna	HEM	8.55	8.55	0.00
2	65	19137	1998	U18	COOPER Yasmin	HEM	29.99	29.99	25.48
3	58	19169	1998	U18	MANSON Cameron	HEM	37.05	37.05	33.97
4	64	18318	2000	U16	KRAHELSKI Alicja	HEM	33.22	33.22	35.47
5	52	21355	2001	U14	TAPSELL Charlotte	HEM	136.03	-	-
6	53	20840	1999	U16	SNOW Elise	HEM	67.52	-	-
7	63	19773	1997	U18	CURTIS Marie	HEM	49.86	49.86	57.45
8	82	DAYHP	1995	U21	PICKFORD Helena	HEM	-	-	-
9	78	21521	1996	U21	CHMIELOWSKA Julia	HEM	-	-	-
10	61	20644	1999	U16	TREW Isobel	HEM	125.09	-	-

**Best 5 at start**

1	57	19159	1998	U18	HENDERSON Anna	HEM	8.55
2	65	19137	1998	U18	COOPER Yasmin	HEM	29.99
4	64	18318	2000	U16	KRAHELSKI Alicja	HEM	33.22
3	58	19169	1998	U18	MANSON Cameron	HEM	37.05
7	63	19773	1997	U18	CURTIS Marie	HEM	49.86

**TOTAL**

(B) List points of best 5 at start	158.67	
(A) List points of the best 5 to finish in top 10		158.67
(C) Race points of corresponding competitors		152.37
Calculated penalty (A + B - C) = 164.97 / 10	16.50	
Correction value (Z)	0.00	
Category adder	0.00	
Applied penalty	16.50	

Technical Delegate







**The Snow Centre Hemel  
Club National 2014  
Special Slalom - Females  
Official ranking - Race 2**

**COMPETITION JURY**

TECHNICAL DELEGATE METTERS Derek (GBR)  
CHIEF OF RACE GRANT Andrea (HEM)  
REFEREE JENKINS Lloyd (NOR)

**WEATHER**

CONDITIONS Indoor Snow  
SNOW Crisp & Even !!  
AIR TEMPERATURE START : -7.0 °C  
FINISH : -6.0 °C

**COURSESETTER  
FORERUNNERS**

REIDY Jon (HEM)  
- A - REIDY Alex (HEM)  
- B - JENKINS Nia (NOR)

COURSE The Snow Centre - Hemel  
START 63 m  
FINISH 41 m  
DROP 22 m  
LENGTH 160 m  
HOMOLOGATION CN GP PS 24-Jul-2019  
GATES 11  
DIRECTIONS 11  
STARTING TIME 0930

- A - REIDY Alex (HEM)  
- B - JENKINS Nia (NOR)















APPLIED PENALTY : 21.60

F = 620






Rank	Bib.	RegNo	Year	(Rank)	Cat	Name	====	Art	Sno	Time	Points	Perf
1	57	19159	1998	(1)	U18	HENDERSON Anna		HEM	AMB	12.54	0.00	+ 13.05
2	65	19137	1998	(2)	U18	COOPER Yasmin		HEM	BSA	12.65	5.44	- 2.95
3	64	18318	2000	(1)	U16	KRAHELSKI Alicja		HEM	TEL	12.96	20.77	+ 9.15
4	53	20840	1999	(2)	U16	SNOW Elise		HEM	TEL	13.10	27.69	- 18.23
5	58	19169	1998	(3)	U18	MANSON Cameron		HEM	BSA	13.29	37.08	+ 21.63
6	63	19773	1997	(4)	U18	CURTIS Marie		HEM	BSA	13.31	38.07	+ 9.81
7	52	21355	2001	(1)	U14	TAPSELL Charlotte		HEM	BSA	13.75	59.82	- 54.61
8	82	DAYHP	1995	(1)	U21	PICKFORD Helena		HEM		13.83	63.78	-
9	78	21521	1996	(2)	U21	CHMIELOWSKA Julia		HEM	BSA	14.05	74.66	-
10	59	19712	1999	(3)	U16	BOTY Carys		HEM	ELI	14.10	77.13	- 31.70
11	51	20639	2001	(2)	U14	WOODWARD Sarah		HEM	AMB	14.22	83.06	+ 10.80
12	87	22083	2001	(3)	U14	HAWKINS Danielle		HEM	HEM	14.39	91.47	-
13	81	22049	1999	(4)	U16	PETERSON Amy		HEM	HEM	14.46	94.93	-
14	61	20644	1999	(5)	U16	TREW Isobel		HEM	K	14.51	97.40	- 6.09
15	62	21219	1999	(6)	U16	DEAN Emily		HEM	HEM	14.68	105.81	- 11.56
16	84	20496	2002	(4)	U14	SCRANAGE-HARRISON Eleanor		HEM	WGC	14.84	113.72	-
17	88	22082	2001	(5)	U14	HAWKINS Zara		HEM	HEM	14.89	116.19	-
18	70	20360	1997	(5)	U18	BUCKLAND Amber		HEM	BSA	15.29	135.96	- 46.51
19	55	19459	1960	(1)	MAS	REID Judy		HEM	SAS	15.45	143.88	+ 58.23
20	86	22084	2001	(6)	U14	HAWKINS Lily		HEM	HEM	15.47	144.86	-
21	67	21357	2000	(7)	U16	MOORE Danica		BRO		15.59	150.80	+ 7.12



The Snow Centre Hemel  
 Club National 2014  
 Special Slalom - Females  
 Official ranking - Race 2

Rank	Bib.	RegNo	Year	(Rank)	Cat	Name	====	Art	Sno	Time	Points	Perf
22	73	21378	2001	(7)	U14	STOCKER Natasha		TSN	BSA	15.79	160.69	- 60.15
23	85	DAYCB	1999	(8)	U16	BLYTH Charlotte		HEM		15.80	161.18	-
24	89	20725	2002	(8)	U14	WARMINGTON Harriet		HEM	HEM	15.96	169.09	-
25	66	21204	2001	(9)	U14	MIDSON Poppy		FLK	FLK	15.99	170.57	+ 29.36
26	68	21658	1998	(6)	U18	COLE Hannah		HEM	SAS	16.03	172.55	+ 9.55
27	72	20178	1967	(2)	MAS	DEIGHTON Avelline		HEM	IMP	16.27	184.42	- 30.39
28	83	20441	2002	(10)	U14	STEVENS Lilyella		HEM	HEM	16.35	188.37	-
29	69	20767	2000	(9)	U16	WEBSTER Atlanta		NOR	NOR	16.50	195.79	+ 31.65
30	71	41968	2000	(10)	U16	FURLONG Georgia		CAR		16.66	203.70	- 3.95
31	80	DAYHD	1973	(3)	MAS	DE VILLIERS Hayley		HEM		16.99	220.02	-
32	91	DAYJM	1978	(4)	MAS	MANCE Jessica		HEM		17.64	252.15	-
33	75	DAYEP	2000	(11)	U16	PARSONS Emily		HEM		17.93	266.49	-
34	79	DAYMH	2001	(11)	U14	HANRAHAN Megan		HEM		18.01	270.45	-
35	76	DAYMW	2000	(12)	U16	WILKINS Miranda		HEM		18.58	298.63	-

Did Not Start - Run 2 (5)

56	20833	2002		U14	CALDWELL Anna		HEM	EVO				
60	20256	2000		U16	DANENBERGSONS Shana		HEM	EVO				
74	22119	2002		U14	BELTON Scarlett		HEM	SOU				
77	21734	2001		U14	ATKINSON Molly		CHT					
90	21535	2000		U16	HYDE Gussie		SUR	SPR				

Disqualified - Run 2 (1)

54	20643	1999		U16	TREW Eleanor		HEM	K				
----	-------	------	--	-----	--------------	---	-----	---	--	--	--	--

Technical Delegate



**The Snow Centre Hemel  
Club National 2014  
Special Slalom - Females  
Penalty calculation - Race 2**

Rank	Bib.	RegNo	Year	Cat	Name	Art	Points	Best 5	Race points
------	------	-------	------	-----	------	-----	--------	--------	-------------

**Best 10 at finish**

1	57	19159	1998	U18	HENDERSON Anna	HEM	8.55	8.55	0.00
2	65	19137	1998	U18	COOPER Yasmin	HEM	29.99	29.99	5.44
3	64	18318	2000	U16	KRAHELSKI Alicja	HEM	33.22	33.22	20.77
4	53	20840	1999	U16	SNOW Elise	HEM	67.52	-	-
5	58	19169	1998	U18	MANSON Cameron	HEM	37.05	37.05	37.08
6	63	19773	1997	U18	CURTIS Marie	HEM	49.86	49.86	38.07
7	52	21355	2001	U14	TAPSELL Charlotte	HEM	136.03	-	-
8	82	DAYHP	1995	U21	PICKFORD Helena	HEM	-	-	-
9	78	21521	1996	U21	CHMIELOWSKA Julia	HEM	-	-	-
10	59	19712	1999	U16	BOTY Carys	HEM	130.43	-	-

**Best 5 at start**

1	57	19159	1998	U18	HENDERSON Anna	HEM	8.55
2	65	19137	1998	U18	COOPER Yasmin	HEM	29.99
3	64	18318	2000	U16	KRAHELSKI Alicja	HEM	33.22
5	58	19169	1998	U18	MANSON Cameron	HEM	37.05
6	63	19773	1997	U18	CURTIS Marie	HEM	49.86

**TOTAL**

(B) List points of best 5 at start	158.67	
(A) List points of the best 5 to finish in top 10		158.67
(C) Race points of corresponding competitors		101.36

Calculated penalty (A + B - C) = 215.98 / 10	21.60
Correction value (Z)	0.00
Category adder	0.00
Applied penalty	21.60

Technical Delegate






















The Snow Centre Hemel  
Club National 2014  
Special Slalom - Males  
Final ranking - Club National







Rank	Bib.	RegNo	Year	(Rank)	Name	====	Art	Sno	Run 1	Run 2	Time
1	107	14575	1997	(1)	POTH Robert		HEM	K	12.01	11.77	23.78
2	108	17467	1993	(1)	TREBILCOCK Robert		HEM	HEM	12.01	11.79	23.80
3	102	14350	1996	(1)	POTH Daniel		HEM		12.05	11.84	23.89
4	112	19639	1998	(2)	BARTON Daniel		HEM	HEM	12.27	12.34	24.61
5	104	18256	1999	(1)	DAVIES Finlay		HEM	SMK	12.43	12.25	24.68
6	109	21159	1995	(2)	KEANE Josh		HEM	SMK	12.18	12.78	24.96
7	161	DAYLR	1996	(3)	REIDY Luca		HEM	K--	12.80	12.52	25.32
8	113	18661	1997	(3)	WARMINGTON Richard		HEM	HEM	12.73	12.66	25.39
9	105	20714	1998	(4)	VANBECK Robert		SMK		12.92	12.95	25.87
10	106	19713	1997	(5)	BOTY Harry		HEM	WYC	12.68	13.33	26.01
11	118	19733	2000	(2)	DAVEY Joseph	SPR	SPR	SPR	13.39	12.99	26.38
12	154	22183	1973	(1)	PHIPPEN Chris		HEM	HEM	13.18	13.23	26.41
13	149	22009	2001	(1)	APPLETON Byron		HEM		13.34	13.09	26.43
14	103	20687	2001	(2)	TROUNG Aaron		VIK	AMB	13.00	13.51	26.51
15	115	20761	2000	(3)	LEE Dexter		HEM	EVO	13.22	13.48	26.70
16	117	20262	2002	(3)	CASE Toby		HEM	ASR	13.45	13.35	26.80
17	114	18022	1997	(6)	WILLIAMS Sam		SAS	IMP	13.31	13.63	26.94
18	129	20184	2000	(4)	NEWTON William		HEM	K	13.43	13.59	27.02
19	111	19135	1961	(2)	NORRIS John		HEM	SAS	13.43	13.62	27.05
20	101	20481	2001	(4)	HUDSON Thomas		NOR	BSA	13.54	13.52	27.06
21	120	19737	2002	(5)	O'BRIEN Seamus		MID	EVO	13.77	13.56	27.33
22	156	22195	1999	(5)	OWENS Christopher		CHT	CHT	13.67	13.91	27.58
22	126	21260	2000	(5)	CLARKE Edward		HEM	SMK	13.84	13.74	27.58
24	122	20376	1999	(7)	GOSS Alfie		HEM	HEM	13.75	13.85	27.60
25	166	22164	2001	(6)	LONGSTAFF Michael		WGC		13.82	13.84	27.66
26	121	20988	2001	(7)	ROBERTSON Ewan		BRO	BSA	13.82	13.93	27.75
27	147	DAYCS	1997	(7)	SCHOFIELD Connor		HEM		14.05	14.19	28.24
28	155	DAYCP	1966	(3)	PICKFORD Chris		HEM		13.99	14.46	28.45
29	119	13217	1968	(4)	SHARP Anthony		HEM		14.34	14.13	28.47
30	130	21077	2001	(8)	LEACH Charlie		HEM	AMB	14.40	14.10	28.50
31	134	41993	2001	(9)	FLUCK Adam	SPR	SPR	SPR	14.25	14.27	28.52
32	133	20766	2001	(10)	HUMPHREYS Charles		HEM	TEL	14.43	14.61	29.04
33	163	22197	1965	(5)	OWENS Timothy		BOW	BOW	14.38	14.69	29.07
34	127	41661	2000	(8)	THOMAS Cyffin		DRA	DRA	14.76	14.83	29.59
35	159	22027	2002	(11)	ALDRED Samuel		GRV		14.61	15.00	29.61
36	125	21652	1975	(6)	ROBERTSHAW Gavin		SMK	SMK	14.91	14.99	29.90
37	158	DAYAT	1983	(7)	TRAHERNE Alex		HEM		14.86	15.07	29.93
38	137	19273	2000	(9)	DENDLE George	SPR	SPR	SPR	15.09	15.26	30.35




The Snow Centre Hemel  
 Club National 2014  
 Special Slalom - Males  
 Final ranking - Club National

Rank	Bib.	RegNo	Year	Rank)	Name	====	Art	Sno	Run 1	Run 2	Time
39	138	21657	1961	(8)	REES Edward		IMP	IMP	15.08	15.28	30.36
40	132	21103	2001	(12)	WILLIAMS-GRAVENER David		FLK	DHO	14.90	15.60	30.50
41	140	21501	2002	(13)	LEACH Freddie		HEM	K	15.51	15.11	30.62
42	151	19774	2002	(14)	BARTON Dominic		HEM	SMK	15.43	15.21	30.64
43	124	21051	2001	(15)	UPTON Thomas		MID		14.75	15.95	30.70
44	128	20613	2001	(16)	WILLIS James		SMK	SMK	15.49	15.46	30.95
45	135	20314	1993	(2)	PETERS Jack		HEM	LIO	15.60	15.70	31.30
46	164	DAYND	1999	(10)	DE VILLIERS Nicholas		HEM		15.84	16.10	31.94
47	142	41974	1960	(9)	THOMAS Pat		HEM		15.92	16.06	31.98
48	167	DAYCI	2000	(11)	IZZARD Charles		HEM		16.57	15.88	32.45
49	148	DAYZV	2002	(17)	VLAISAVLJEVIC Zak		HEM	HEM	16.74	17.46	34.20
50	141	DAYBB	2000	(12)	BURCHELL Billy		HEM		16.94	17.35	34.29
51	152	DAYFM	2000	(13)	MANNION Fynn		HEM		17.15	17.24	34.39
52	145	DAYES	2001	(18)	SHARP Eddie		HAL		18.29	18.27	36.56
53	160	22207	2001	(19)	MABLEY Benjamin		HEM		19.46	18.92	38.38
54	123	21408	2000	(14)	MILLER-HASTINGS Frankie		FLK		27.51	14.02	41.53
55	139	21626	1967	(10)	ATKINSON Andrew		BRO		15.40	29.49	44.89

Did Not Start - Run 1 (6)

110	19362	1999		DEIGHTON Toby		HEM	BSA				
116	20832	2000		CALDWELL Patrick		HEM	EVO				
131	21366	1965		LYONS Alan		HEM	HEM				
136	41719	2002		BUTTERWORTH Thomas		WWS	WWS	DRA			
146	22204	1996		OWENS Andrew		CHT	CHT				
157	DAYFO	1999		OWEN Felix		HAL					







Did Not Finish - Run 1 (2)

143	DAYFP	2002		POTTER Frederick		HEM			17.76		
162	22056	2000		SCHLOTE Harry		HEM	HEM		16.65		

Disqualified - Run 1 (3)

150	DAYEP.	2001		PATTON Edward		SPR	SPR		16.85		Gate 10
153	DAYMY	2001		YOUNGE Matthew		HAL			48.33		Gate 3
165	DAYTW	1999		WILKINS Thomas		HEM			15.61		Gate 8

Did Not Start - Run 2 (6)

110	19362	1999		DEIGHTON Toby		HEM	BSA				
116	20832	2000		CALDWELL Patrick		HEM	EVO				
131	21366	1965		LYONS Alan		HEM	HEM				
136	41719	2002		BUTTERWORTH Thomas		WWS	WWS	DRA			
146	22204	1996		OWENS Andrew		CHT	CHT				
157	DAYFO	1999		OWEN Felix		HAL					

Disqualified - Run 2 (1)

144	DAYAB	2000		BOLAND Alastair		HEM			18.70		Gate 8
-----	-------	------	--	-----------------	---	-----	--	--	-------	--	--------

Technical Delegate



The Snow Centre Hemel  
Club National 2014  
Special Slalom - Males  
Official ranking - Race 1

**COMPETITION JURY**

TECHNICAL DELEGATE METTERS Derek (GBR)  
CHIEF OF RACE GRANT Andrea (HEM)  
REFEREE JENKINS Lloyd (NOR)

**WEATHER**

CONDITIONS Indoor Snow  
SNOW Crisp & Even !!  
AIR TEMPERATURE START : -7.0 °C  
FINISH : -6.0 °C

COURSESETTER REIDY Jon (HEM)  
FORERUNNERS - A - REIDY Alex (HEM)  
- B - JENKINS Nia (NOR)






COURSE The Snow Centre - Hemel  
START 63 m  
FINISH 41 m  
DROP 22 m  
LENGTH 160 m  
HOMOLOGATION CN GP PS 24-Jul-2019  
GATES 13  
DIRECTIONS 13  
STARTING TIME 0900

APPLIED PENALTY : 23.54

F = 620

Rank	Bib.	RegNo	Year	(Rank)	Cat	Name	====	Art	Sno	Time	Points	Perf
1	108	17467	1993	(1)	SEN	TREBILCOCK Robert		HEM	HEM	12.01	0.00	+ 10.31
1	107	14575	1997	(1)	U18	POTH Robert		HEM	K	12.01	0.00	+ 23.54
3	102	14350	1996	(1)	U21	POTH Daniel		HEM		12.05	2.06	+ 11.44
4	109	21159	1995	(2)	U21	KEANE Josh		HEM	SMK	12.18	8.78	- 34.87
5	112	19639	1998	(2)	U18	BARTON Daniel		HEM	HEM	12.27	13.42	- 12.29
6	104	18256	1999	(1)	U16	DAVIES Finlay		HEM	SMK	12.43	21.68	- 14.41
7	106	19713	1997	(3)	U18	BOTY Harry		HEM	WYC	12.68	34.59	- 41.39
8	113	18661	1997	(4)	U18	WARMINGTON Richard		HEM	HEM	12.73	37.17	- 12.86
9	161	DAYLR	1996	(3)	U21	REIDY Luca		HEM	K--	12.80	40.78	-
10	105	20714	1998	(5)	U18	VANBECK Robert		SMK		12.92	46.98	- 27.45
11	103	20687	2001	(1)	U14	TROUNG Aaron		VIK	AMB	13.00	51.11	- 37.70
12	154	22183	1973	(1)	MAS	PHIPPEN Chris		HEM	HEM	13.18	60.40	-
13	115	20761	2000	(2)	U16	LEE Dexter		HEM	EVO	13.22	62.46	- 7.06
14	114	18022	1997	(6)	U18	WILLIAMS Sam		SAS	IMP	13.31	67.11	+ 4.88
15	149	22009	2001	(2)	U14	APPLETON Byron		HEM		13.34	68.66	-
16	118	19733	2000	(3)	U16	DAVEY Joseph		SPR	SPR	13.39	71.24	- 23.33
17	129	20184	2000	(4)	U16	NEWTON William		HEM	K	13.43	73.31	- 119.60
17	111	19135	1961	(2)	MAS	NORRIS John		HEM	SAS	13.43	73.31	- 4.13
19	117	20262	2002	(3)	U14	CASE Toby		HEM	ASR	13.45	74.34	- 19.90
20	101	20481	2001	(4)	U14	HUDSON Thomas		NOR	BSA	13.54	78.98	+ 10.12
21	156	22195	1999	(5)	U16	OWENS Christopher		CHT	CHT	13.67	85.70	-



Rank	Bib.	RegNo	Year	(Rank)	Cat	Name	====	Art	Sno	Time	Points	Perf
22	122	20376	1999	(6)	U16	GOSS Alfie		HEM	HEM	13.75	89.83	- 37.20
23	120	19737	2002	(5)	U14	O'BRIEN Seamus		MID	EVO	13.77	90.86	- 28.01
24	166	22164	2001	(6)	U14	LONGSTAFF Michael		WGC		13.82	93.44	-
24	121	20988	2001	(6)	U14	ROBERTSON Ewan		BRO	BSA	13.82	93.44	- 28.78
26	126	21260	2000	(7)	U16	CLARKE Edward		HEM	SMK	13.84	94.47	- 83.09
27	155	DAYCP	1966	(3)	MAS	PICKFORD Chris		HEM		13.99	102.21	-
28	147	DAYCS	1997	(7)	U18	SCHOFIELD Connor		HEM		14.05	105.31	-
29	134	41993	2001	(8)	U14	FLUCK Adam		SPR	SPR	14.25	115.64	- 116.93
30	119	13217	1968	(4)	MAS	SHARP Anthony		HEM		14.34	120.28	+ 3.16
31	163	22197	1965	(5)	MAS	OWENS Timothy		BOW	BOW	14.38	122.35	-
32	130	21077	2001	(9)	U14	LEACH Charlie		HEM	AMB	14.40	123.38	- 69.96
33	133	20766	2001	(10)	U14	HUMPHREYS Charles		HEM	TEL	14.43	124.93	- 92.98
34	159	22027	2002	(11)	U14	ALDRED Samuel		GRV		14.61	134.22	-
35	124	21051	2001	(12)	U14	UPTON Thomas		MID		14.75	141.45	- 14.59
36	127	41661	2000	(8)	U16	THOMAS Cyffin		DRA	DRA	14.76	141.97	- 37.95
37	158	DAYAT	1983	(6)	MAS	TRAHERNE Alex		HEM		14.86	147.13	-
38	132	21103	2001	(13)	U14	WILLIAMS-GRAVENER David		FLK	DHO	14.90	149.19	- 57.56
39	125	21652	1975	(7)	MAS	ROBERTSHAW Gavin		SMK	SMK	14.91	149.71	- 8.77
40	138	21657	1961	(8)	MAS	REES Edward		IMP	IMP	15.08	158.48	- 115.80
41	137	19273	2000	(9)	U16	DENDLE George		SPR	SPR	15.09	159.00	- 109.93
42	139	21626	1967	(9)	MAS	ATKINSON Andrew		BRO		15.40	175.00	- 124.67
43	151	19774	2002	(14)	U14	BARTON Dominic		HEM	SMK	15.43	176.55	-
44	128	20613	2001	(15)	U14	WILLIS James		SMK	SMK	15.49	179.65	- 7.46
45	140	21501	2002	(16)	U14	LEACH Freddie		HEM	K	15.51	180.68	-
46	135	20314	1993	(2)	SEN	PETERS Jack		HEM	LIO	15.60	185.33	- 49.87
47	164	DAYND	1999	(10)	U16	DE VILLIERS Nicholas		HEM		15.84	197.72	-
48	142	41974	1960	(10)	MAS	THOMAS Pat		HEM		15.92	201.85	-
49	167	DAYCI	2000	(11)	U16	IZZARD Charles		HEM		16.57	235.40	-
50	148	DAYZV	2002	(17)	U14	VLAISAVLJEVIC Zak		HEM	HEM	16.74	244.18	-
51	141	DAYBB	2000	(12)	U16	BURCHELL Billy		HEM		16.94	254.50	-
52	152	DAYFM	2000	(13)	U16	MANNION Fynn		HEM		17.15	265.35	-
53	145	DAYES	2001	(18)	U14	SHARP Eddie		HAL		18.29	324.20	-
54	144	DAYAB	2000	(14)	U16	BOLAND Alastair		HEM		18.70	345.36	-
55	160	22207	2001	(19)	U14	MABLEY Benjamin		HEM		19.46	384.60	-
56	123	21408	2000	(15)	U16	MILLER-HASTINGS Frankie		FLK		27.51	800.17	+ 648.29

## Did Not Start (6)

110	19362	1999		U16	DEIGHTON Toby		HEM	BSA				
116	20832	2000		U16	CALDWELL Patrick		HEM	EVO				
131	21366	1965		MAS	LYONS Alan		HEM	HEM				
136	41719	2002		U14	BUTTERWORTH Thomas		WWS	WWS	DRA			
146	22204	1996		U21	OWENS Andrew		CHT	CHT				
157	DAYFO	1999		U16	OWEN Felix		HAL					

## Did Not Finish (2)

143	DAYFP	2002		U14	POTTER Frederick		HEM					
162	22056	2000		U16	SCHLOTE Harry		HEM	HEM				

## Disqualified (3)

150	DAYEP.	2001		U14	PATTON Edward		SPR	SPR		Gate 10		
153	DAYMY	2001		U14	YOUNGE Matthew		HAL			Gate 3		

The Snow Centre Hemel  
Club National 2014  
Special Slalom - Males  
Official ranking - Race 1

Rank	Bib.	RegNo	Year	(Rank)	Cat	Name	====	Art	Sno	Time	Points	Perf
	165	DAYTW	1999		U16	WILKINS Thomas		HEM		Gate 8		

Technical Delegate





**The Snow Centre Hemel  
Club National 2014  
Special Slalom - Males  
Penalty calculation Race 1**

Rank	Bib.	RegNo	Year	Cat	Name	Art	Points	Best 5	Race points
------	------	-------	------	-----	------	-----	--------	--------	-------------

**Best 10 at finish**

1	108	17467	1993	SEN	TREBILCOCK Robert	HEM	13.23	13.23	0.00
1	107	14575	1997	U18	POTH Robert	HEM	0.00	0.00	0.00
3	102	14350	1996	U21	POTH Daniel	HEM	14.16	14.16	2.06
4	109	21159	1995	U21	KEANE Josh	HEM	67.19	-	-
5	112	19639	1998	U18	BARTON Daniel	HEM	49.25	49.25	13.42
6	104	18256	1999	U16	DAVIES Finlay	HEM	59.63	59.63	21.68
7	106	19713	1997	U18	BOTY Harry	HEM	99.52	-	-
8	113	18661	1997	U18	WARMINGTON Richard	HEM	73.57	-	-
9	161	DAYLR	1996	U21	REIDY Luca	HEM	-	-	-
10	105	20714	1998	U18	VANBECK Robert	SMK	97.97	-	-

**Best 5 at start**

1	107	14575	1997	U18	POTH Robert	HEM	0.00		
1	108	17467	1993	SEN	TREBILCOCK Robert	HEM	13.23		
3	102	14350	1996	U21	POTH Daniel	HEM	14.16		
5	112	19639	1998	U18	BARTON Daniel	HEM	49.25		
6	104	18256	1999	U16	DAVIES Finlay	HEM	59.63		

**TOTAL**

(B) List points of best 5 at start	136.27		
(A) List points of the best 5 to finish in top 10		136.27	
(C) Race points of corresponding competitors			37.16
Calculated penalty (A + B - C) = 235.38 / 10	23.54		
Correction value (Z)	0.00		
Category adder	0.00		
Applied penalty	23.54		

Technical Delegate





**The Snow Centre Hemel  
Club National 2014  
Special Slalom - Males  
Official ranking - Race 2**

**COMPETITION JURY**

TECHNICAL DELEGATE METTERS Derek (GBR)  
CHIEF OF RACE GRANT Andrea (HEM)  
REFEREE JENKINS Lloyd (NOR)

**WEATHER**

CONDITIONS Indoor Snow  
SNOW Crisp & Even !!  
AIR TEMPERATURE START : -7.0 °C  
FINISH : -6.0 °C



COURSESETTER	JENKINS Nia (NOR)		
FORERUNNERS	- A - REIDY Alex (HEM)	- A - REIDY Alex (HEM)	
	- B - JENKINS Nia (NOR)	- B - JENKINS Nia (NOR)	
COURSE	The Snow Centre - Hemel		
START	63 m		
FINISH	41 m		
DROP	22 m		
LENGTH	160 m		
HOMOLOGATION	CN GP PS 24-Jul-2019		
GATES	13		
DIRECTIONS	13		
STARTING TIME	0900		

APPLIED PENALTY : 21.25

F = 620

Rank	Bib.	RegNo	Year	(Rank)	Cat	Name	====	Art	Sno	Time	Points	Perf
1	107	14575	1997	(1)	U18	POTH Robert		HEM	K	11.77	0.00	+ 21.25
2	108	17467	1993	(1)	SEN	TREBILCOCK Robert		HEM	HEM	11.79	1.05	+ 9.07
3	102	14350	1996	(1)	U21	POTH Daniel		HEM		11.84	3.69	+ 10.78
4	104	18256	1999	(1)	U16	DAVIES Finlay		HEM	SMK	12.25	25.28	- 13.10
5	112	19639	1998	(2)	U18	BARTON Daniel		HEM	HEM	12.34	30.03	+ 2.03
6	161	DAYLR	1996	(2)	U21	REIDY Luca		HEM	K--	12.52	39.51	-
7	113	18661	1997	(3)	U18	WARMINGTON Richard		HEM	HEM	12.66	46.88	- 5.44
8	109	21159	1995	(3)	U21	KEANE Josh		HEM	SMK	12.78	53.20	+ 7.26
9	105	20714	1998	(4)	U18	VANBECK Robert		SMK		12.95	62.16	- 14.56
10	118	19733	2000	(2)	U16	DAVEY Joseph		SPR	SPR	12.99	64.27	- 32.59
11	149	22009	2001	(1)	U14	APPLETON Byron		HEM		13.09	69.53	-
12	154	22183	1973	(1)	MAS	PHIPPEN Chris		HEM	HEM	13.23	76.91	-
13	106	19713	1997	(5)	U18	BOTY Harry		HEM	WYC	13.33	82.18	+ 3.91
14	117	20262	2002	(2)	U14	CASE Toby		HEM	ASR	13.35	83.23	- 13.30
15	115	20761	2000	(3)	U16	LEE Dexter		HEM	EVO	13.48	90.08	+ 18.27
16	103	20687	2001	(3)	U14	TROUNG Aaron		VIK	AMB	13.51	91.66	+ 0.56
17	101	20481	2001	(4)	U14	HUDSON Thomas		NOR	BSA	13.52	92.18	+ 21.03
18	120	19737	2002	(5)	U14	O'BRIEN Seamus		MID	EVO	13.56	94.29	- 26.87
19	129	20184	2000	(4)	U16	NEWTON William		HEM	K	13.59	95.87	- 99.33
20	111	19135	1961	(2)	MAS	NORRIS John		HEM	SAS	13.62	97.45	+ 17.72
21	114	18022	1997	(6)	U18	WILLIAMS Sam		SAS	IMP	13.63	97.98	+ 33.46



Rank	Bib.	RegNo	Year	(Rank)	Cat	Name	====	Art	Sno	Time	Points	Perf
22	126	21260	2000	(5)	U16	CLARKE Edward		HEM	SMK	13.74	103.77	- 76.08
23	166	22164	2001	(6)	U14	LONGSTAFF Michael		WGC		13.84	109.04	-
24	122	20376	1999	(6)	U16	GOSS Alfie		HEM	HEM	13.85	109.57	- 19.75
25	156	22195	1999	(7)	U16	OWENS Christopher		CHT	CHT	13.91	112.73	-
26	121	20988	2001	(7)	U14	ROBERTSON Ewan		BRO	BSA	13.93	113.78	- 10.73
27	123	21408	2000	(8)	U16	MILLER-HASTINGS Frankie		FLK		14.02	118.52	- 35.65
28	130	21077	2001	(8)	U14	LEACH Charlie		HEM	AMB	14.10	122.74	- 72.89
29	119	13217	1968	(3)	MAS	SHARP Anthony		HEM		14.13	124.32	+ 4.91
30	147	DAYCS	1997	(7)	U18	SCHOFIELD Connor		HEM		14.19	127.48	-
31	134	41993	2001	(9)	U14	FLUCK Adam		SPR	SPR	14.27	131.69	- 103.17
32	155	DAYCP	1966	(4)	MAS	PICKFORD Chris		HEM		14.46	141.70	-
33	133	20766	2001	(10)	U14	HUMPHREYS Charles		HEM	TEL	14.61	149.60	- 70.60
34	163	22197	1965	(5)	MAS	OWENS Timothy		BOW	BOW	14.69	153.81	-
35	127	41661	2000	(9)	U16	THOMAS Cyffin		DRA	DRA	14.83	161.19	- 21.02
36	125	21652	1975	(6)	MAS	ROBERTSHAW Gavin		SMK	SMK	14.99	169.62	+ 8.85
37	159	22027	2002	(11)	U14	ALDRED Samuel		GRV		15.00	170.14	-
38	158	DAYAT	1983	(7)	MAS	TRAHERNE Alex		HEM		15.07	173.83	-
39	140	21501	2002	(12)	U14	LEACH Freddie		HEM	K	15.11	175.94	-
40	151	19774	2002	(13)	U14	BARTON Dominic		HEM	SMK	15.21	181.21	-
41	137	19273	2000	(10)	U16	DENDLE George		SPR	SPR	15.26	183.84	- 87.38
42	138	21657	1961	(8)	MAS	REES Edward		IMP	IMP	15.28	184.89	- 91.68
43	128	20613	2001	(14)	U14	WILLIS James		SMK	SMK	15.46	194.38	+ 4.98
44	132	21103	2001	(15)	U14	WILLIAMS-GRAVENER David		FLK	DHO	15.60	201.75	- 7.29
45	165	DAYTW	1999	(11)	U16	WILKINS Thomas		HEM		15.61	202.28	-
46	135	20314	1993	(2)	SEN	PETERS Jack		HEM	LIO	15.70	207.02	- 30.47
47	167	DAYCI	2000	(12)	U16	IZZARD Charles		HEM		15.88	216.50	-
48	124	21051	2001	(16)	U14	UPTON Thomas		MID		15.95	220.19	+ 61.86
49	142	41974	1960	(9)	MAS	THOMAS Pat		HEM		16.06	225.98	-
50	164	DAYND	1999	(13)	U16	DE VILLIERS Nicholas		HEM		16.10	228.09	-
51	162	22056	2000	(14)	U16	SCHLOTE Harry		HEM	HEM	16.65	257.06	-
52	150	DAYEP.	2001	(17)	U14	PATTON Edward		SPR	SPR	16.85	267.60	-
53	152	DAYFM	2000	(15)	U16	MANNION Fynn		HEM		17.24	288.14	-
54	141	DAYBB	2000	(16)	U16	BURCHELL Billy		HEM		17.35	293.93	-
55	148	DAYZV	2002	(18)	U14	VLAISAVLJEVIC Zak		HEM	HEM	17.46	299.73	-
56	143	DAYFP	2002	(19)	U14	POTTER Frederick		HEM		17.76	315.53	-
57	145	DAYES	2001	(20)	U14	SHARP Eddie		HAL		18.27	342.40	-
58	160	22207	2001	(21)	U14	MABLEY Benjamin		HEM		18.92	376.64	-
59	139	21626	1967	(10)	MAS	ATKINSON Andrew		BRO		29.49	933.42	+ 631.46
60	153	DAYMY	2001	(22)	U14	YOUNGE Matthew		HAL		48.33	1925.85	-

## Did Not Start - Run 2 (6)

110	19362	1999		U16	DEIGHTON Toby		HEM	BSA
116	20832	2000		U16	CALDWELL Patrick		HEM	EVO
131	21366	1965		MAS	LYONS Alan		HEM	HEM
136	41719	2002		U14	BUTTERWORTH Thomas		WWS	WWS
146	22204	1996		U21	OWENS Andrew		CHT	CHT
157	DAYFO	1999		U16	OWEN Felix		HAL	

## Disqualified - Run 2 (1)

144	DAYAB	2000		U16	BOLAND Alastair		HEM	
-----	-------	------	--	-----	-----------------	---	-----	--



**The Snow Centre Hemel  
Club National 2014  
Special Slalom - Males  
Penalty calculation Race 2**

Rank	Bib.	RegNo	Year	Cat	Name	Art	Points	Best 5	Race points
------	------	-------	------	-----	------	-----	--------	--------	-------------

**Best 10 at finish**

1	107	14575	1997	U18	<b>POTH Robert</b>	HEM	0.00	0.00	0.00
2	108	17467	1993	SEN	<b>TREBILCOCK Robert</b>	HEM	13.23	13.23	1.05
3	102	14350	1996	U21	<b>POTH Daniel</b>	HEM	14.16	14.16	3.69
4	104	18256	1999	U16	<b>DAVIES Finlay</b>	HEM	59.63	59.63	25.28
5	112	19639	1998	U18	<b>BARTON Daniel</b>	HEM	49.25	49.25	30.03
6	161	DAYLR	1996	U21	<b>REIDY Luca</b>	HEM	-	-	-
7	113	18661	1997	U18	<b>WARMINGTON Richard</b>	HEM	73.57	-	-
8	109	21159	1995	U21	<b>KEANE Josh</b>	HEM	67.19	-	-
9	105	20714	1998	U18	<b>VANBECK Robert</b>	SMK	97.97	-	-
10	118	19733	2000	U16	<b>DAVEY Joseph</b>	SPR	118.11	-	-

**Best 5 at start**

1	107	14575	1997	U18	<b>POTH Robert</b>	HEM	0.00
2	108	17467	1993	SEN	<b>TREBILCOCK Robert</b>	HEM	13.23
3	102	14350	1996	U21	<b>POTH Daniel</b>	HEM	14.16
5	112	19639	1998	U18	<b>BARTON Daniel</b>	HEM	49.25
4	104	18256	1999	U16	<b>DAVIES Finlay</b>	HEM	59.63

**TOTAL**

(B) List points of best 5 at start	<b>136.27</b>	
(A) List points of the best 5 to finish in top 10		<b>136.27</b>
(C) Race points of corresponding competitors		<b>60.05</b>

Calculated penalty (A + B - C) = 212.49 / 10	21.25
Correction value (Z)	0.00
Category adder	0.00
Applied penalty	<b>21.25</b>

**Technical Delegate**





The Snow Centre Hemel  
 Club National 2014  
 Special Slalom  
 Final ranking - Club National GS








Rank Bib. RegNo Year Rank) Cat Name ===== Art Sno Run 1 Run 2 Time

=== Club National - Girls/Ladies ===













Rank	Bib.	RegNo	Year	Rank)	Cat	Name	=====	Art	Sno	Run 1	Run 2	Time
1	65	19137	1998	(1)	U18	COOPER Yasmin		HEM	BSA	12.08	12.21	12.08
2	57	19159	1998	(2)	U18	HENDERSON Anna		HEM	AMB	12.22	12.19	12.19
3	53	20840	1999	(1)	U16	SNOW Elise		HEM	TEL	12.48	12.60	12.48
4	52	21355	2001	(1)	U14	TAPSELL Charlotte		HEM	BSA	12.67	12.58	12.58
5	82	DAYHP	1995	(1)	U21	PICKFORD Helena		HEM		12.61	12.88	12.61
6	51	20639	2001	(2)	U14	WOODWARD Sarah		HEM	AMB	12.69	12.67	12.67
7	78	21521	1996	(2)	U21	CHMIELOWSKA Julia		HEM	BSA	12.87	13.19	12.87
8	88	22082	2001	(3)	U14	HAWKINS Zara		HEM	HEM	12.89	13.03	12.89
9	84	20496	2002	(4)	U14	SCRANAGE-HARRISON Eleanor		HEM	WGC	12.90	13.32	12.90
10	81	22049	1999	(2)	U16	PETERSON Amy		HEM	HEM	12.93	12.97	12.93
11	87	22083	2001	(5)	U14	HAWKINS Danielle		HEM	HEM	13.30	12.98	12.98
12	86	22084	2001	(6)	U14	HAWKINS Lily		HEM	HEM	13.06	13.56	13.06
13	61	20644	1999	(3)	U16	TREW Isobel		HEM	K	13.07	13.14	13.07
14	62	21219	1999	(4)	U16	DEAN Emily		HEM	HEM	13.11	13.12	13.11
15	85	DAYCB	1999	(5)	U16	BLYTH Charlotte		HEM		13.33	13.44	13.33
16	55	19459	1960	(1)	MA3	REID Judy		HEM	SAS	14.01	13.53	13.53
17	70	20360	1997	(3)	U18	BUCKLAND Amber		HEM	BSA	13.84	13.65	13.65
18	23	21334	2003	(1)	U12	BOTY Nia		HEM	ELI	13.91	13.69	13.69
19	73	21378	2001	(7)	U14	STOCKER Natasha		TSN	BSA	13.86	13.75	13.75
20	89	20725	2002	(8)	U14	WARMINGTON Harriet		HEM	HEM	14.02	13.76	13.76
21	67	21357	2000	(6)	U16	MOORE Danica		BRO		13.84	13.85	13.84
22	18	21382	2003	(2)	U12	STOCKER Anastacia		TSN	BSA	13.96	14.05	13.96
23	27	DAYKB	2003	(3)	U12	BARDER Katie		HEM	HEM	14.10	14.00	14.00
24	68	21658	1998	(4)	U18	COLE Hannah		HEM	SAS	14.53	14.02	14.02
25	28	DAYCG	2003	(4)	U12	GAY Caroline		HEM		14.05	14.12	14.05
26	71	41968	2000	(7)	U16	FURLONG Georgia		CAR		14.12	14.82	14.12
27	83	20441	2002	(9)	U14	STEVENS Lilyella		HEM	HEM	14.14	14.34	14.14
28	66	21204	2001	(10)	U14	MIDSON Poppy		FLK	FLK	14.16	14.91	14.16
29	25	20809	2004	(5)	U12	O'BRIEN Matilda		MID		14.20	14.19	14.19
30	91	DAYJM	1978	(1)	MA1	MANCE Jessica		HEM		14.36	14.34	14.34
31	80	DAYHD	1973	(1)	MA2	DE VILLIERS Hayley		HEM		14.50	14.73	14.50
32	69	20767	2000	(8)	U16	WEBSTER Atlanta		NOR	NOR	14.65		14.65
33	19	DAYCG.	2003	(6)	U12	GAY Catherine		HEM		14.69	14.69	14.69
34	29	DAYAW	2003	(7)	U12	WATERS Abigail		HEM		14.70	15.49	14.70
35	1	21397	2005	(1)	U10	STOCKER Sophie		TSN	BSA	14.85	14.77	14.77
















The Snow Centre Hemel  
 Club National 2014  
 Special Slalom  
 Final ranking - Club National GS

Rank	Bib.	RegNo	Year	Rank)	Cat	Name	====	Art	Sno	Run 1	Run 2	Time
36	24	DAYSG	2004	(8)	U12	GIBSON Sophie		HEM		14.85	14.88	14.85
37	72	20178	1967	(2)	MA2	DEIGHTON Avelline		HEM	IMP	15.37	14.90	14.90
38	20	21719	2003	(9)	U12	THOMAS Sophie		HEM	HEM	15.08	15.01	15.01
39	26	DAYAJ	2003	(10)	U12	JONES Aimee		HEM		15.13	15.06	15.06
40	2	20440	2005	(2)	U10	STEVENS Cordelia		HEM	HEM	15.51	15.27	15.27
41	4	22055	2006	(3)	U10	BALDWIN Caitlin		MSR	MSR	15.71	16.05	15.71
42	79	DAYMH	2001	(11)	U14	HANRAHAN Megan		HEM		16.07	15.98	15.98
43	22	DAYLN	2003	(11)	U12	NIGHTINGALE Lucy		HEM		17.52	16.13	16.13
44	21	DAYAB.	2004	(12)	U12	BEINHOCKER Anna		HEM		17.19	17.36	17.19

Did Not Start - Run 1 (13)

3	22110	2006			U10	FAIRFULL Madeleine		HEM	HEM			
54	20643	1999			U16	TREW Eleanor		HEM	K			
56	20833	2002			U14	CALDWELL Anna		HEM	EVO			
58	19169	1998			U18	MANSON Cameron		HEM	BSA			
59	19712	1999			U16	BOTY Carys		HEM	ELI			
60	20256	2000			U16	DANENBERGSONS Shana		HEM	EVO			
63	19773	1997			U18	CURTIS Marie		HEM	BSA			
64	18318	2000			U16	KRAHELSKI Alicja		HEM	TEL			
74	22119	2002			U14	BELTON Scarlett		HEM	SOU			
75	DAYEP	2000			U16	PARSONS Emily		HEM				
76	DAYMW	2000			U16	WILKINS Miranda		HEM				
77	21734	2001			U14	ATKINSON Molly		CHT				
90	21535	2000			U16	HYDE Gussie		SUR	SPR			





Did Not Start - Run 2 (13)

3	22110	2006			U10	FAIRFULL Madeleine		HEM	HEM			
54	20643	1999			U16	TREW Eleanor		HEM	K			
56	20833	2002			U14	CALDWELL Anna		HEM	EVO			
58	19169	1998			U18	MANSON Cameron		HEM	BSA			
59	19712	1999			U16	BOTY Carys		HEM	ELI			
60	20256	2000			U16	DANENBERGSONS Shana		HEM	EVO			
63	19773	1997			U18	CURTIS Marie		HEM	BSA			
64	18318	2000			U16	KRAHELSKI Alicja		HEM	TEL			
74	22119	2002			U14	BELTON Scarlett		HEM	SOU			
75	DAYEP	2000			U16	PARSONS Emily		HEM				
76	DAYMW	2000			U16	WILKINS Miranda		HEM				
77	21734	2001			U14	ATKINSON Molly		CHT				
90	21535	2000			U16	HYDE Gussie		SUR	SPR			

Did Not Finish - Run 2 (1)

69	20767	2000			U16	WEBSTER Atlanta		NOR	NOR	14.65		
----	-------	------	--	--	-----	-----------------	---	-----	-----	-------	--	--


=== Club National - Boys/Men ===

1	107	14575	1997	(1)	U18	POTH Robert		HEM	K	11.63	11.59	11.59
2	102	14350	1996	(1)	U21	POTH Daniel		HEM		11.66	11.73	11.66
3	108	17467	1993	(1)	SEN	TREBILCOCK Robert		HEM	HEM	11.70	11.86	11.70
4	109	21159	1995	(2)	U21	KEANE Josh		HEM	SMK	11.83	12.21	11.83

The Snow Centre Hemel  
 Club National 2014  
 Special Slalom  
 Final ranking - Club National GS

Rank	Bib.	RegNo	Year	Rank)	Cat	Name	====	Art	Sno	Run 1	Run 2	Time
5	113	18661	1997	(2)	U18	WARMINGTON Richard		HEM	HEM	11.92	11.94	11.92
6	154	22183	1973	(1)	MA2	PHIPPEN Chris		HEM	HEM	12.49	12.17	12.17
6	106	19713	1997	(3)	U18	BOTY Harry		HEM	WYC	12.20	12.17	12.17
8	112	19639	1998	(4)	U18	BARTON Daniel		HEM	HEM	12.23	12.21	12.21
9	149	22009	2001	(1)	U14	APPLETON Byron		HEM		12.29	12.44	12.29
10	119	13217	1968	(2)	MA2	SHARP Anthony		HEM		12.38	12.63	12.38
11	161	DAYLR	1996	(3)	U21	REIDY Luca		HEM	K--		12.39	12.39
12	147	DAYCS	1997	(5)	U18	SCHOFIELD Connor		HEM		13.05	12.54	12.54
13	114	18022	1997	(6)	U18	WILLIAMS Sam		SAS	IMP	12.60	12.56	12.56
14	103	20687	2001	(2)	U14	TROUNG Aaron		VIK	AMB	12.59	12.66	12.59
15	122	20376	1999	(1)	U16	GOSS Alfie		HEM	HEM	12.64	12.67	12.64
16	115	20761	2000	(2)	U16	LEE Dexter		HEM	EVO	13.23	12.65	12.65
17	156	22195	1999	(3)	U16	OWENS Christopher		CHT	CHT	12.66	12.81	12.66
18	155	DAYCP	1966	(3)	MA2	PICKFORD Chris		HEM		12.68	12.93	12.68
19	129	20184	2000	(4)	U16	NEWTON William		HEM	K	13.01	12.70	12.70
19	111	19135	1961	(1)	MA3	NORRIS John		HEM	SAS	12.91	12.70	12.70
21	117	20262	2002	(3)	U14	CASE Toby		HEM	ASR	12.73	12.96	12.73
22	123	21408	2000	(5)	U16	MILLER-HASTINGS Frankie		FLK		12.74	13.38	12.74
23	126	21260	2000	(6)	U16	CLARKE Edward		HEM	SMK	12.85	12.76	12.76
24	118	19733	2000	(7)	U16	DAVEY Joseph		SPR	SPR	13.03	12.77	12.77
25	130	21077	2001	(4)	U14	LEACH Charlie		HEM	AMB	12.96	12.78	12.78
26	43	20884	2003	(1)	U12	THOMPSON Joseph		NOR	ELI	13.04	12.79	12.79
27	166	22164	2001	(5)	U14	LONGSTAFF Michael		WGC		12.80	12.86	12.80
28	101	20481	2001	(6)	U14	HUDSON Thomas		NOR	BSA	12.96	12.82	12.82
29	42	20748	2003	(2)	U12	DADE Tommy		NOR	AMB	12.84	12.87	12.84
30	120	19737	2002	(7)	U14	O'BRIEN Seamus		MID	EVO	12.98	13.08	12.98
31	134	41993	2001	(8)	U14	FLUCK Adam		SPR	SPR	13.03	13.12	13.03
32	32	21052	2004	(3)	U12	UPTON Jack		MID		13.49	13.09	13.09
33	158	DAYAT	1983	(1)	MA1	TRAHERNE Alex		HEM		13.15	13.19	13.15
34	34	21194	2003	(4)	U12	NEWTON Charlie		HEM	K	13.18	13.18	13.18
35	164	DAYND	1999	(8)	U16	DE VILLIERS Nicholas		HEM		13.35	13.25	13.25
36	137	19273	2000	(9)	U16	DENDLE George		SPR	SPR	13.64	13.34	13.34
37	125	21652	1975	(2)	MA1	ROBERTSHAW Gavin		SMK	SMK	13.36	13.38	13.36
38	138	21657	1961	(2)	MA3	REES Edward		IMP	IMP	13.44	13.61	13.44
39	133	20766	2001	(9)	U14	HUMPHREYS Charles		HEM	TEL	13.55	13.87	13.55
40	10	21604	2005	(1)	U10	OGDEN Alexander		NOR	ELI	13.56	13.86	13.56
41	45	DAYAD	2003	(5)	U12	DENNIS Archie		HEM		14.09	13.64	13.64
42	142	41974	1960	(3)	MA3	THOMAS Pat		HEM		13.72	13.91	13.72
43	39	DAYAT	2003	(6)	U12	TURNER Alfie		HEM		13.86	13.79	13.79
44	36	DAYTR	2003	(7)	U12	REIDY Thomas		HEM	K--	13.82	13.87	13.82
45	159	22027	2002	(10)	U14	ALDRED Samuel		GRV		13.88	14.12	13.88
46	150	DAYEP	2001	(11)	U14	PATTON Edward		SPR	SPR	14.16	14.27	14.16
47	12	22059	2006	(2)	U10	DADE Jake		NOR	NOR	14.49	14.47	14.47
48	148	DAYZV	2002	(12)	U14	VLAISAVLJEVIC Zak		HEM	HEM	14.53	15.27	14.53
49	38	21713	2004	(8)	U12	B EGLIN Thomas		HEM	BRS	14.78	14.63	14.63
50	162	22056	2000	(10)	U16	SCHLOTE Harry		HEM	HEM	14.98	14.65	14.65
51	33	21707	2003	(9)	U12	TAMANA Hari		HEM	HEM	14.68	15.08	14.68
52	143	DAYFP	2002	(13)	U14	POTTER Frederick		HEM		15.61	14.82	14.82
53	14	22026	2005	(3)	U10	LOUTH Oscar		HEM	HEM	14.86	21.44	14.86
54	7	DAYMP	2005	(4)	U10	KILPATRICK Maxwell		HEM		15.41	14.92	14.92
55	152	DAYFM	2000	(11)	U16	MANNION Fynn		HEM		14.97	14.99	14.97
56	9	22087	2005	(5)	U10	PARKER Travis		NOR		15.17	15.06	15.06

The Snow Centre Hemel  
 Club National 2014  
 Special Slalom  
 Final ranking - Club National GS

Rank	Bib.	RegNo	Year	Rank)	Cat	Name	====	Art	Sno	Run 1	Run 2	Time
57	141	DAYBB	2000	(12)	U16	BURCHELL Billy		HEM		15.55	15.12	15.12
58	40	DAYMV	2004	(10)	U12	VLAISAVLJEVIC Max		HEM	HEM	15.63	15.21	15.21

Did Not Start - Run 1 (31)

8	41966	2005			U10	HODSON Steffan	WWS	WWS	DRA			
11	DAYDL	2005			U10	LEACH Dominic		HEM				
13	DAYNB	2006			U10	BERGANDY Nathan		HEM				
35	22208	2004			U12	MABLEY James		HEM				
37	22088	2003			U12	FAIRFULL Max		HEM	HEM			
41	22169	2003			U12	MCANALLY Ewan		HEM				
44	DAYGH	2004			U12	HAIG George		HEM				
104	18256	1999			U16	DAVIES Finlay		HEM	SMK			
105	20714	1998			U18	VANBECK Robert		SMK				
110	19362	1999			U16	DEIGHTON Toby		HEM	BSA			
116	20832	2000			U16	CALDWELL Patrick		HEM	EVO			
121	20988	2001			U14	ROBERTSON Ewan		BRO	BSA			
124	21051	2001			U14	UPTON Thomas		MID				
127	41661	2000			U16	THOMAS Cyffin		DRA	DRA			
128	20613	2001			U14	WILLIS James		SMK	SMK			
131	21366	1965			MA2	LYONS Alan		HEM	HEM			
132	21103	2001			U14	WILLIAMS-GRAVENER David		FLK	DHO			
135	20314	1993			SEN	PETERS Jack		HEM	LIO			
136	41719	2002			U14	BUTTERWORTH Thomas	WWS	WWS	DRA			
139	21626	1967			MA2	ATKINSON Andrew		BRO				
140	21501	2002			U14	LEACH Freddie		HEM	K			
144	DAYAB	2000			U16	BOLAND Alastair		HEM				
145	DAYES	2001			U14	SHARP Eddie		HAL				
146	22204	1996			U21	OWENS Andrew		CHT	CHT			
151	19774	2002			U14	BARTON Dominic		HEM	SMK			
153	DAYMY	2001			U14	YOUNGE Matthew		HAL				
157	DAYFO	1999			U16	OWEN Felix		HAL				
160	22207	2001			U14	MABLEY Benjamin		HEM				
163	22197	1965			MA2	OWENS Timothy		BOW	BOW			
165	DAYTW	1999			U16	WILKINS Thomas		HEM				
167	DAYCI	2000			U16	IZZARD Charles		HEM				

Disqualified - Run 1 (1)







161	DAYLR	1996			U21	REIDY Luca		HEM	K--		12.39	
-----	-------	------	--	--	-----	------------	---	-----	-----	--	-------	--

Did Not Start - Run 2 (31)

8	41966	2005			U10	HODSON Steffan	WWS	WWS	DRA			
11	DAYDL	2005			U10	LEACH Dominic		HEM				
13	DAYNB	2006			U10	BERGANDY Nathan		HEM				
35	22208	2004			U12	MABLEY James		HEM				
37	22088	2003			U12	FAIRFULL Max		HEM	HEM			
41	22169	2003			U12	MCANALLY Ewan		HEM				
44	DAYGH	2004			U12	HAIG George		HEM				
104	18256	1999			U16	DAVIES Finlay		HEM	SMK			
105	20714	1998			U18	VANBECK Robert		SMK				
110	19362	1999			U16	DEIGHTON Toby		HEM	BSA			
116	20832	2000			U16	CALDWELL Patrick		HEM	EVO			



The Snow Centre Hemel  
 Club National 2014  
 Special Slalom  
 Final ranking - Club National GS

Rank	Bib.	RegNo	Year	Rank)	Cat	Name	====	Art	Sno	Run 1	Run 2	Time
121	20988	2001		U14	<b>ROBERTSON Ewan</b>		BRO	BSA				
124	21051	2001		U14	<b>UPTON Thomas</b>		MID					
127	41661	2000		U16	<b>THOMAS Cyffin</b>		DRA	DRA				
128	20613	2001		U14	<b>WILLIS James</b>		SMK	SMK				
131	21366	1965		MA2	<b>LYONS Alan</b>		HEM	HEM				
132	21103	2001		U14	<b>WILLIAMS-GRAVENER David</b>		FLK	DHO				
135	20314	1993		SEN	<b>PETERS Jack</b>		HEM	LIO				
136	41719	2002		U14	<b>BUTTERWORTH Thomas</b>		WWS	WWS	DRA			
139	21626	1967		MA2	<b>ATKINSON Andrew</b>		BRO					
140	21501	2002		U14	<b>LEACH Freddie</b>		HEM	K				
144	DAYAB	2000		U16	<b>BOLAND Alastair</b>		HEM					
145	DAYES	2001		U14	<b>SHARP Eddie</b>		HAL					
146	22204	1996		U21	<b>OWENS Andrew</b>		CHT	CHT				
151	19774	2002		U14	<b>BARTON Dominic</b>		HEM	SMK				
153	DAYMY	2001		U14	<b>YOUNGE Matthew</b>		HAL					
157	DAYFO	1999		U16	<b>OWEN Felix</b>		HAL					
160	22207	2001		U14	<b>MABLEY Benjamin</b>		HEM					
163	22197	1965		MA2	<b>OWENS Timothy</b>		BOW	BOW				
165	DAYTW	1999		U16	<b>WILKINS Thomas</b>		HEM					
167	DAYCI	2000		U16	<b>IZZARD Charles</b>		HEM					

Technical Delegate