



THE 39th SKI BARTLETT ALL ENGLAND ARTIFICIAL SKI SLOPE CHAMPIONSHIPS, Special Slalom - Under 12's - Girls & Boys Official Results



COMPETITION JURY

Table with 3 columns: Role (Technical Delegate, Chief of Race, Referee), Name (Manns David, Bullock Alan, Frith Mike), and Nationality (GBR, TEL, SSE)

WEATHER

Table with 2 columns: Conditions (Snow, Air Temperature) and Weather (Sunny Spells, Dendex, Start: 16.0 °C, Finish: 16.0 °C)

1st RUN

Table with 3 columns: Role (Coursesetter, Forerunners), Name (Morton Ali, Bellamy Ed, Rescagneres Thomas, Davies Peter), and Nationality (BSA, NOR, MSR, ASR)

2nd RUN

Table with 3 columns: Role (Coursesetter, Forerunners), Name (Morton Ali, Bellamy Ed, Rescagneres Thomas, Davies Peter), and Nationality (BSA, NOR, MSR, ASR)

Table with 10 columns: Rank, Bib, Year, Name, Art, Sno, Run 1, Run 2, Time, Gap

++ Under 10 - Girls ++

Table with 10 columns: Rank, Bib, Year, Name, Art, Sno, Run 1, Run 2, Time, Gap. Results for Under 10 Girls.

Did Not Finish - Run 2 (1)

Table with 10 columns: Rank, Bib, Year, Name, Art, Sno, Run 1, Run 2, Time, Gap. Result for Did Not Finish.

= Under 10 - Boys ++

Table with 10 columns: Rank, Bib, Year, Name, Art, Sno, Run 1, Run 2, Time, Gap. Results for Under 10 Boys.

Did Not Finish - Run 1 (1)

Table with 10 columns: Rank, Bib, Year, Name, Art, Sno, Run 1, Run 2, Time, Gap. Result for Did Not Finish.



THE 39th SKI BARTLETT ALL ENGLAND
 ARTIFICIAL SKI SLOPE CHAMPIONSHIPS,
 Special Slalom - Under 12's - Girls & Boys
 Official Results

Rank	Bib.	Year	Name	====	Art	Sno	Run 1	Run 2	Time	Gap
------	------	------	------	------	-----	-----	-------	-------	------	-----

Did Not Finish - Run 2 (1)

	8	2005	STOCKS Elliot		MSR	MSR	18.04			
--	---	------	---------------	---	-----	-----	-------	--	--	--

++ Under 12 - Girls ++

1	24	2003	HOLMES Abby		NOR			16.25	16.25	
2	21	2003	BLACK Grace		PPS	DRA	16.85	16.30	16.30	0.05
3	28	2003	BOTY Nia		HEM	ELI	16.39	16.73	16.39	0.14
4	26	2003	EAVES Eleanor		PND		16.84	16.84	16.84	0.59
5	23	2004	PETERSON Lexie		HEM	BRS	20.89	19.07	19.07	2.82
6	25	2003	MIDSON Molly		FLK	FLK		20.18	20.18	3.93

Did Not Finish - Run 1 (2)

	24	2003	HOLMES Abby		NOR			16.25		
	25	2003	MIDSON Molly		FLK	FLK		20.18		

++ Under 12 - Boys ++

1	4	2003	THOMPSON Joseph		NOR	ELI	14.52	14.48	14.48	
2	11	2004	UPTON Jack		MID		14.63	14.52	14.52	0.04
3	2	2003	DADE Tommy		NOR	AMB	15.18	14.92	14.92	0.44
4	7	2003	LUTTERLOCH Edward		ASR		15.47	15.63	15.47	0.99
5	9	2004	WILLIAMS Matthew		TEL		23.52		23.52	9.04
6	1	2004	CRIDDLE Ollie		CAR		24.59	24.35	24.35	9.87

Did Not Finish - Run 2 (1)

	9	2004	WILLIAMS Matthew		TEL		23.52			
--	---	------	------------------	---	-----	--	-------	--	--	--

Technical Delegate



THE 39th SKI BARTLETT ALL ENGLAND ARTIFICIAL SKI SLOPE CHAMPIONSHIPS, Special Slalom - Females Official ranking



COMPETITION JURY

TECHNICAL DELEGATE MANNS David (GBR)
CHIEF OF RACE BULLOCK Alan (TEL)
REFEREE FRITH Mike (SSE)

WEATHER

CONDITIONS Sunny Spells
SNOW Dendex
AIR TEMPERATURE START : 16.0 °C
FINISH : 16.0 °C

1st RUN

COURSESETTER MORTON Ali (BSA)
FORERUNNERS - A - BELLAMY Ed (NOR)
- B - RESCAGNERES Thomas (MSR)
- C - DAVIES Peter (ASR)

2nd RUN

LAMB DEN Richard (GLO)
- A - BELLAMY Ed (NOR)
- B - RESCAGNERES Thomas (MSR)
- C - DAVIES Peter (ASR)

COURSE Norfolk Snowsports Club
START 52 m
FINISH 26 m
DROP 26 m
LENGTH 180 m
HOMOLOGATION CN GP PS 30-Apr-2020
GATES 16
DIRECTIONS 15
STARTING TIME 1100










Norfolk Snowsports Club
52 m
26 m
26 m
180 m
CN GP PS 30-Apr-2020
16
16
1400

LIST n°414 APPLIED PENALTY : 0.00 F = 620

Table with columns: Rank, Bib., RegNo, Year, Cat, (Rank), Name, Art, Sno, Run 1, Run 2, Time, Points, Perf. Contains 25 rows of race results.



THE 39th SKI BARTLETT ALL ENGLAND
ARTIFICIAL SKI SLOPE CHAMPIONSHIPS,
Special Slalom - Females
Official ranking

Rank	Bib.	RegNo	Year	Cat	(Rank)	Name	====	Art	Sno	Run 1	Run 2	Time	Points	Perf
26	31	21357	2000	U16	(7)	MOORE Danica		BRO		16.64	17.51	34.15	134.83	+ 66.24
27	33	19645	1993	SEN	(3)	WISEMAN Kelly		PND	PND	17.33	17.71	35.04	154.50	+ 78.52
28	45	20767	2000	U16	(8)	WEBSTER Atlanta		NOR	NOR	17.19	17.93	35.12	156.27	+ 0.87
28	36	21204	2001	U14	(7)	MIDSON Poppy		FLK	FLK	17.22	17.90	35.12	156.27	+ 60.89
30	38	20742	1971	MAS	(1)	SAMPSON Melissa		NOR	NOR	17.47	18.45	35.92	173.95	+ 55.86
31	47	22111	2001	U14	(8)	HODGSON Ellen		ASR	ASR	18.50	19.21	37.71	213.52	+ 44.41
32	48	21303	2002	U14	(9)	BANNISTER Lucy		ASR		19.79	20.94	40.73	280.27	+ 95.92
33	39	21836	2000	U16	(9)	WHITMARSH-ALI Megan		CHT		23.10	19.01	42.11	310.77	+ 191.09
34	44	22308	2001	U14	(10)	DANCE Hannah		ASR		17.53	56.99	1:14.52	1027.14	+ 872.74

Did Not Start - Run 1 (1)

28	19152	1999	U16			LEWINGTON Caitlin		BRO						
----	-------	------	-----	--	--	-------------------	---	-----	--	--	--	--	--	--

Did Not Finish - Run 1 (6)

21	20599	2000	U16			SHERING Nicole		HEM	TEL					
23	20307	1995	U21			MIDDLETON Amy		MID						
27	20644	1999	U16			TREW Isobel		HEM	K					
40	22049	1999	U16			PETERSON Amy		HEM	BRS					
41	20339	2000	U16			BURROUGHS Hannah		NOR						
42	19712	1999	U16			BOTY Carys		HEM	ELI					

Disqualified - Run 1 (2)

17	20754	1997	U18			SPANTON Jessica		NOR				Gate 14		
49	22071	2001	U14			DRUMMOND Davina		BSA				Gate 15		

Did Not Finish - Run 2 (4)

2	17970	1994	U21			HATHWAY Ellen		LSU	ASR	15.38				
12	41007	1987	SEN			GODDARD Emily		GLO	DRA	15.45				
24	19235	1999	U16			ROYAL Natasha		VIK		16.05				
35	20643	1999	U16			TREW Eleanor		HEM	K	16.73				

Disqualified - Run 2 (2)

37	21658	1998	U18			COLE Hannah		HEM	SAS	18.61		Gate 16		
43	41986	2000	U16			EVANS Isabel		SAS		16.20		Gate 5		



THE 39th SKI BARTLETT ALL ENGLAND ARTIFICIAL SKI SLOPE CHAMPIONSHIPS, Special Slalom - Females Penalty calculation



Table with columns: Rank, Bib., RegNo, Name, Year, Points, Best 5, Race points. Lists top 10 finishers including Evans Emily, Bozier Hannah, Hallett Georgia, Bullock Alexandra, Lambden Sarah, Hales Alice, Davies Jenny, Hathway Isabella, Coe Megan, and Usher Annie.

Best 5 at start

Table with columns: Rank, Bib., RegNo, Name, Year, Points. Lists the top 5 competitors at the start: Lambden Sarah, Hales Alice, Lee Francesca, Bozier Hannah, and Davies Jenny.

TOTAL

Summary table showing calculated penalty (A + B - C) = -118.90 / 10, correction value (Z) = 0.00, category adder = 0.00, and applied penalty = (-11.89) 0.00.

Technical Delegate





THE 39th SKI BARTLETT ALL ENGLAND ARTIFICIAL SKI SLOPE CHAMPIONSHIPS, Special Slalom - Male Official ranking



COMPETITION JURY

TECHNICAL DELEGATE	MANNS David	(GBR)
CHIEF OF RACE	BULLOCK Alan	(TEL)
REFEREE	FRITH Mike	(SSE)

WEATHER

CONDITIONS	Sunny Spells
SNOW	Dendex
AIR TEMPERATURE	START : 16.0 °C
	FINISH : 16.0 °C

1st RUN

COURSESETTER	MORTON Ali	(BSA)
FORERUNNERS	- A - BELLAMY Ed	(NOR)
	- B - RESCAGNERES Thomas	(MSR)
	- C - DAVIES Peter	(ASR)

2nd RUN

	LAMB DEN Richard	(GLO)
- A -	BELLAMY Ed	(NOR)
- B -	RESCAGNERES Thomas	(MSR)
- C -	DAVIES Peter	(ASR)

COURSE Norfolk Snowsports Club
 START 52 m
 FINISH 26 m
 DROP 26 m
 LENGTH 180 m
 HOMOLOGATION CN GP PS 30-Apr-2020
 GATES 16
 DIRECTIONS 15
 STARTING TIME 1100

Norfolk Snowsports Club
 52 m
 26 m
 26 m
 180 m
 CN GP PS 30-Apr-2020
 16
 16
 1400

LIST n°414 APPLIED PENALTY : 0.00 F = 620

Rank	Bib.	RegNo	Year	Cat	(Rank)	Name	====	Art	Sno	Run 1	Run 2	Time	Points	Perf
1	4	41182	1990	SEN	(1)	HALES Thomas		CAR	DRA	12.87	13.20	26.07	0.00	- 5.00
2	13	19170	1995	U21	(1)	CORR Christopher		LSU		13.20	13.29	26.49	9.99	+ 4.01
3	7	4777	1985	SEN	(2)	HATCHER David		WCS		13.10	13.50	26.60	12.60	+ 4.45
4	14	41481	1992	SEN	(3)	FLAHIVE Gerard		LSU	IMP	13.19	13.46	26.65	13.79	+ 6.66
5	15	17438	1992	SEN	(4)	MOLLOY Michael		NOR		13.32	13.59	26.91	19.98	+ 19.98
6	8	17356	1991	SEN	(5)	HORNSBY Harry		MID	MID	13.18	13.81	26.99	21.88	+ 16.60
7	6	19624	1995	U21	(2)	SYMONS Daniel		CHT	CHT	13.41	13.66	27.07	23.78	+ 3.88
8	2	19420	1998	U18	(1)	WITTS Callum		PND		13.94	13.52	27.46	33.06	+ 16.78
9	10	14921	1992	SEN	(6)	HUGHES Toby		NOR		13.74	13.91	27.65	37.58	+ 13.29
10	12	18558	1996	U21	(3)	WILLOWS Laurence		BRO		13.67	14.00	27.67	38.05	+ 17.99
11	17	13792	1995	U21	(4)	KNOWLES Michael		MSR	DRA	13.84	13.99	27.83	41.86	+ 8.89
12	27	20637	1996	U21	(5)	WIGMORE Matthew		NOR		13.55	14.37	27.92	44.00	- 3.00
13	26	20628	1997	U18	(2)	RICHARDSON Thomas		NOR		13.93	14.08	28.01	46.14	+ 0.05
13	23	19574	1995	U21	(6)	MARTIN Matthew		MSR	DRA	13.73	14.28	28.01	46.14	+ 3.16
15	25	18512	1994	U21	(7)	WITTS Kaigan		PND	PND	13.86	14.29	28.15	49.47	+ 6.37
16	16	19146	1999	U16	(1)	HUPPACH Declan		PND		13.68	14.48	28.16	49.70	+ 18.52
17	1	9694	1985	SEN	(7)	CLARK Benjamin		BRO	K	13.95	14.33	28.28	52.56	+ 30.82
18	11	18629	1993	SEN	(8)	MOLLOY Daniel		NOR		13.81	14.56	28.37	54.70	+ 28.59
19	19	41578	1994	U21	(8)	LEE Adam		PND	MID	13.95	14.47	28.42	55.89	+ 19.50
20	40	19686	1996	U21	(9)	BRADFORD-SMITH Jack		ASR		14.03	14.46	28.49	57.55	- 7.27
21	18	18916	1995	U21	(10)	FARR Oliver		PPS	DRA	13.99	14.58	28.57	59.46	+ 25.43
22	35	19723	1999	U16	(2)	MATTHEWS Brandon		STS	STS	14.01	14.70	28.71	62.78	+ 7.40
23	36	19163	1979	MAS	(1)	HAWKINS Mark		MID		14.39	14.40	28.79	64.69	+ 9.16
24	50	20687	2001	U14	(1)	TROUNG Aaron		VIK	AMB	14.19	14.66	28.85	66.11	- 12.61
25	20	19085	1994	U21	(11)	READER William		ASR		14.08	14.83	28.91	67.54	+ 31.14



THE 39th SKI BARTLETT ALL ENGLAND
ARTIFICIAL SKI SLOPE CHAMPIONSHIPS,
Special Slalom - Male
Official ranking

Rank	Bib.	RegNo	Year	Cat	(Rank)	Name	====	Art	Sno	Run 1	Run 2	Time	Points	Perf
26	9	14855	1994	U21	(12)	GRANT James		LSU	HEM	14.06	14.86	28.92	67.78	+ 43.25
27	70	22166	1999	U16	(3)	HOLMES Thomas		NOR		14.11	14.82	28.93	68.02	- 40.19
28	46	19854	1999	U16	(4)	BINGHAM Jonathan		ESX	SAS	14.23	14.98	29.21	74.68	+ 0.19
29	32	19051	2001	U14	(2)	WEEKS Oliver		MID	DRA	14.31	14.92	29.23	75.15	+ 21.68
30	33	18674	1997	U18	(3)	CHAPMAN Euan		ASR	ASR	14.43	14.82	29.25	75.63	+ 20.44
31	31	20193	1998	U18	(4)	BROWN Cameron		PPS	DRA	14.41	14.97	29.38	78.72	+ 27.65
32	30	18509	1994	U21	(13)	MILLER Gareth		MID	SAS	14.37	15.04	29.41	79.43	+ 28.55
33	44	2657	1966	MAS	(2)	BANNISTER Simon		ASR		14.67	15.20	29.87	90.37	+ 18.28
34	61	21119	1999	U16	(5)	DAVIES Harry		NOR		14.96	14.99	29.95	92.27	- 7.24
35	47	22072	1998	U18	(5)	CHARLTON Harvey		ASR		14.86	15.14	30.00	93.46	+ 18.28
36	52	19713	1997	U18	(6)	BOTY Harry		HEM	ELI	14.80	15.27	30.07	95.13	+ 6.47
36	37	20683	1999	U16	(6)	SPEED Craig		ASR		14.66	15.41	30.07	95.13	+ 36.30
38	71	21723	2000	U16	(7)	HOWE Charlie		NOR		14.98	15.10	30.08	95.37	- 18.23
39	45	20262	2002	U14	(3)	CASE Toby		HEM	ASR	14.96	15.17	30.13	96.56	+ 23.82
40	73	21051	2001	U14	(4)	UPTON Thomas		MID		14.94	15.30	30.24	99.17	- 18.03
41	53	19458	2002	U14	(5)	HUPPACH Josef		PND		15.17	15.22	30.39	102.74	+ 14.04
42	60	20717	1999	U16	(8)	HALLETT Jacob		PPS	DRA	15.20	15.38	30.58	107.26	+ 9.29
43	66	21097	2002	U14	(6)	HOLMES Robert		PND		15.17	15.55	30.72	110.59	+ 6.59
44	55	13228	1992	SEN	(9)	MILSTED James		RAV		15.15	15.61	30.76	111.54	+ 21.64
45	51	20897	1996	U21	(14)	NICKSON Joseph		PND		15.21	15.69	30.90	114.87	+ 34.51
46	49	18378	2000	U16	(9)	SOUTHALL Merrick		FLK		15.52	15.60	31.12	120.10	+ 42.22
47	89	41985	2000	U16	(10)	EVANS Harrison		SAS		15.25	15.90	31.15	120.81	- 49.18
48	65	22009	2001	U14	(7)	APPLETON Byron		HEM		15.52	15.72	31.24	122.95	+ 19.16
49	57	20673	1999	U16	(11)	BANNISTER Adam		ASR		15.61	15.65	31.26	123.43	+ 30.23
50	59	21594	1999	U16	(12)	WORTT Aaron		ASR		15.45	15.85	31.30	124.38	+ 26.87
51	68	21004	1998	U18	(7)	GIBBS James		ASR		15.52	15.79	31.31	124.62	+ 18.08
52	58	19797	1998	U18	(8)	STEVENSON Christian		TEL	TEL	15.50	16.12	31.62	131.99	+ 38.02
53	64	20846	1998	U18	(9)	DEWISON Samuel		MID	MID	15.60	16.05	31.65	132.70	+ 29.24
54	63	19941	1999	U16	(13)	LAWRENCE Thomas		MID	DRA	15.59	16.18	31.77	135.56	+ 32.50
55	62	18022	1997	U18	(10)	WILLIAMS Sam		SAS	IMP	15.84	16.18	32.02	141.50	+ 38.48
56	76	21408	2000	U16	(14)	MILLER-HASTINGS Frankie		FLK		15.98	16.30	32.28	147.69	+ 19.56
57	81	19379	2001	U14	(8)	GUY Edward		TEL	MID	16.29	16.43	32.72	158.15	+ 19.83
58	78	19855	2002	U14	(9)	BINGHAM Nicholas		ESX	SAS	16.22	16.53	32.75	158.86	+ 23.58
59	79	20640	2002	U14	(10)	FENELEY Jack		PND		16.29	16.61	32.90	162.43	+ 25.18
60	85	21750	2000	U16	(15)	DAVEY Tarran		PLY	PLY	16.20	16.77	32.97	164.10	+ 23.11
61	75	21626	1967	MAS	(3)	ATKINSON Andrew		BRO		16.43	16.76	33.19	169.33	+ 50.22
62	88	41938	2000	U16	(16)	CRIDDLE Isaac		CAR		16.62	16.66	33.28	171.47	+ 5.60
63	92	22132	2000	U16	(17)	AUSTIN William		PND	PND	16.62	16.71	33.33	172.66	- 24.52
64	87	19585	2001	U14	(11)	BLACK Oliver		PPS	DRA	16.88	17.24	34.12	191.45	+ 37.75
65	69	21632	2001	U14	(12)	SHEMMANS Jake		ASR		16.92	17.26	34.18	192.87	+ 84.72
66	80	21600	2000	U16	(18)	SMITH Euan		ASR		17.19	17.40	34.59	202.62	+ 65.10
67	94	21612	2001	U14	(13)	GIBBS Jack		ASR		16.96	17.89	34.85	208.81	- 37.67
68	93	21625	1998	U18	(11)	CORR David		PND		18.58	18.97	37.55	273.02	+ 44.08
69	83	21186	2001	U14	(14)	KIPPING Lewis		SRR		16.35	24.03	40.38	340.32	+ 199.63







Did Not Start - Run 1 (3)

74	19733	2000	U16		DAVEY Joseph	SPR	SPR	SPR						
84	20645	2000	U16		TREW Richard		HEM	K						
91	21102	2002	U14		SMITH Oscar		ASR	ASR						





Did Not Finish - Run 1 (11)

3	13389	1989	SEN		LEESON Andrew		PND							
22	21084	1990	SEN		EMMERSON Philip		MID							
24	17932	1997	U18		SOUTHALL Frazer		FLK							
38	41650	1996	U21		SELLWOOD Thomas		CAR	DRA						
41	14899	1995	U21		MERCER Patrick		NOR	BSA						






**THE 39th SKI BARTLETT ALL ENGLAND
ARTIFICIAL SKI SLOPE CHAMPIONSHIPS,
Special Slalom - Male
Official ranking**

Rank	Bib.	RegNo	Year	Cat	(Rank)	Name	====	Art	Sno	Run 1	Run 2	Time	Points	Perf
43	21120	1995	U21			DAVIES Ben		NOR						
54	19048	1998	U18			EAVES Jonathan		PND						
72	21169	1999	U16			FOWLES James		FLK						
82	13217	1968	MAS			SHARP Anthony		HEM						
86	21691	1999	U16			LANE Joshua		NOR	NOR					
90	20766	2001	U14			HUMPHREYS Charles		HEM	TEL					

Disqualified - Run 1 (4)

5	19086	1996	U21			READER Christopher		ASR				Gate 14		
39	21595	1992	SEN			SMITH James		MID	BRU			Gate 13		
42	20239	1993	SEN			CHAMPION Ben		CHT				Gate 10		
77	21605	2002	U14			SMITH Nathan		ASR				Gate 13		

Did Not Finish - Run 2 (5)

21	19147	1995	U21			O'MARA Adam		RAV	RAV	14.25				
28	19684	1992	SEN			DANNS Jack		LSU	SAS	14.46				
29	14213	1992	SEN			WALKER Edmund		MID	MID	13.76				
34	41273	1960	MAS			HALES Robert		CAR	DRA	14.24				
48	21189	1998	U18			BIGGS Saul		FLK		20.74				

Disqualified - Run 2 (2)

56	20481	2001	U14			HUDSON Thomas		NOR	BSA	14.56		Gate 2		
67	10596	1963	MAS			BUNTON Paul		CHT	CHT	16.05		Gate 15		



THE 39th SKI BARTLETT ALL ENGLAND ARTIFICIAL SKI SLOPE CHAMPIONSHIPS, Special Slalom - Male Penalty calculation



Table with columns: Rank, Bib., RegNo, Year, Cat, Name, Points, Best 5, Race points. Lists top 10 finishers including HALES Thomas, CORR Christopher, HATCHER David, etc.

Best 5 at start

Table with columns: Rank, Bib., RegNo, Year, Cat, Name, Points. Lists top 5 starters including MOLLOY Michael, HALES Thomas, HORNSBY Harry, etc.

TOTAL

Summary table showing calculations: (B) List points of best 5 at start (23.39), (A) List points of the best 5 to finish in top 10 (23.39), (C) Race points of corresponding competitors (65.64), Calculated penalty (A + B - C) = -18.86 / 10 (-1.89), Correction value (Z) (0.00), Category adder (0.00), Applied penalty ((-1.89) 0.00).

Technical Delegate

