

## Welsh Alpine Championships

### U14/U16 GS - Race 1

#### British

#### Official ranking

#### COMPETITION JURY

TECHNICAL DELEGATE	ELLIS Richard	(GBR)
REFEREE	MORTON Ali	(GBR)
CHIEF OF RACE	WATSON Martin	(GBR)

#### TECHNICAL DATA

COURSE	Grande Conche
START	1870 m
FINISH	1620 m
DROP	250 m
HOMOLOGATION	7232/10/03

COURSESETTER	HALL Benn	(GBR)
FORERUNNERS	- A - RIDDELL Luke	(GBR)
	- C - COMERFORD Cormac	(IRE)
	- E - HENDERSON Paul	(GBR)
GATES	36	
DIRECTIONS	33	
STARTING TIME	9:45	

WEATHER : SUNY	SNOW : HARD	TEMPERATURE S : -12°	F : -12°
MEN PENALTY : 176.45	WOMEN PENALTY : 175.82		F = 890


Rank	Bib.	Code	Name	Year	(Rank)	Category	Club	Time	Gap	Points
------	------	------	------	------	--------	----------	------	------	-----	--------

#### Ladies

1	94	19126	HEGINBOTHAM Erika	1998	(1)	U16	BSA	53.89		0.00
2	93	20620	LEGEAIS Marion	1998	(2)	U16	BSA	54.69	0.80	13.21
3	100	30920	GUEST Kirsty	1997	(3)	U16	SSC BSA	55.45	1.56	25.76
4	99	20141	EATON Freya	1998	(4)	U16	AMB AMB	57.50	3.61	59.62
5	91	30866	GARVIE Amber	1998	(5)	U16	GDN	57.66	3.77	62.26
6	42	41693	WARD Ella	1999	(1)	U14	AMB CAR	57.94	4.05	66.89
7	44	41692	WARD Olivia	2000	(2)	U14	AMB CAR	58.08	4.19	69.20
8	43	20208	HOSKINS Isabella	1999	(3)	U14	BSA GLO	58.09	4.20	69.36
9	41	21055	CHEADLE Emily	1999	(4)	U14	K	58.26	4.37	72.17
10	98	21331	DILWORTH Lucinda	1998	(6)	U16	BSA	58.31	4.42	73.00
11	95	19735	LONG Phoebe	1998	(7)	U16	AMB HEM	59.89	6.00	99.09
12	97	17488	KAHVE Lucy	1998	(8)	U16	AMB AMB	1:02.68	8.79	145.17
13	96	19773	CURTIS Marie	1997	(9)	U16	HEM	1:03.17	9.28	153.26
14	46	31469	DAVIS Meghan	2000	(5)	U14	GSC BSA	1:04.65	10.76	177.70
15	104	21403	SLADE Hattie	1998	(10)	U16	BSA	1:06.80	12.91	213.21
16	51	21404	SLADE Isobel	1999	(6)	U14	BSA	1:09.81	15.92	262.92

#### Did Not Finish (1)

92	17692	KIRK Isabel	1997	U16	BSA BSA
----	-------	-------------	------	-----	---------



## Welsh Alpine Championships

### U14/U16 GS - Race 1

#### British

#### Official ranking

Rank	Bib.	Code	Name	Year	(Rank)	Category	Club	Time	Gap	Points
<b>Men</b>										
1	123	30968	VEITCH Lachlan	1998	(1)	U16	SSC BSA	<b>53.10</b>		0.00
2	125	20302	BASTOW Milo	1997	(2)	U16	BSA	<b>53.68</b>	0.58	9.72
3	118	19413	MCCLLOUD Milo	1997	(3)	U16	BSA BSA	<b>54.64</b>	1.54	25.81
4	111	19209	WHEELER William	1997	(4)	U16	TEL HEM	<b>54.66</b>	1.56	26.15
5	117	19295	ELLISS Jack	1997	(5)	U16	SPR SPR	<b>55.04</b>	1.94	32.52
6	72	19125	HEGINBOTHAM Matthew	2000	(1)	U14	BSA	<b>55.08</b>	1.98	33.19
7	124	31032	DILLON Grant	1997	(6)	U16	MUC SSC	<b>55.48</b>	2.38	39.89
8	64	18809	FENELEY William	1999	(2)	U14	BSA NOR	<b>55.75</b>	2.65	44.42
9	69	20377	O'NEILL Jack	1999	(3)	U14	BSA	<b>55.99</b>	2.89	48.44
10	67	30919	BUCHAN Scott	1999	(4)	U14	SSC BSA	<b>56.03</b>	2.93	49.11
11	75	18256	DAVIES Finlay	1999	(5)	U14	IMP SMK	<b>56.53</b>	3.43	57.49
12	119	20163	WAGHORNE Robert	1997	(7)	U16	AMB SMK	<b>56.54</b>	3.44	57.66
13	129	21481	NG Hugo	1997	(8)	U16		<b>56.66</b>	3.56	59.67
14	115	31068	CROSS Jack	1998	(9)	U16	SSC BSA	<b>57.27</b>	4.17	69.89
15	65	21395	ROGERS Marcus	1999	(6)	U14		<b>57.62</b>	4.52	75.76
16	120	19510	LOWE Jordan	1998	(10)	U16	EVO HEM	<b>57.80</b>	4.70	78.78
17	126	20460	PATRICK Oliver	1997	(11)	U16	BSA BSA	<b>58.59</b>	5.49	92.02
18	66	19363	DEIGHTON Harry	2000	(7)	U14	BSA HEM	<b>58.74</b>	5.64	94.53
19	68	41877	GALE Rhodri	1999	(8)	U14	DRA CHL	<b>59.19</b>	6.09	102.07
20	127	20580	MCMAHON Jack	1997	(12)	U16	DHO	<b>59.40</b>	6.30	105.59
21	112	18912	SMITH Benjamin	1997	(13)	U16	AMB SPR	<b>59.73</b>	6.63	111.12
22	77	20484	BAILES Max	1999	(9)	U14	Aiglon	<b>1:00.64</b>	7.54	126.38
23	122	41908	HANNA Jordan	1998	(14)	U16	IMP SCI	<b>1:00.70</b>	7.60	127.38
24	82	41934	MUNDAY William	2000	(10)	U14		<b>1:01.21</b>	8.11	135.93
25	114	19153	GIBBINS Joseph	1998	(15)	U16	BSA HEM	<b>1:01.60</b>	8.50	142.47
26	63	20543	LODER Edward	1999	(11)	U14	AMB HEM	<b>1:02.08</b>	8.98	150.51
27	73	41710	CONSTANTINE Joseph	2000	(12)	U14	DRA CAR	<b>1:03.87</b>	10.77	180.51
28	113	31175	ROBERTSON John	1997	(16)	U16	BSA CSC	<b>1:04.54</b>	11.44	191.74
29	74	19910	RIGBY Jordan	2000	(13)	U14	IMP MID	<b>1:04.59</b>	11.49	192.58
30	76	20832	CALDWELL Patrick	2000	(14)	U14	SAS SAS	<b>1:06.17</b>	13.07	219.06
31	62	41880	HOPKINS Harry	1999	(15)	U14	DRA CAR	<b>1:06.24</b>	13.14	220.24
32	61	21326	PALMER David	1999	(16)	U14	BSA	<b>1:09.46</b>	16.36	274.21
33	83	31452	HAYWARD Euan	1999	(17)	U14	BSC	<b>1:10.98</b>	17.88	299.68

#### Did Not Start (1)

70	20848	VICKERS Charlie	1999	U14	SPR SPR
----	-------	-----------------	------	-----	---------

#### Did Not Finish (1)

71	31139	MCNICOL Archie	1999	U14	GSC BSA
----	-------	----------------	------	-----	---------

Technical Delegate



**Welsh Alpine Championships**  
**U14/U16 GS - Race 1**  
**British**  
**Penalty calculation - Ladies**

Rank	Bib.	Code	Name	Year	Points	Best 5	Race points
<b>Best 10 at finish</b>							
1	94	19126	HEGINBOTHAM Erika	1998	168.30	168.30	0.00
2	93	20620	LEGEAIS Marion	1998	192.50	192.50	13.21
3	100	30920	GUEST Kirsty	1997	178.96	178.96	25.76
4	99	20141	EATON Freya	1998	221.37	-	-
5	91	30866	GARVIE Amber	1998	213.60	213.60	62.26
6	42	41693	WARD Ella	1999	219.97	219.97	66.89
7	44	41692	WARD Olivia	2000	228.58	-	-
8	43	20208	HOSKINS Isabella	1999	242.94	-	-
9	41	21055	CHEADLE Emily	1999	230.79	-	-
10	98	21331	DILWORTH Lucinda	1998	229.41	-	-

**Best 5 at start**

1	94	19126	HEGINBOTHAM Erika	1998	168.30
3	100	30920	GUEST Kirsty	1997	178.96
2	93	20620	LEGEAIS Marion	1998	192.50
DNF	92	17692	KIRK Isabel	1997	199.60
5	91	30866	GARVIE Amber	1998	213.60

**TOTAL**

(B) List points of best 5 at start	<b>952.96</b>
(A) List points of the best 5 to finish in top 10	<b>973.33</b>
(C) Race points of corresponding competitors	<b>168.12</b>
Calculated penalty (A + B - C) = 1758.17 / 10	175.82
Correction value (Z)	0.00
Category adder	0.00
Applied penalty	<b>175.82</b>

Technical Delegate



## Welsh Alpine Championships

### U14/U16 GS - Race 1

#### British

#### Penalty calculation - Men

Rank	Bib.	Code	Name	Year	Points	Best 5	Race points
<b>Best 10 at finish</b>							
1	123	30968	VEITCH Lachlan	1998	165.32	165.32	0.00
2	125	20302	BASTOW Milo	1997	188.02	188.02	9.72
3	118	19413	MCCLOUD Milo	1997	181.14	181.14	25.81
4	111	19209	WHEELER William	1997	193.08	193.08	26.15
5	117	19295	ELLISS Jack	1997	222.54	-	-
6	72	19125	HEGINBOTHAM Matthew	2000	212.71	212.71	33.19
7	124	31032	DILLON Grant	1997	234.10	-	-
8	64	18809	FENELEY William	1999	232.23	-	-
9	69	20377	O'NEILL Jack	1999	220.57	-	-
10	67	30919	BUCHAN Scott	1999	223.17	-	-


#### Best 5 at start

1	123	30968	VEITCH Lachlan	1998	165.32
3	118	19413	MCCLOUD Milo	1997	181.14
2	125	20302	BASTOW Milo	1997	188.02
21	112	18912	SMITH Benjamin	1997	191.49
4	111	19209	WHEELER William	1997	193.08

#### TOTAL

(B) List points of best 5 at start	919.05	
(A) List points of the best 5 to finish in top 10		940.27
(C) Race points of corresponding competitors		94.87
Calculated penalty (A + B - C) = 1764.45 / 10	176.45	
Correction value (Z)	0.00	
Category adder	0.00	
Applied penalty	176.45	

Technical Delegate



## Welsh Alpine Championships

### U14/U16 GS - Race 2

#### British

#### Official ranking

#### COMPETITION JURY

TECHNICAL DELEGATE	ELLIS Richard	(GBR)
REFEREE	MORTON Ali	(GBR)
CHIEF OF RACE	WATSON Martin	(GBR)

#### TECHNICAL DATA

COURSE	Grande Conche
START	1870 m
FINISH	1620 m
DROP	250 m
HOMOLOGATION	7232/10/03


COURSESETTER	KELLEN Robin	(ARG)
FORERUNNERS	- A - RIDDELL Luke	(GBR)
	- C - COMERFORD Cormac	(IRE)
	- E - HENDERSON Paul	(GBR)
GATES	36	
DIRECTIONS	34	
STARTING TIME	12:30	

WEATHER : SUNY	SNOW : HARD	TEMPERATURE S : -12°	F : -12°
MEN PENALTY : 174.92	WOMEN PENALTY : 181.34		F = 890

Rank	Bib.	Code	Name	Year	(Rank)	Category	Club	Time	Gap	Points
------	------	------	------	------	--------	----------	------	------	-----	--------

#### Ladies

1	92	17692	KIRK Isabel	1997	(1)	U16	BSA BSA	55.86		0.00
2	94	19126	HEGINBOTHAM Erika	1998	(2)	U16	BSA	56.42	0.56	8.92
3	100	30920	GUEST Kirsty	1997	(3)	U16	SSC BSA	56.84	0.98	15.61
4	42	41693	WARD Eila	1999	(1)	U14	AMB CAR	58.32	2.46	39.19
5	99	20141	EATON Freya	1998	(4)	U16	AMB AMB	58.59	2.73	43.50
6	44	41692	WARD Olivia	2000	(2)	U14	AMB CAR	58.75	2.89	46.05
7	91	30866	GARVIE Amber	1998	(5)	U16	GDN	59.39	3.53	56.24
8	98	21331	DILWORTH Lucinda	1998	(6)	U16	BSA	59.68	3.82	60.86
9	43	20208	HOSKINS Isabella	1999	(3)	U14	BSA GLO	59.76	3.90	62.14
10	41	21055	CHEADLE Emily	1999	(4)	U14	K	1:00.04	4.18	66.60
11	93	20620	LEGEAIS Marion	1998	(7)	U16	BSA	1:00.38	4.52	72.02
12	95	19735	LONG Phoebe	1998	(8)	U16	AMB HEM	1:01.54	5.68	90.50
13	97	17488	KAHVE Lucy	1998	(9)	U16	AMB AMB	1:03.75	7.89	125.71
14	46	31469	DAVIS Meghan	2000	(5)	U14	GSC BSA	1:04.94	9.08	144.67
15	96	19773	CURTIS Marie	1997	(10)	U16	HEM	1:06.21	10.35	164.90
16	104	21403	SLADE Hattie	1998	(11)	U16	BSA	1:07.56	11.70	186.41
17	51	21404	SLADE Isobel	1999	(6)	U14	BSA	1:09.20	13.34	212.54



## Welsh Alpine Championships

### U14/U16 GS - Race 2

#### British

#### Official ranking

Rank	Bib.	Code	Name	Year	(Rank)	Category	Club	Time	Gap	Points
<b>Men</b>										
1	123	30968	VEITCH Lachlan	1998	(1)	U16	SSC BSA	<b>54.16</b>		0.00
2	111	19209	WHEELER William	1997	(2)	U16	TEL HEM	<b>54.79</b>	0.63	10.35
3	125	20302	BASTOW Milo	1997	(3)	U16	BSA	<b>55.12</b>	0.96	15.78
4	112	18912	SMITH Benjamin	1997	(4)	U16	AMB SPR	<b>55.89</b>	1.73	28.43
5	118	19413	MCCLLOUD Milo	1997	(5)	U16	BSA BSA	<b>56.25</b>	2.09	34.34
6	72	19125	HEGINBOTHAM Matthew	2000	(1)	U14	BSA	<b>57.44</b>	3.28	53.90
7	67	30919	BUCHAN Scott	1999	(2)	U14	SSC BSA	<b>57.75</b>	3.59	58.99
8	124	31032	DILLON Grant	1997	(6)	U16	MUC SSC	<b>58.00</b>	3.84	63.10
8	69	20377	O'NEILL Jack	1999	(3)	U14	BSA	<b>58.00</b>	3.84	63.10
10	119	20163	WAGHORNE Robert	1997	(7)	U16	AMB SMK	<b>58.05</b>	3.89	63.92
10	64	18809	FENELEY William	1999	(4)	U14	BSA NOR	<b>58.05</b>	3.89	63.92
12	129	21481	NG Hugo	1997	(8)	U16		<b>58.47</b>	4.31	70.83
13	65	21395	ROGERS Marcus	1999	(5)	U14		<b>59.50</b>	5.34	87.75
14	126	20460	PATRICK Oliver	1997	(9)	U16	BSA BSA	<b>59.61</b>	5.45	89.56
15	115	31068	CROSS Jack	1998	(10)	U16	SSC BSA	<b>59.88</b>	5.72	94.00
16	66	19363	DEIGHTON Harry	2000	(6)	U14	BSA HEM	<b>1:00.03</b>	5.87	96.46
17	120	19510	LOWE Jordan	1998	(11)	U16	EVO HEM	<b>1:00.34</b>	6.18	101.55
18	77	20484	BAILES Max	1999	(7)	U14	Aiglon	<b>1:00.38</b>	6.22	102.21
19	122	41908	HANNA Jordan	1998	(12)	U16	IMP SCI	<b>1:00.79</b>	6.63	108.95
20	127	20580	MCMAHON Jack	1997	(13)	U16	DHO	<b>1:01.03</b>	6.87	112.89
21	68	41877	GALE Rhodri	1999	(8)	U14	DRA CHL	<b>1:02.14</b>	7.98	131.13
22	114	19153	GIBBINS Joseph	1998	(14)	U16	BSA HEM	<b>1:02.17</b>	8.01	131.63
23	71	31139	MCNICOL Archie	1999	(9)	U14	GSC BSA	<b>1:03.00</b>	8.84	145.27
24	82	41934	MUNDAY William	2000	(10)	U14		<b>1:03.14</b>	8.98	147.57
25	63	20543	LODER Edward	1999	(11)	U14	AMB HEM	<b>1:04.28</b>	10.12	166.30
26	113	31175	ROBERTSON John	1997	(15)	U16	BSA CSC	<b>1:04.33</b>	10.17	167.12
27	73	41710	CONSTANTINE Joseph	2000	(12)	U14	DRA CAR	<b>1:04.37</b>	10.21	167.78
28	62	41880	HOPKINS Harry	1999	(13)	U14	DRA CAR	<b>1:05.77</b>	11.61	190.78
29	76	20832	CALDWELL Patrick	2000	(14)	U14	SAS SAS	<b>1:06.14</b>	11.98	196.86
30	74	19910	RIGBY Jordan	2000	(15)	U14	IMP MID	<b>1:06.56</b>	12.40	203.77
31	61	21326	PALMER David	1999	(16)	U14	BSA	<b>1:09.81</b>	15.65	257.17
32	83	31452	HAYWARD Euan	1999	(17)	U14	BSC	<b>1:12.36</b>	18.20	299.08

#### Did Not Start (1)

70	20848	VICKERS Charlie	1999	U14	SPR SPR
----	-------	-----------------	------	-----	---------

#### Did Not Finish (2)

75	18256	DAVIES Finlay	1999	U14	IMP SMK
117	19295	ELLISS Jack	1997	U16	SPR SPR

Technical Delegate



**Welsh Alpine Championships**  
**U14/U16 GS - Race 2**  
**British**  
**Penalty calculation - Ladies**

Rank	Bib.	Code	Name	Year	Points	Best 5	Race points
<b>Best 10 at finish</b>							
1	92	17692	KIRK Isabel	1997	199.60	199.60	0.00
2	94	19126	HEGINBOTHAM Erika	1998	168.30	168.30	8.92
3	100	30920	GUEST Kirsty	1997	178.96	178.96	15.61
4	42	41693	WARD Ella	1999	219.97	219.97	39.19
5	99	20141	EATON Freya	1998	221.37	-	-
6	44	41692	WARD Olivia	2000	228.58	-	-
7	91	30866	GARVIE Amber	1998	213.60	213.60	56.24
8	98	21331	DILWORTH Lucinda	1998	229.41	-	-
9	43	20208	HOSKINS Isabella	1999	242.94	-	-
10	41	21055	CHEADLE Emily	1999	230.79	-	-


**Best 5 at start**

2	94	19126	HEGINBOTHAM Erika	1998	168.30
3	100	30920	GUEST Kirsty	1997	178.96
11	93	20620	LEGEAIS Marion	1998	192.50
1	92	17692	KIRK Isabel	1997	199.60
7	91	30866	GARVIE Amber	1998	213.60

**TOTAL**

(B) List points of best 5 at start	<b>952.96</b>	
(A) List points of the best 5 to finish in top 10		<b>980.43</b>
(C) Race points of corresponding competitors		<b>119.96</b>
Calculated penalty (A + B - C) = 1813.43 / 10	181.34	
Correction value (Z)	0.00	
Category adder	0.00	
Applied penalty	<b>181.34</b>	

Technical Delegate



**Welsh Alpine Championships**  
**U14/U16 GS - Race 2**  
**British**  
**Penalty calculation - Men**

Rank	Bib.	Code	Name	Year	Points	Best 5	Race points
<b>Best 10 at finish</b>							
1	123	30968	VEITCH Lachlan	1998	165.32	165.32	0.00
2	111	19209	WHEELER William	1997	193.08	193.08	10.35
3	125	20302	BASTOW Milo	1997	188.02	188.02	15.78
4	112	18912	SMITH Benjamin	1997	191.49	191.49	28.43
5	118	19413	MCCLOUD Milo	1997	181.14	181.14	34.34
6	72	19125	HEGINBOTHAM Matthew	2000	212.71	-	-
7	67	30919	BUCHAN Scott	1999	223.17	-	-
8	124	31032	DILLON Grant	1997	234.10	-	-
8	69	20377	O'NEILL Jack	1999	220.57	-	-
10	119	20163	WAGHORNE Robert	1997	250.93	-	-
10	64	18809	FENELEY William	1999	232.23	-	-

**Best 5 at start**

1	123	30968	VEITCH Lachlan	1998	165.32
5	118	19413	MCCLOUD Milo	1997	181.14
3	125	20302	BASTOW Milo	1997	188.02
4	112	18912	SMITH Benjamin	1997	191.49
2	111	19209	WHEELER William	1997	193.08

**TOTAL**

(B) List points of best 5 at start	<b>919.05</b>
(A) List points of the best 5 to finish in top 10	<b>919.05</b>
(C) Race points of corresponding competitors	<b>88.90</b>
Calculated penalty (A + B - C) = 1749.20 / 10	174.92
Correction value (Z)	0.00
Category adder	0.00
Applied penalty	<b>174.92</b>

Technical Delegate





**BCVS**

**Welsh Alpine Championships**

**U14/U16**

**Combined GS**

**Official Results**

Rank	Bib.	Code	Name	Year	(Rank)	Category	Club	Run 1	Run 2	Time	Gap
<b>U14 Girls</b>											
1	50		ARIAS Macarena	1999	(1)	U14	Patagonia	56.92	58.08	<b>1:55.00</b>	
2	42	41693	WARD Ella	1999	(2)	U14	AMB CAR	57.94	58.32	<b>1:56.26</b>	1.26
3	44	41692	WARD Olivia	2000	(3)	U14	AMB CAR	58.08	58.75	<b>1:56.83</b>	1.83
4	43	20208	HOSKINS Isabella	1999	(4)	U14	BSA GLO	58.09	59.76	<b>1:57.85</b>	2.85
5	41	21055	CHEADLE Emily	1999	(5)	U14	K	58.26	1:00.04	<b>1:58.30</b>	3.30
6	49		RAVELO Melina	1999	(6)	U14	Patagonia	59.98	1:02.92	<b>2:02.90</b>	7.90
7	46	31469	DAVIS Meghan	2000	(7)	U14	GSC BSA	1:04.65	1:04.94	<b>2:09.59</b>	14.59
8	45		KIRKPATRICK Alexandra	1999	(8)	U14	Aiglon	1:05.18	1:07.28	<b>2:12.46</b>	17.46
9	47		PEPPI Elizaveta	1999	(9)	U14	Aiglon	1:08.17	1:09.20	<b>2:17.37</b>	22.37
10	51	21404	SLADE Isobel	1999	(10)	U14	BSA	1:09.81	1:09.20	<b>2:19.01</b>	24.01
11	52		SATDINOVA Darina	1999	(11)	U14	Aiglon	1:14.13	1:13.40	<b>2:27.53</b>	32.53

**U14 Boys**

1	72	19125	HEGINBOTHAM Matthew	2000	(1)	U14	BSA	55.08	57.44	<b>1:52.52</b>	
2	81		BEDAT Julien	2000	(2)	U14	Val d'Illeiez	55.84	56.75	<b>1:52.59</b>	0.07
3	67	30919	BUCHAN Scott	1999	(3)	U14	SSC BSA	56.03	57.75	<b>1:53.78</b>	1.26
4	64	18809	FENELEY William	1999	(4)	U14	BSA NOR	55.75	58.05	<b>1:53.80</b>	1.28
5	69	20377	O'NEILL Jack	1999	(5)	U14	BSA	55.99	58.00	<b>1:53.99</b>	1.47
6	65	21395	ROGERS Marcus	1999	(6)	U14		57.62	59.50	<b>1:57.12</b>	4.60
7	66	19363	DEIGHTON Harry	2000	(7)	U14	BSA HEM	58.74	1:00.03	<b>1:58.77</b>	6.25
8	77	20484	BAILES Max	1999	(8)	U14	Aiglon	1:00.64	1:00.38	<b>2:01.02</b>	8.50
9	68	41877	GALE Rhodri	1999	(9)	U14	DRA CHL	59.19	1:02.14	<b>2:01.33</b>	8.81
10	78		HERFS Freddy	1999	(10)	U14	Aiglon	1:00.79	1:03.42	<b>2:04.21</b>	11.69
11	82	41934	MUNDAY William	2000	(11)	U14		1:01.21	1:03.14	<b>2:04.35</b>	11.83
12	63	20543	LODER Edward	1999	(12)	U14	AMB HEM	1:02.08	1:04.28	<b>2:06.36</b>	13.84
13	73	41710	CONSTANTINE Joseph	2000	(13)	U14	DRA CAR	1:03.87	1:04.37	<b>2:08.24</b>	15.72
14	74	19910	RIGBY Jordan	2000	(14)	U14	IMP MID	1:04.59	1:06.56	<b>2:11.15</b>	18.63
15	62	41880	HOPKINS Harry	1999	(15)	U14	DRA CAR	1:06.24	1:05.77	<b>2:12.01</b>	19.49
16	76	20832	CALDWELL Patrick	2000	(16)	U14	SAS SAS	1:06.17	1:06.14	<b>2:12.31</b>	19.79
17	61	21326	PALMER David	1999	(17)	U14	BSA	1:09.46	1:09.81	<b>2:19.27</b>	26.75
18	83	31452	HAYWARD Euan	1999	(18)	U14	BSC	1:10.98	1:12.36	<b>2:23.34</b>	30.82

**U16 Girls**

1	102		MATHEY Marie	1997	(1)	U16	Val d'Illeiez	53.42	55.12	<b>1:48.54</b>	
2	94	19126	HEGINBOTHAM Erika	1998	(2)	U16	BSA	53.89	56.42	<b>1:50.31</b>	1.77
3	100	30920	GUEST Kirsty	1997	(3)	U16	SSC BSA	55.45	56.84	<b>1:52.29</b>	3.75
4	93	20620	LEGEAIS Marion	1998	(4)	U16	BSA	54.69	1:00.38	<b>1:55.07</b>	6.53
5	99	20141	EATON Freya	1998	(5)	U16	AMB AMB	57.50	58.59	<b>1:56.09</b>	7.55

**Welsh Alpine Championships****U14/U16****Combined GS****Official Results**

Rank	Bib.	Code	Name	Year	(Rank)	Category	Club	Run 1	Run 2	Time	Gap
6	91	30866	GARVIE Amber	1998	(6)	U16	GDN	57.66	59.39	<b>1:57.05</b>	8.51
7	98	21331	DILWORTH Lucinda	1998	(7)	U16	BSA	58.31	59.68	<b>1:57.99</b>	9.45
8	95	19735	LONG Phoebe	1998	(8)	U16	AMB HEM	59.89	1:01.54	<b>2:01.43</b>	12.89
9	101		CARNAGHI Maite	1997	(9)	U16	Patagonia	59.42	1:02.52	<b>2:01.94</b>	13.40
10	97	17488	KAHVE Lucy	1998	(10)	U16	AMB AMB	1:02.68	1:03.75	<b>2:06.43</b>	17.89
11	96	19773	CURTIS Marie	1997	(11)	U16	HEM	1:03.17	1:06.21	<b>2:09.38</b>	20.84
12	104	21403	SLADE Hattie	1998	(12)	U16	BSA	1:06.80	1:07.56	<b>2:14.36</b>	25.82

**U16 Boys**

1	123	30968	VEITCH Lachlan	1998	(1)	U16	SSC BSA	53.10	54.16	<b>1:47.26</b>	
2	125	20302	BASTOW Milo	1997	(2)	U16	BSA	53.68	55.12	<b>1:48.80</b>	1.54
3	111	19209	WHEELER William	1997	(3)	U16	TEL HEM	54.66	54.79	<b>1:49.45</b>	2.19
4	121		LATTANZIO Franco	1997	(4)	U16	Patagonia	54.37	55.88	<b>1:50.25</b>	2.99
5	116		SAFE Facundo	1998	(5)	U16	Patagonia	53.94	56.77	<b>1:50.71</b>	3.45
6	118	19413	MCCLOUD Milo	1997	(6)	U16	BSA BSA	54.64	56.25	<b>1:50.89</b>	3.63
7	131		RAITZIN Felipe	1998	(7)	U16	Patagonia	55.16	56.20	<b>1:51.36</b>	4.10
8	124	31032	DILLON Grant	1997	(8)	U16	MUC SSC	55.48	58.00	<b>1:53.48</b>	6.22
9	119	20163	WAGHORNE Robert	1997	(9)	U16	AMB SMK	56.54	58.05	<b>1:54.59</b>	7.33
10	129	21481	NG Hugo	1997	(10)	U16		56.66	58.47	<b>1:55.13</b>	7.87
11	112	18912	SMITH Benjamin	1997	(11)	U16	AMB SPR	59.73	55.89	<b>1:55.62</b>	8.36
12	115	31068	CROSS Jack	1998	(12)	U16	SSC BSA	57.27	59.88	<b>1:57.15</b>	9.89
13	128		HABER Ramiro	1998	(13)	U16	Patagonia	58.36	59.16	<b>1:57.52</b>	10.26
14	120	19510	LOWE Jordan	1998	(14)	U16	EVO HEM	57.80	1:00.34	<b>1:58.14</b>	10.88
15	126	20460	PATRICK Oliver	1997	(15)	U16	BSA BSA	58.59	59.61	<b>1:58.20</b>	10.94
16	127	20580	MCMAHON Jack	1997	(16)	U16	DHO	59.40	1:01.03	<b>2:00.43</b>	13.17
17	122	41908	HANNA Jordan	1998	(17)	U16	IMP SCI	1:00.70	1:00.79	<b>2:01.49</b>	14.23
18	114	19153	GIBBINS Joseph	1998	(18)	U16	BSA HEM	1:01.60	1:02.17	<b>2:03.77</b>	16.51
19	113	31175	ROBERTSON John	1997	(19)	U16	BSA CSC	1:04.54	1:04.33	<b>2:08.87</b>	21.61
20	130		COOK Andrew	1998	(20)	U16	Aiglon	1:07.96	1:02.11	<b>2:10.07</b>	22.81

Technical Delegate



**Welsh Alpine Championships**  
**Senior Giant Slalom**  
**British**  
**Official ranking**

**COMPETITION JURY**

TECHNICAL DELEGATE	ELLIS Richard	(GBR)
REFEREE	MORTON Ali	(GBR)
CHIEF OF RACE	WATSON Martin	(GBR)

**TECHNICAL DATA**

COURSE	Grande Conche
START	1870 m
FINISH	1620 m
DROP	250 m
HOMOLOGATION	7232/10/03

**1st RUN**

COURSESETTER	HALL Benn	(GBR)
FORERUNNERS	- A - RIDDELL Luke	(GBR)
	- B - COMERFORD Cormac	(IRE)
	- C - HENDERSON Paul	(GBR)
GATES	36	
DIRECTIONS	33	
STARTING TIME	9:45	

**2nd RUN**

KELLEN Robin	(GBR)
- A - RIDDELL Luke	(GBR)
- B - COMERFORD Cormac	(IRE)
- C - HENDERSON Paul	(GBR)
GATES	36
DIRECTIONS	34
STARTING TIME	12:30

WEATHER : SUNY	SNOW : HARD	TEMPERATURE S : -12°	F : -12°
MEN PENALTY : 176.14	WOMEN PENALTY : 0.00		F = 890

Rank	Bib.	Code	Name	Year	(Rank)	Category	Club	Run 1	Run 2	Time	Gap	Points
------	------	------	------	------	--------	----------	------	-------	-------	------	-----	--------

**Ladies**

1	142	17686	BUCHANAN Alexandra	1994	(1)	U21	AMB	56.58	58.96	1:55.54		0.00
---	-----	-------	--------------------	------	-----	-----	-----	-------	-------	---------	--	------

**Did Not Finish - Run 1 (2)**

143	41622	JENKINS Nia	1995		U18	BSA NOR						
144	41705	HALLETT Georgia	1996		U18	DRA CAR						

# Welsh Alpine Championships


## Senior Giant Slalom

### British

#### Official ranking

Rank	Bib.	Code	Name	Year	(Rank)	Category	Club	Run 1	Run 2	Time	Gap	Points
<b>Men</b>												
1	147	19005	<b>NORRIS Kieran</b>	1995	(1)	U18	AMB HEM	51.17	52.55	<b>1:43.72</b>		0.00
2	145	19574	<b>MARTIN Matthew</b>	1995	(2)	U18	DRA CHL	55.50	58.14	<b>1:53.64</b>	9.92	85.12
3	149	18475	<b>ASQUITH Max</b>	1996	(3)	U18	AMB AMB	56.21	57.46	<b>1:53.67</b>	9.95	85.38
4	146	41565	<b>EVANS Emile</b>	1996	(4)	U18	DRA CAR	56.90	58.82	<b>1:55.72</b>	12.00	102.97
5	148	18916	<b>FARR Oliver</b>	1995	(5)	U18	DRA PPS	59.46	1:00.56	<b>2:00.02</b>	16.30	139.87
6	151	41721	<b>BUTTERWORTH Daniel</b>	1996	(6)	U18	DRA WWS	1:01.78	1:01.69	<b>2:03.47</b>	19.75	169.47
7	150	41410	<b>PRITCHARD Ray</b>	1965	(1)	MAS	DRA	1:04.47	1:07.63	<b>2:12.10</b>	28.38	243.52

Technical Delegate



**Welsh Alpine Championships**  
**Senior Giant Slalom**  
**British**  
**Penalty calculation - Men**

Rank	Bib.	Code	Name	Year	Points	Best 5	Race points
<b>Best 10 at finish</b>							
1	147	19005	NORRIS Kieran	1995	102.72	102.72	0.00
2	145	19574	MARTIN Matthew	1995	207.02	207.02	85.12
3	149	18475	ASQUITH Max	1996	181.42	181.42	85.38
4	146	41565	EVANS Emile	1996	256.12	256.12	102.97
5	148	18916	FARR Oliver	1995	340.11	340.11	139.87
6	151	41721	BUTTERWORTH Daniel	1996	-	-	-
7	150	41410	PRITCHARD Ray	1965	380.53	-	-

**Best 5 at start**

1	147	19005	NORRIS Kieran	1995	102.72
3	149	18475	ASQUITH Max	1996	181.42
2	145	19574	MARTIN Matthew	1995	207.02
4	146	41565	EVANS Emile	1996	256.12
5	148	18916	FARR Oliver	1995	340.11

**TOTAL**

(B) List points of best 5 at start	<b>1087.39</b>
(A) List points of the best 5 to finish in top 10	<b>1087.39</b>
(C) Race points of corresponding competitors	<b>413.34</b>

Calculated penalty (A + B - C) = 1761.44 / 10	176.14
Correction value (Z)	0.00
Category adder	0.00
Applied penalty	<b>176.14</b>

Technical Delegate