


SSW Champéry Slalom
U10's
Official Results

Rank	Bib.	Code	Name	Year	(Rank)	Category	Club	Run 1	Run 2	Time	Gap
Girls											
1	164	20132	BLACK Grace	2003	(1)	U10	PPS DRA	17.00	17.15	34.15	
2	163	21124	DRUMMOND Elinor	2003	(2)	U10	TEL TEL	19.23	19.16	38.39	4.24
3	161	41913	WILEY Lily	2003	(3)	U10	SWN	20.49	19.12	39.61	5.46
4	162	DAY07	JAMES Lilli	2003	(4)	U10	CAR	20.59	19.23	39.82	5.67

Boys

1	151	21157	COATES William	2003	(1)	U10	SHK SHK	23.13	21.14	44.27	
---	-----	-------	-----------------------	------	-----	-----	---------	-------	-------	--------------	--

Technical Delegate



SSW Champéry Slalom Ladies Official ranking

COMPETITION JURY

TECHNICAL DELEGATE Ian Roberts
REFEREE Richard Lambden
CHIEF OF RACE Jane Lee

TECHNICAL DATA

COURSE
START
FINISH
DROP

1st RUN

COURSESETTER Guy Hornsby
FORERUNNERS
- A - Mark Hopkins
- B - Adam Bloom
GATES 13
DIRECTIONS 13
STARTING TIME 10:15

2nd RUN

2 Runs on Same Course

WEATHER : British Summer

SNOW : Spikey

TEMPERATURE S : 0° F : 0°

LIST n°212 APPLIED PENALTY : 10.00

F = 610

Rank	Bib.	Code	Name	Year	(Rank)	Category	Club	Run 1	Run 2	Time	Gap	Points
1	105	41274	HALES Alice	1992	(1)	U21	CAR DRA	11.84	11.65	23.49		0.00
2	107	17747	GOULD Charlotte	1992	(2)	U21	TEL TEL	11.90	11.74	23.64	0.15	3.90
3	113	18618	BOZIER Hannah	1996	(1)	U18	ASR ASR	12.14	11.99	24.13	0.64	16.62
4	103	41705	HALLETT Georgia	1996	(2)	U18	CAR DRA	12.31	12.35	24.66	1.17	30.38
5	115	19986	USHER Annie	1997	(1)	U16	ASR DRA	12.43	12.24	24.67	1.18	30.64
6	108	17936	DAVIES Jenny	1996	(3)	U18	ASR	12.63	12.21	24.84	1.35	35.06
7	104	17888	DELLER Lucy	1996	(4)	U18	MID	12.58	12.54	25.12	1.63	42.33
8	106	41007	GODDARD Emily	1987	(1)	SEN	GLO DRA	12.51	12.74	25.25	1.76	45.70
9	111	18576	BROWN Ellen	1996	(5)	U18	TEL TEL	12.81	12.70	25.51	2.02	52.46
10	116	18863	HENERY Deborah	1997	(2)	U16	SHK LIO	12.95	12.64	25.59	2.10	54.53
11	114	18660	HATHWAY Isabella	1997	(3)	U16	ASR	12.89	12.81	25.70	2.21	57.39
12	118	19213	TONGE Charlotte	1994	(3)	U21	TOQ	12.98	12.73	25.71	2.22	57.65
13	101	19137	COOPER Yasmin	1998	(4)	U16	HEM BSA	13.19	12.64	25.83	2.34	60.77
14	124	20307	MIDDLETON Amy	1995	(6)	U18	MID	13.03	12.90	25.93	2.44	63.36
14	117	18740	MARTIN-HARRINGTON Beatrice	1997	(5)	U16	GLO BSA	12.96	12.97	25.93	2.44	63.36
16	109	41216	DAVIES Stephanie	1995	(7)	U18	CAR DRA	12.93	13.21	26.14	2.65	68.82
17	120	19414	DANNATT Gemma	1996	(8)	U18	GLO DRA	13.12	13.07	26.19	2.70	70.11
18	134	19260	MITCHELL Olivia	2001	(1)	U12	SLP SLP	13.36	13.34	26.70	3.21	83.36
19	132	20861	GODDARD-JONES Bryony	2001	(2)	U12	SLP SLP	13.71	13.88	27.59	4.10	106.47
20	125	41692	WARD Olivia	2000	(1)	U14	CHL AMB	14.06	13.82	27.88	4.39	114.00
21	126	19197	PENHALE Emma	2000	(2)	U14	SLP SLP	13.96	13.93	27.89	4.40	114.26
21	122	20600	WAKEFIELD Rebecca	1998	(6)	U16	GLO DRA	14.07	13.82	27.89	4.40	114.26
23	123	41693	WARD Ella	1999	(3)	U14	CHL AMB	14.37	14.00	28.37	4.88	126.73
24	133	DAY02	HUDDLESTON Catherine	1980	(1)	MAS	CAR	15.36	15.05	30.41	6.92	179.70
25	127	41649	SELLWOOD Ellen	1998	(7)	U16	SWN	15.80	15.16	30.96	7.47	193.98
26	128	41915	JAMES Harriet	1999	(4)	U14	CAR	16.80	17.05	33.85	10.36	269.03
27	131	DAY05	HILLS Charlotte	1998	(8)	U16	GLO	16.91	17.08	33.99	10.50	272.67
28	130	DAY01	FURLONG Georgia	2000	(5)	U14		17.87	17.12	34.99	11.50	298.64
29	129	21094	DRUMMOND Isabel	2001	(3)	U12	TEL TEL	18.25	18.06	36.31	12.82	332.92

Did Not Start - Run 2 (1)

119	18676	COOPER Georgina	1996	U18	GLO DRA	14.00
-----	-------	-----------------	------	-----	---------	-------

SSW Champéry Slalom

Ladies

Official ranking

Rank	Bib.	Code	Name	Year	(Rank) Category	Club	Run 1	Run 2	Time	Gap	Points
------	------	------	------	------	-----------------	------	-------	-------	------	-----	--------

Did Not Finish - Run 2 (2)

	102	17972	GOULD Georgina	1994	U21	TEL TEL	12.68				
	112	14747	OGDEN Sophie	1996	U18	CHL DRA	12.14				

Disqualified - Run 2 (2)

	110	20696	NEWBOULT Helena	1998	U16	MID MID	12.72			Gate 9	
	121	19211	THOMAS Kerry	1995	U18	TOQ	13.64			Gate 12	

Technical Delegate



SSW Champéry Slalom
Ladies
Penalty calculation

Rank	Bib.	Code	Name	Category	Club	Points	Best 5	Race points
Best 10 at finish								
1	105	41274	HALES Alice	U21	CAR DRA	8.24	8.24	0.00
2	107	17747	GOULD Charlotte	U21	TEL TEL	4.64	4.64	3.90
3	113	18618	BOZIER Hannah	U18	ASR ASR	8.10	8.10	16.62
4	103	41705	HALLETT Georgia	U18	CAR DRA	28.38	-	-
5	115	19986	USHER Annie	U16	ASR DRA	31.94	-	-
6	108	17936	DAVIES Jenny	U18	ASR	27.80	-	-
7	104	17888	DELLER Lucy	U18	MID	24.78	24.78	42.33
8	106	41007	GODDARD Emily	SEN	GLO DRA	18.48	18.48	45.70
9	111	18576	BROWN Eilen	U18	TEL TEL	28.20	-	-
10	116	18863	HENERY Deborah	U16	SHK LIO	41.51	-	-


Best 5 at start

2	107	17747	GOULD Charlotte	U21	TEL TEL	4.64		
3	113	18618	BOZIER Hannah	U18	ASR ASR	8.10		
1	105	41274	HALES Alice	U21	CAR DRA	8.24		
DNF	112	14747	OGDEN Sophie	U18	CHL DRA	13.92		
8	106	41007	GODDARD Emily	SEN	GLO DRA	18.48		

TOTAL

(B) List points of best 5 at start	53.38	
(A) List points of the best 5 to finish in top 10		64.24
(C) Race points of corresponding competitors		108.55
Calculated penalty (A + B - C) = 9.07 / 10	0.91	
Correction value (Z)	0.00	
Category adder	0.00	
Applied penalty	(0.91) 10.00	

Technical Delegate



SSW Champéry Slalom

Men

Official ranking

COMPETITION JURY

TECHNICAL DELEGATE Ian Roberts
 REFEREE Richard Lambden
 CHIEF OF RACE Jane Lee

TECHNICAL DATA

COURSE
 START
 FINISH
 DROP

1st RUN

COURSESETTER Guy Hornsby
 FORERUNNERS
 - A - Mark Hopkins
 - B - Adam Bloom
 GATES 13
 DIRECTIONS 13
 STARTING TIME 10:15

2nd RUN

2 Runs on Same Course

WEATHER : British Summer

SNOW : Spikey

TEMPERATURE S : 0° F : 0°

LIST n°212 APPLIED PENALTY : 10.00

F = 610

Rank	Bib.	Code	Name	Year	(Rank)	Category	Club	Run 1	Run 2	Time	Gap	Points
1	8	41217	DAVIES Andrew	1992	(1)	U21	CAR DRA	10.82	10.70	21.52		0.00
2	6	17284	SIEBER James	1996	(1)	U18	ASR AMB	10.79	10.82	21.61	0.09	2.55
3	10	4777	HATCHER David	1985	(1)	SEN	WCS	10.98	10.93	21.91	0.39	11.05
4	12	41182	HALES Thomas	1990	(2)	SEN	CAR DRA	10.95	11.10	22.05	0.53	15.02
5	9	14586	GODDARD-JONES Brodie	1996	(2)	U18	SLP SLP	11.14	10.96	22.10	0.58	16.44
6	65	DAY06	JEAL Alex	1990	(3)	SEN	GLO	11.34	11.19	22.53	1.01	28.63
7	2	17479	POWELL Jonathan	1986	(4)	SEN	MID SMK	11.24	11.32	22.56	1.04	29.48
8	3	19163	HAWKINS Mark	1979	(1)	MAS	MID	11.50	11.33	22.83	1.31	37.13
9	15	12802	CALVERT Peter	1988	(5)	SEN	ASR BAS	11.59	11.30	22.89	1.37	38.83
10	7	13792	KNOWLES Michael	1995	(3)	U18	CHL DRA	11.81	11.47	23.28	1.76	49.89
11	11	41273	HALES Robert	1960	(2)	MAS	CAR DRA	11.79	11.52	23.31	1.79	50.74
12	4	41578	LEE Adam.	1994	(2)	U21	MID CHL	11.70	11.75	23.45	1.93	54.71
13	17	17312	WILSON Simon	1992	(3)	U21	STS	11.74	11.72	23.46	1.94	54.99
14	13	41092	DAVIES Colin	1992	(4)	U21	CAR DRA	11.92	11.57	23.49	1.97	55.84
15	16	19086	READER Christopher	1996	(4)	U18	ASR	11.94	11.73	23.67	2.15	60.94
16	20	19420	WITTS Callum	1998	(1)	U16	PND DRA	12.00	11.90	23.90	2.38	67.46
17	18	18571	CONDE Jamie	1992	(5)	U21	TEL TEL	12.20	11.92	24.12	2.60	73.70
18	21	17840	PHELPS Nicholas	1997	(2)	U16	MID DRA	12.45	11.91	24.36	2.84	80.50
19	23	17515	GIRLING Kirran	1997	(3)	U16	TEL TEL	12.51	11.99	24.50	2.98	84.47
20	25	17043	TOMLINSON Josef	1994	(6)	U21	PPS LIO	12.43	12.34	24.77	3.25	92.12
21	22	13228	MILSTED James	1992	(7)	U21	RAV	12.50	12.32	24.82	3.30	93.54
22	24	2657	BANNISTER Simon	1966	(3)	MAS	ASR	12.83	12.31	25.14	3.62	102.61
23	27	18674	CHAPMAN Euan	1997	(4)	U16	ASR ASR	12.70	12.50	25.20	3.68	104.31
24	36	20732	NORTON Thomas	1999	(1)	U14	TOQ TOQ	12.48	12.77	25.25	3.73	105.73
25	29	17257	MARMENT Christiaan	1997	(5)	U16	SLP SLP	12.85	12.60	25.45	3.93	111.40
26	32	20262	CASE Toby	2002	(1)	U12	ASR EVO	13.02	12.47	25.49	3.97	112.53
27	28	19051	WEEKS Oliver	2001	(2)	U12	MID ELI	13.16	12.90	26.06	4.54	128.69
28	40	41851	THOMAS Benjamin	1998	(6)	U16	CAR	13.29	12.89	26.18	4.66	132.09
29	37	41721	BUTTERWORTH Daniel	1996	(5)	U18	WWS	13.34	13.23	26.57	5.05	143.15
30	38	19910	RIGBY Jordan	2000	(2)	U14	MID DRA	13.14	13.50	26.64	5.12	145.13
31	30	41650	SELLWOOD Thomas	1996	(6)	U18	CAR	13.48	13.33	26.81	5.29	149.95
32	62	20852	BLOOM Ryan	2001	(3)	U12	WCS WCS	13.71	13.29	27.00	5.48	155.33
33	39	20641	HENERY Robbie	1998	(7)	U16	SHK LIO	13.64	13.68	27.32	5.80	164.41
34	34	41662	LEE Sam	1996	(7)	U18	MID	13.71	13.63	27.34	5.82	164.97
35	48	41880	HOPKINS Harry	1999	(3)	U14	CAR DRA	14.46	13.49	27.95	6.43	182.26

SSW Champéry Slalom

Men

Official ranking

Rank	Bib.	Code	Name	Year	(Rank)	Category	Club	Run 1	Run 2	Time	Gap	Points
36	35	19346	WILKINS Simon	1992	(8)	U21	TEL TEL	14.16	13.91	28.07	6.55	185.66
37	66	20535	PINI Maximilian	2002	(4)	U12	SLP SLP	14.28	13.89	28.17	6.65	188.50
38	46	20215	CAWTHORNE Harry	1999	(4)	U14	TOQ IMP	14.66	13.63	28.29	6.77	191.90
39	42	20673	BANNISTER Adam	1999	(5)	U14	ASR	14.19	14.12	28.31	6.79	192.47
40	59	20253	MATHEW Oliver	2002	(5)	U12	AVO	14.28	14.50	28.78	7.26	205.79
41	44	18879	CASHMORE William	1998	(8)	U16	EXD BSA	14.69	14.54	29.23	7.71	218.55
42	61	DAY03	NORTON Chris	1966	(4)	MAS	TOQ	14.94	14.35	29.29	7.77	220.25
43	43	19585	BLACK Oliver	2001	(6)	U12	PPS DRA	15.09	14.85	29.94	8.42	238.67
44	47	12334	ROBERTSON Stuart	1950	(5)	MAS	WCS WCS	15.37	14.59	29.96	8.44	239.24
45	49	14261	CALVERT John	1949	(6)	MAS	ASR ALD	15.51	15.60	31.11	9.59	271.84
46	57	41837	PRICE Rhys	2001	(7)	U12	SLP DRA	16.70	15.96	32.66	11.14	315.77
47	52	41719	BUTTERWORTH Thomas	2002	(8)	U12	WWS	16.69	16.09	32.78	11.26	319.17
48	58	21156	COATES Joseph	2000	(6)	U14	SHK SHK	17.00	16.36	33.36	11.84	335.61
49	56	21143	SLATER James	1998	(9)	U16	SHK	17.45	16.48	33.93	12.41	351.77
50	55	20167	COMELIO Sebastian	2002	(9)	U12	AVO DHO	17.05	17.19	34.24	12.72	360.56
51	54	19457	SIMMONS Nigel	1962	(7)	MAS	TOQ TOQ	17.68	17.62	35.30	13.78	390.60
52	63	DAY04	HILLS Campbell	2001	(10)	U12	GLO	18.10	17.70	35.80	14.28	404.78
53	41	20683	SPEED Craig	1999	(7)	U14	ASR	22.93	13.22	36.15	14.63	414.70
54	64	41923	LAYTHAM Jack	2000	(8)	U14	WWS	19.35	19.10	38.45	16.93	479.89
55	50	21167	BANNISTER Callum	1998	(10)	U16	AVO GLO	23.80	15.24	39.04	17.52	496.62
56	19	19147	O'MARA Adam	1995	(8)	U18	RAV RAV	12.20	43.72	55.92	34.40	975.09

Did Not Finish - Run 1 (2)

1	19085	READER William	1994		U21	ASR			12.06			
33	20790	SANDEMAN Jonathan	1998		U16	GLO						

Disqualified - Run 1 (4)

5	19574	MARTIN Matthew	1995		U18	CHL DRA						Gate 11
53	18880	CASHMORE Edward	2001		U12	EXD BSA			15.15			Gate 8
60	DAY08	COOK James	2002		U12	GLO			17.46			Gate 7
67	DAY09	EVANS Alex	1997		U16	WWS			14.73			Gate 10

Did Not Start - Run 2 (3)

26	20239	CHAMPION Ben	1993		U21	BRO						
45	41688	DAVIES Harrison	1997		U16	WWS						
51	41689	DAVIES Jonathan	1999		U14	WWS						


Did Not Finish - Run 2 (2)

14	17356	HORNSBY Harry	1991		SEN	MID TOQ			10.88			
31	19013	HANLON George	1999		U14	PPS WM			13.63			

Disqualified - Run 2 (2)

5	19574	MARTIN Matthew	1995		U18	CHL DRA						Gate 13
33	20790	SANDEMAN Jonathan	1998		U16	GLO						Gate 2

Technical Delegate



SSW Champéry Slalom
Men
Penalty calculation

Rank	Bib.	Code	Name	Year	Points	Best 5	Race points
------	------	------	------	------	--------	--------	-------------

Best 10 at finish

1	8	41217	DAVIES Andrew	1992	7.19	7.19	0.00
2	6	17284	SIEBER James	1996	10.17	10.17	2.55
3	10	4777	HATCHER David	1985	3.44	3.44	11.05
4	12	41182	HALES Thomas	1990	0.82	0.82	15.02
5	9	14586	GODDARD-JONES Brodie	1996	53.82	-	-
6	65	DAY06	JEAL Alex	1990	-	-	-
7	2	17479	POWELL Jonathan	1986	39.37	39.37	29.48
8	3	19163	HAWKINS Mark	1979	50.72	-	-
9	15	12802	CALVERT Peter	1988	56.51	-	-
10	7	13792	KNOWLES Michael	1995	56.73	-	-

Best 5 at start

4	12	41182	HALES Thomas	1990	0.82		
3	10	4777	HATCHER David	1985	3.44		
1	8	41217	DAVIES Andrew	1992	7.19		
DNF	14	17356	HORNSBY Harry	1991	9.72		
2	6	17284	SIEBER James	1996	10.17		

TOTAL

(B) List points of best 5 at start	31.34		
(A) List points of the best 5 to finish in top 10		60.99	
(C) Race points of corresponding competitors			58.10
Calculated penalty (A + B - C) = 34.23 / 10	3.42		
Correction value (Z)	0.00		
Category adder	0.00		
Applied penalty	(3.42)	10.00	

Technical Delegate