



Southampton Club National 2011 - Minis

Slalom

Official ranking



COMPETITION JURY

TECHNICAL DELEGATE
REFEREE
CHIEF OF RACE

David Manns
Karen Conde
Ken Rolfe

TECHNICAL DATA

COURSE
START
FINISH
DROP

1st RUN

COURSESETTER
FORERUNNERS

Nigel Greenfield
- A - Elizabeth THOMAS
- B - Sam FAIRBAIRN
- C - Luc FARMER
- D - Kristian HERON

2nd RUN

GATES
STARTING TIME

13
1020

WEATHER : Sunny

SNOW : N/A

TEMPERATURE S : 0° F : 0°

MEN PENALTY : 0.00 WOMEN PENALTY : 0.00

F = 610

| Rank | Bib. | Code | Year | Category | (Rank) | Name | Club | Run 1 | Run 2 | Run 3 | Time | Gap | Points |
|------|------|------|------|----------|--------|------|------|-------|-------|-------|------|-----|--------|
|------|------|------|------|----------|--------|------|------|-------|-------|-------|------|-----|--------|

Ladies

| | | | | | | | | | | | | | |
|---|-----|-------|------|-----|-----|-----------------|---------|-------|-------|-------|-------|------|--------|
| 1 | 138 | 18933 | 2001 | MIN | (1) | VALE Lauren | BRO | 13.41 | 13.10 | 13.37 | 26.47 | | 0.00 |
| 2 | 136 | 20601 | 2001 | MIN | (2) | BURNS Madeleine | TSN | 16.39 | 16.05 | 16.18 | 32.23 | 5.76 | 132.74 |
| 3 | 140 | 19770 | 2001 | MIN | (3) | COOPER Izabelle | HEM SAS | | 17.00 | 16.27 | 33.27 | 6.80 | 156.71 |
| 4 | 137 | 19031 | 2001 | MIN | (4) | ARTHUR April | SAS SAS | 17.12 | | 18.07 | 35.19 | 8.72 | 200.95 |
| 5 | 135 | 20132 | 2003 | MIN | (5) | BLACK Grace | SHK | 17.98 | 17.59 | 18.68 | 36.27 | 9.80 | 225.84 |

Disqualified - Run 1 (2)

| | | | | | | | | |
|-----|-------|------|-----|-----------------|---------|-------|-------|---------|
| 140 | 19770 | 2001 | MIN | COOPER Izabelle | HEM SAS | 17.00 | 16.27 | Gate 13 |
| 141 | DAYMO | 2004 | MIN | O'BRIEN Matilda | MSC | 17.67 | | Gate 7 |

Did Not Finish - Run 2 (1)

| | | | | | | | | |
|-----|-------|------|-----|--------------|---------|-------|-------|--|
| 137 | 19031 | 2001 | MIN | ARTHUR April | SAS SAS | 17.12 | 18.07 | |
|-----|-------|------|-----|--------------|---------|-------|-------|--|

Disqualified - Run 2 (1)

| | | | | | | | | |
|-----|-------|------|-----|--------------|-----|-------|--|--------|
| 139 | DAYHC | 2003 | MIN | CLARKE Holly | BRC | 25.97 | | Gate 7 |
|-----|-------|------|-----|--------------|-----|-------|--|--------|

Disqualified - Run 3 (2)

| | | | | | | | | |
|-----|-------|------|-----|-----------------|-----|-------|--|---------|
| 139 | DAYHC | 2003 | MIN | CLARKE Holly | BRC | 25.97 | | Gate 10 |
| 141 | DAYMO | 2004 | MIN | O'BRIEN Matilda | MSC | 17.67 | | Gate 7 |

Men

| | | | | | | | | | | | | | |
|----|-----|-------|------|-----|------|------------------|---------|-------|-------|-------|-------|--------|--------|
| 1 | 126 | 19051 | 2001 | MIN | (1) | WEEKS Oliver | MID | 12.94 | 12.37 | 12.46 | 24.83 | | 0.00 |
| 2 | 118 | 19196 | 2001 | MIN | (2) | CASE George | AVO BSA | 13.01 | 12.85 | 12.61 | 25.46 | 0.63 | 15.48 |
| 3 | 119 | 20262 | 2002 | MIN | (3) | CASE Toby | ASR | 12.99 | | 12.57 | 25.56 | 0.73 | 17.93 |
| 4 | 127 | 20143 | 2001 | MIN | (4) | BRIDGE Dominic | SA | 13.80 | 13.17 | 13.09 | 26.26 | 1.43 | 35.13 |
| 5 | 123 | 19855 | 2002 | MIN | (5) | BINGHAM Nicholas | BWP DHO | 14.20 | 13.61 | 13.47 | 27.08 | 2.25 | 55.28 |
| 6 | 121 | 20253 | 2002 | MIN | (6) | MATHEW Oliver | AVO | 14.00 | 13.82 | 13.77 | 27.59 | 2.76 | 67.81 |
| 7 | 125 | 18880 | 2001 | MIN | (7) | CASHMORE Edward | EXD BSA | 14.44 | 14.00 | 13.88 | 27.88 | 3.05 | 74.93 |
| 8 | 124 | 19737 | 2002 | MIN | (8) | O'BRIEN Seamus | MID | | 14.25 | 13.69 | 27.94 | 3.11 | 76.40 |
| 9 | 128 | 19829 | 2001 | MIN | (9) | HEMMING Ethan | MID | 14.62 | 14.20 | 28.82 | 3.99 | 98.02 | |
| 10 | 117 | 19585 | 2001 | MIN | (10) | BLACK Oliver | SHK | 14.78 | 14.55 | 14.52 | 29.07 | 4.24 | 104.16 |
| 11 | 116 | DAYCC | 2001 | MIN | (11) | CLARKE Callum | BRC | 15.46 | 14.50 | 29.96 | 5.13 | 126.03 | |

Southampton Club National 2011 - Minis

Slalom

Official ranking

| Rank | Bib. | Code | Year | Category (Rank) | Name | Club | Run 1 | Run 2 | Run 3 | Time | Gap | Points |
|------|------|-------|------|-----------------|--------------------------|------|-------|-------|-------|-------|------|--------|
| 12 | 115 | 41719 | 2002 | MIN (12) | BUTTERWORTH Thomas | SWN | 15.39 | 15.40 | 15.33 | 30.72 | 5.89 | 144.70 |
| 13 | 120 | 20583 | 2002 | MIN (13) | MCDONALD-PROCTOR William | CHT | 16.75 | | 16.75 | 33.50 | 8.67 | 213.00 |

Did Not Start - Run 1 (1)

| | | | | | | | | | | | | |
|-----|-------|------|-----|-----------------|-----|--|--|--|--|--|--|--|
| 122 | 20730 | 2001 | MIN | WAKEFIELD James | TEL | | | | | | | |
|-----|-------|------|-----|-----------------|-----|--|--|--|--|--|--|--|

Did Not Finish - Run 1 (1)

| | | | | | | | | | | | | |
|-----|-------|------|-----|---------------|-----|--|-------|-------|--|--|--|--|
| 116 | DAYCC | 2001 | MIN | CLARKE Callum | BRC | | 15.46 | 14.50 | | | | |
|-----|-------|------|-----|---------------|-----|--|-------|-------|--|--|--|--|

Disqualified - Run 1 (2)

| | | | | | | | | | | | | |
|-----|-------|------|-----|----------------|-----|--|-------|-------|--|--|---------|--|
| 124 | 19737 | 2002 | MIN | O'BRIEN Seamus | MID | | 14.25 | 13.69 | | | Gate 13 | |
| 128 | 19829 | 2001 | MIN | HEMMING Ethan | MID | | 14.62 | 14.20 | | | Gate 12 | |

Did Not Start - Run 2 (1)

| | | | | | | | | | | | | |
|-----|-------|------|-----|-----------------|-----|--|--|--|--|--|--|--|
| 122 | 20730 | 2001 | MIN | WAKEFIELD James | TEL | | | | | | | |
|-----|-------|------|-----|-----------------|-----|--|--|--|--|--|--|--|

Did Not Finish - Run 2 (1)

| | | | | | | | | | | | | |
|-----|-------|------|-----|--------------------------|-----|-------|--|-------|--|--|--|--|
| 120 | 20583 | 2002 | MIN | MCDONALD-PROCTOR William | CHT | 16.75 | | 16.75 | | | | |
|-----|-------|------|-----|--------------------------|-----|-------|--|-------|--|--|--|--|

Disqualified - Run 2 (1)

| | | | | | | | | | | | | |
|-----|-------|------|-----|-----------|-----|-------|--|-------|--|--|--------|--|
| 119 | 20262 | 2002 | MIN | CASE Toby | ASR | 12.99 | | 12.57 | | | Gate 4 | |
|-----|-------|------|-----|-----------|-----|-------|--|-------|--|--|--------|--|



Southampton Club National 2011 - Ladies

Slalom

Official ranking



COMPETITION JURY

TECHNICAL DELEGATE
REFEREE
CHIEF OF RACE

David Manns
Karen Conde
Ken Rolfe

TECHNICAL DATA

COURSE
START
FINISH
DROP

1st RUN

COURSESETTER
FORERUNNERS

Nigel Greenfield
- A - Elizabeth THOMAS
- B - Sam FAIRBAIRN
- C - Luc FARMER
- D - Kristian HERON

2nd RUN

GATES
STARTING TIME

13
1030

WEATHER : Sunny

SNOW : N/A

TEMPERATURE S : 0° F : 0°

APPLIED PENALTY : 18.46

F = 610

| Rank | Bib. | Code | Year | Category (Rank) | Name | Club | Run 1 | Run 2 | Run 3 | Time | Gap | Points |
|------|------|-------|------|-----------------|-------------------|---------|-------|-------|-------|-------|-------|--------|
| 1 | 87 | 18618 | 1996 | JN1 (1) | BOZIER Hannah | ASR ASR | 11.58 | 11.45 | 11.33 | 22.78 | | 0.00 |
| 2 | 89 | 17936 | 1996 | JN1 (2) | DAVIES Jenny | ASR | 12.03 | 11.82 | 11.80 | 23.62 | 0.84 | 22.49 |
| 3 | 94 | 19053 | 1993 | JN2 (1) | STAFFORD Emma | SOU SAS | 12.40 | 11.71 | 11.99 | 23.70 | 0.92 | 24.64 |
| 4 | 88 | 18660 | 1997 | CH2 (1) | HATHWAY Isabella | ASR | 12.05 | 12.11 | 11.79 | 23.84 | 1.06 | 28.38 |
| 5 | 83 | 19986 | 1997 | CH2 (2) | USHER Annie | ASR DRA | 12.10 | 11.94 | 11.95 | 23.89 | 1.11 | 29.72 |
| 6 | 84 | 19644 | 1996 | JN1 (3) | PRETTY Antonia | SOU SAS | 12.03 | | 12.22 | 24.25 | 1.47 | 39.36 |
| 7 | 81 | 17888 | 1996 | JN1 (4) | DELLER Lucy | MID | 12.59 | 12.34 | 12.11 | 24.45 | 1.67 | 44.72 |
| 8 | 82 | 19128 | 1995 | JN1 (5) | WILLIAMS Beth | FLK | 12.89 | 12.19 | 12.30 | 24.49 | 1.71 | 45.79 |
| 9 | 96 | 19211 | 1995 | JN1 (6) | THOMAS Kerry | TOQ | 12.93 | 12.45 | 12.36 | 24.81 | 2.03 | 54.36 |
| 10 | 85 | 18041 | 1996 | JN1 (7) | HOMMEL Klara | WYC SMK | 13.11 | 12.58 | 12.40 | 24.98 | 2.20 | 58.91 |
| 11 | 93 | 20600 | 1998 | CH2 (3) | WAKEFIELD Rebecca | TEL | 12.66 | 12.82 | 12.88 | 25.54 | 2.76 | 73.91 |
| 12 | 97 | 18560 | 1995 | JN1 (8) | JAMES Sophie | BRS BRS | | 13.07 | 12.79 | 25.86 | 3.08 | 82.48 |
| 13 | 86 | 19152 | 1999 | CH1 (1) | LEWINGTON Caitlin | BRO BSA | 13.68 | 13.17 | 12.96 | 26.13 | 3.35 | 89.71 |
| 14 | 91 | 17839 | 1994 | JN2 (2) | PHELPS Sophia | MID DRA | 13.26 | 13.16 | 13.10 | 26.26 | 3.48 | 93.19 |
| 15 | 99 | 19197 | 2000 | CH1 (2) | PENHALE Emma | SLP SLP | 13.90 | 13.46 | 13.40 | 26.86 | 4.08 | 109.25 |
| 16 | 103 | 20599 | 2000 | CH1 (3) | SHERING Nicole | TSN | 13.88 | 33.71 | 13.58 | 27.46 | 4.68 | 125.32 |
| 17 | 100 | 20307 | 1995 | JN1 (9) | MIDDLETON Amy | MID | | 14.73 | 13.89 | 28.62 | 5.84 | 156.38 |
| 18 | 98 | 19668 | 1992 | JN2 (3) | JONES Fiona | MID | | 14.89 | 14.75 | 29.64 | 6.86 | 183.70 |
| 19 | 102 | 19094 | 1997 | CH2 (4) | WHITTALL Martha | BRS BSA | | 30.26 | 15.14 | 45.40 | 22.62 | 605.72 |

Did Not Start - Run 1 (4)

| | | | | | |
|-----|-------|------|-----|---------------|-------|
| 90 | 14747 | 1996 | JN1 | OGDEN Sophie | SA SA |
| 92 | 18878 | 1991 | SEN | SLATER Ella | ASR |
| 101 | 19983 | 1998 | CH2 | CARE Chloe | MID |
| 105 | DAYET | 1996 | JN1 | THOMPSON Emma | SASA |

Did Not Finish - Run 1 (6)

| | | | | | | | |
|-----|-------|------|-----|-----------------|---------|-------|-------|
| 95 | 18934 | 1994 | JN2 | VALE Nicola | BRO | | |
| 97 | 18560 | 1995 | JN1 | JAMES Sophie | BRS BRS | 13.07 | 12.79 |
| 98 | 19668 | 1992 | JN2 | JONES Fiona | MID | 14.89 | 14.75 |
| 100 | 20307 | 1995 | JN1 | MIDDLETON Amy | MID | 14.73 | 13.89 |
| 102 | 19094 | 1997 | CH2 | WHITTALL Martha | BRS BSA | 30.26 | 15.14 |
| 104 | DAYIE | 2000 | CH1 | EVANS Issy | SASA | 17.23 | |

Did Not Start - Run 2 (4)

| | | | | | |
|-----|-------|------|-----|--------------|-------|
| 90 | 14747 | 1996 | JN1 | OGDEN Sophie | SA SA |
| 92 | 18878 | 1991 | SEN | SLATER Ella | ASR |
| 101 | 19983 | 1998 | CH2 | CARE Chloe | MID |

Southampton Club National 2011 - Ladies

Slalom

Official ranking

| Rank | Bib. | Code | Year | Category (Rank) | Name | Club | Run 1 | Run 2 | Run 3 | Time | Gap | Points |
|------|------|-------|------|-----------------|----------------------|------|-------|-------|-------|------|-----|--------|
| | 105 | DAYET | 1996 | JN1 | THOMPSON Emma | SASA | | | | | | |

Did Not Finish - Run 2 (2)

| | | | | | | | | | | | | |
|--|----|-------|------|-----|-----------------------|---------|-------|--|-------|--|--|--|
| | 84 | 19644 | 1996 | JN1 | PRETTY Antonia | SOU SAS | 12.03 | | 12.22 | | | |
| | 95 | 18934 | 1994 | JN2 | VALE Nicola | BRO | | | | | | |

Did Not Finish - Run 3 (2)

| | | | | | | | | | | | | |
|--|-----|-------|------|-----|-----------------------|------|-------|-------|-------|--|--|--|
| | 104 | DAYIE | 2000 | CH1 | EVANS Issy | SASA | | | 17.23 | | | |
| | 106 | DAYGW | 1999 | CH1 | WRIGHT Georgia | SASA | 14.35 | 13.88 | | | | |



Southampton Club National 2011 - Ladies

Slalom

Penalty calculation



| Rank | Bib. | Code | Name | Year | Points | Best 5 | Race points |
|------|------|------|------|------|--------|--------|-------------|
|------|------|------|------|------|--------|--------|-------------|

Best 10 at finish

| | | | | | | | |
|----|----|-------|------------------|------|-------|-------|-------|
| 1 | 87 | 18618 | BOZIER Hannah | 1996 | 11.20 | 11.20 | 0.00 |
| 2 | 89 | 17936 | DAVIES Jenny | 1996 | 50.28 | - | - |
| 3 | 94 | 19053 | STAFFORD Emma | 1993 | 40.05 | 40.05 | 24.64 |
| 4 | 88 | 18660 | HATHWAY Isabella | 1997 | 32.21 | 32.21 | 28.38 |
| 5 | 83 | 19986 | USHER Annie | 1997 | 51.55 | - | - |
| 6 | 84 | 19644 | PRETTY Antonia | 1996 | 41.09 | 41.09 | 39.36 |
| 7 | 81 | 17888 | DELLER Lucy | 1996 | 43.28 | - | - |
| 8 | 82 | 19128 | WILLIAMS Beth | 1995 | 36.85 | 36.85 | 45.79 |
| 9 | 96 | 19211 | THOMAS Kerry | 1995 | 98.50 | - | - |
| 10 | 85 | 18041 | HOMMEL Klara | 1996 | 55.36 | - | - |

Best 5 at start


| | | | | | |
|---|----|-------|------------------|------|-------|
| 1 | 87 | 18618 | BOZIER Hannah | 1996 | 11.20 |
| 4 | 88 | 18660 | HATHWAY Isabella | 1997 | 32.21 |
| 8 | 82 | 19128 | WILLIAMS Beth | 1995 | 36.85 |
| 3 | 94 | 19053 | STAFFORD Emma | 1993 | 40.05 |
| 6 | 84 | 19644 | PRETTY Antonia | 1996 | 41.09 |

TOTAL

| | | |
|---|--------|--------|
| (B) List points of best 5 at start | 161.40 | |
| (A) List points of the best 5 to finish in top 10 | | 161.40 |
| (C) Race points of corresponding competitors | | 138.17 |

| | |
|--|-------|
| Calculated penalty (A + B - C) = 184.63 / 10 | 18.46 |
| Correction value (Z) | 0.00 |
| Category adder | 0.00 |
| Applied penalty | 18.46 |

Technical Delegate





Southampton Club National 2011 - Men

Slalom

Official ranking



COMPETITION JURY

TECHNICAL DELEGATE
REFEREE
CHIEF OF RACE

David Manns
Karen Conde
Ken Rolfe

TECHNICAL DATA

COURSE
START
FINISH
DROP

1st RUN

COURSESETTER
FORERUNNERS

Nigel Greenfield
- A - Elizabeth THOMAS
- B - Sam FAIRBAIRN
- C - Luc FARMER
- D - Kristian HERON

2nd RUN

GATES
STARTING TIME

13
1030

WEATHER : Sunny


SNOW : N/A

TEMPERATURE S : 0° F : 0°

APPLIED PENALTY : 14.91

F = 610

| Rank | Bib. | Code | Year | Category | (Rank) | Name | Club | Run 1 | Run 2 | Run 3 | Time | Gap | Points |
|------|------|-------|------|----------|--------|--------------------------|-----------|-------|-------|-------|-------|------|--------|
| 1 | 63 | 4777 | 1985 | SEN | (1) | HATCHER David | WCS | 10.15 | | 10.52 | 20.67 | | 0.00 |
| 2 | 7 | 20594 | 1991 | SEN | (2) | HAMMOND Ross | | 10.59 | 10.45 | 10.25 | 20.70 | 0.03 | 0.89 |
| 3 | 1 | 17284 | 1996 | JN1 | (1) | SIEBER James | ASR AMB | 10.65 | 10.42 | 10.33 | 20.75 | 0.08 | 2.36 |
| 4 | 4 | 17479 | 1986 | SEN | (3) | POWELL Jonathan | PND | | 10.81 | 10.86 | 21.67 | 1.00 | 29.51 |
| 5 | 3 | 41578 | 1994 | JN2 | (1) | LEE Adam. | MID WCS | 11.02 | 11.01 | 10.85 | 21.86 | 1.19 | 35.12 |
| 6 | 2 | 19130 | 1992 | JN2 | (2) | WILLIAMS Jamie | FLK | | 11.05 | 11.00 | 22.05 | 1.38 | 40.73 |
| 7 | 18 | 18509 | 1994 | JN2 | (3) | MILLER Gareth | BRS SAS | 11.38 | 10.90 | 11.28 | 22.18 | 1.51 | 44.56 |
| 8 | 15 | 20209 | 1989 | SEN | (4) | NELSON Oliver | BRO | 11.06 | 11.19 | 11.16 | 22.22 | 1.55 | 45.74 |
| 9 | 10 | 14316 | 1994 | JN2 | (4) | GHISLANZONI Giacomo | SAS BSA | 11.15 | 11.25 | 11.14 | 22.29 | 1.62 | 47.81 |
| 10 | 6 | 18586 | 1994 | JN2 | (5) | THORLEY Alasdair | MID | 11.34 | 11.14 | 11.45 | 22.59 | 1.92 | 56.66 |
| 11 | 59 | 14951 | 1991 | SEN | (5) | KIESSLING Liam | SOU SOU | 12.01 | 11.18 | 11.54 | 22.72 | 2.05 | 60.50 |
| 12 | 60 | 20595 | 1994 | JN2 | (6) | HAMMOND Max | | 11.89 | 11.38 | 11.55 | 22.93 | 2.26 | 66.70 |
| 13 | 21 | 17932 | 1997 | CH2 | (1) | SOUTHALL Frazer | FLK | 11.92 | 11.57 | 11.43 | 23.00 | 2.33 | 68.76 |
| 14 | 17 | 19711 | 1998 | CH2 | (2) | PENNING-LAMBERT Joshua | HEM K | 11.41 | 11.48 | 11.86 | 23.27 | 2.60 | 76.73 |
| 15 | 16 | 41479 | 1992 | JN2 | (7) | TINKLER William | CAR DRA | | 11.55 | 11.75 | 23.30 | 2.63 | 77.61 |
| 16 | 24 | 19684 | 1992 | JN2 | (8) | DANNS Jack | SOU SAS | | 11.73 | 12.02 | 23.75 | 3.08 | 90.90 |
| 17 | 20 | 19723 | 1999 | CH1 | (1) | MATTHEWS Brandon | STS | 11.78 | 11.88 | 12.03 | 23.81 | 3.14 | 92.67 |
| 18 | 22 | 18659 | 1959 | MAS | (1) | NAYLER Graham | ASR ALD | 12.17 | 11.91 | 12.08 | 23.99 | 3.32 | 97.98 |
| 19 | 19 | 17840 | 1997 | CH2 | (3) | PHELPS Nicholas | MID DRA | 12.34 | 11.92 | 12.35 | 24.27 | 3.60 | 106.24 |
| 20 | 29 | 17043 | 1994 | JN2 | (9) | TOMLINSON Josef | SHK | 12.99 | 12.54 | 12.05 | 24.59 | 3.92 | 115.68 |
| 21 | 33 | 18674 | 1997 | CH2 | (4) | CHAPMAN Euan | ASR ASR | | 12.31 | 12.31 | 24.62 | 3.95 | 116.57 |
| 22 | 31 | 18022 | 1997 | CH2 | (5) | WILLIAMS Sam | SAS | 12.90 | 12.24 | 12.94 | 25.18 | 4.51 | 133.10 |
| 23 | 23 | 17931 | 1995 | JN1 | (2) | SOUTHALL Kieran | FLK | 12.58 | 12.79 | 12.61 | 25.19 | 4.52 | 133.39 |
| 24 | 37 | 19854 | 1999 | CH1 | (2) | BINGHAM Jonathan | BWP DHO | | 12.36 | 12.87 | 25.23 | 4.56 | 134.57 |
| 25 | 30 | 41650 | 1996 | JN1 | (3) | SELLWOOD Thomas | CAR | 12.73 | 12.78 | 12.57 | 25.30 | 4.63 | 136.64 |
| 26 | 35 | 14339 | 1965 | MAS | (2) | GHISLANZONI Fabrizio | SAS SOU | | 12.43 | 13.05 | 25.48 | 4.81 | 141.95 |
| 27 | 32 | 17935 | 1963 | MAS | (3) | DAVIES Brian | ASR | 12.88 | 12.66 | 12.92 | 25.58 | 4.91 | 144.90 |
| 28 | 50 | 20584 | 1998 | CH2 | (6) | MCDONALD-PROCTOR Richard | BWP | 13.21 | 12.68 | 13.13 | 25.81 | 5.14 | 151.69 |
| 29 | 27 | 13217 | 1968 | MAS | (4) | SHARP Anthony | HEM | 12.86 | | 12.96 | 25.82 | 5.15 | 151.98 |
| 30 | 38 | 20498 | 1997 | CH2 | (7) | ALLAN George | SOU SAS | | 12.81 | 13.23 | 26.04 | 5.37 | 158.48 |
| 31 | 40 | 20144 | 1999 | CH1 | (3) | BRIDGE Oliver | SA | 13.28 | 12.96 | 13.09 | 26.05 | 5.38 | 158.77 |
| 32 | 53 | 41721 | 1996 | JN1 | (4) | BUTTERWORTH Daniel | SWN | | 13.31 | 12.83 | 26.14 | 5.47 | 161.43 |
| 33 | 57 | DAYWC | 1996 | JN1 | (5) | COOK Will | EXETER SC | 13.09 | 13.26 | 13.23 | 26.32 | 5.65 | 166.74 |
| 34 | 41 | 19572 | 1999 | CH1 | (4) | DOHERTY Samuel | MID | | 13.22 | 13.55 | 26.77 | 6.10 | 180.02 |
| 35 | 36 | 19013 | 1999 | CH1 | (5) | HANLON George | STS WM | | 13.82 | 13.00 | 26.82 | 6.15 | 181.49 |
| 36 | 45 | 18998 | 1997 | CH2 | (8) | THORLEY Duncan | MID | 13.76 | 13.69 | 13.35 | 27.04 | 6.37 | 187.99 |
| 37 | 58 | 20455 | 2000 | CH1 | (6) | MCCALL Oscar | | | 14.23 | 13.44 | 27.67 | 7.00 | 206.58 |
| 38 | 54 | 20216 | 2000 | CH1 | (7) | CAWTHORNE Louis | TOQ | 21.72 | 14.49 | 14.29 | 28.78 | 8.11 | 239.34 |
| 39 | 61 | DAYHE | 2000 | CH1 | (8) | EVANS Harry | SASA | 15.01 | 14.92 | 15.04 | 29.96 | 9.29 | 274.16 |





Southampton Club National 2011 - Men
Slalom
Official ranking



| Rank | Bib. | Code | Year | Category (Rank) | Name | Club | Run 1 | Run 2 | Run 3 | Time | Gap | Points |
|------|------|------|------|-----------------|------|------|-------|-------|-------|------|-----|--------|
|------|------|------|------|-----------------|------|------|-------|-------|-------|------|-----|--------|

Did Not Start - Run 1 (5)

| | | | | | | | | | | | | |
|----|-------|------|-----|-----------------|---------|--|--|--|--|--|--|--|
| 5 | 19085 | 1994 | JN2 | READER William | ASR | | | | | | | |
| 28 | 18996 | 1995 | JN1 | WHITTALL Joseph | BRS BSA | | | | | | | |
| 39 | 2657 | 1966 | MAS | BANNISTER Simon | ALD | | | | | | | |
| 42 | 41662 | 1996 | JN1 | LEE Sam | MID | | | | | | | |
| 52 | 20673 | 1999 | CH1 | BANNISTER Adam | ASR | | | | | | | |

Did Not Finish - Run 1 (12)

| | | | | | | | | | | | | |
|----|-------|------|-----|--------------------|---------|--|-------|-------|--|--|--|--|
| 2 | 19130 | 1992 | JN2 | WILLIAMS Jamie | FLK | | 11.05 | 11.00 | | | | |
| 8 | 19083 | 1995 | JN1 | BROWN Jack | FLK | | | | | | | |
| 9 | 19611 | 1995 | JN1 | EVANS Christopher | ASR | | | | | | | |
| 11 | 19086 | 1996 | JN1 | READER Christopher | ASR | | 11.48 | | | | | |
| 12 | 19704 | 1986 | SEN | BEARDMORE Adam | MID MID | | | | | | | |
| 14 | 19129 | 1994 | JN2 | WILLIAMS Harry | FLK | | | | | | | |
| 24 | 19684 | 1992 | JN2 | DANNS Jack | SOU SAS | | 11.73 | 12.02 | | | | |
| 33 | 18674 | 1997 | CH2 | CHAPMAN Euan | ASR ASR | | 12.31 | 12.31 | | | | |
| 38 | 20498 | 1997 | CH2 | ALLAN George | SOU SAS | | 12.81 | 13.23 | | | | |
| 41 | 19572 | 1999 | CH1 | DOHERTY Samuel | MID | | 13.22 | 13.55 | | | | |
| 46 | 20544 | 1997 | CH2 | HINCHLIFFE Jack | | | | | | | | |
| 58 | 20455 | 2000 | CH1 | MCCALL Oscar | | | 14.23 | 13.44 | | | | |

Disqualified - Run 1 (13)

| | | | | | | | | | | | | |
|----|-------|------|-----|----------------------|---------|--|-------|-------|--|--|---------|--|
| 4 | 17479 | 1986 | SEN | POWELL Jonathan | PND | | 10.81 | 10.86 | | | Gate 8 | |
| 16 | 41479 | 1992 | JN2 | TINKLER William | CAR DRA | | 11.55 | 11.75 | | | Gate 9 | |
| 26 | 20663 | 1996 | JN1 | HUNT Liam | GLO | | 17.92 | | | | Gate 3 | |
| 34 | 9379 | 1958 | MAS | PROUDLOVE Andrew | BRO WYC | | 13.59 | | | | Gate 12 | |
| 35 | 14339 | 1965 | MAS | GHISLANZONI Fabrizio | SAS SOU | | 12.43 | 13.05 | | | Gate 10 | |
| 36 | 19013 | 1999 | CH1 | HANLON George | STS WM | | 13.82 | 13.00 | | | Gate 11 | |
| 37 | 19854 | 1999 | CH1 | BINGHAM Jonathan | BWP DHO | | 12.36 | 12.87 | | | Gate 4 | |
| 43 | 19084 | 1998 | CH2 | BROWN Thomas | FLK | | 13.41 | | | | Gate 6 | |
| 44 | 18378 | 2000 | CH1 | SOUTHALL Merrick | FLK | | | | | | Gate 10 | |
| 51 | 17701 | 1999 | CH1 | GASH Morgan | SAS DHO | | 13.85 | | | | Gate 10 | |
| 53 | 41721 | 1996 | JN1 | BUTTERWORTH Daniel | SWN | | 13.31 | 12.83 | | | Gate 9 | |
| 55 | 20215 | 1999 | CH1 | CAWTHORNE Harry | TOQ | | 50.51 | | | | Gate 6 | |
| 62 | 20761 | 2000 | CH1 | LEE Dexter | HEM SPR | | | | | | Gate 11 | |

Did Not Start - Run 2 (5)

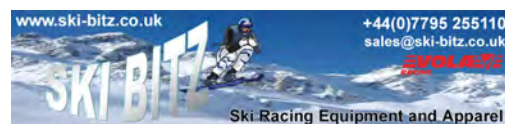
| | | | | | | | | | | | | |
|----|-------|------|-----|-----------------|---------|--|--|--|--|--|--|--|
| 5 | 19085 | 1994 | JN2 | READER William | ASR | | | | | | | |
| 28 | 18996 | 1995 | JN1 | WHITTALL Joseph | BRS BSA | | | | | | | |
| 39 | 2657 | 1966 | MAS | BANNISTER Simon | ALD | | | | | | | |
| 42 | 41662 | 1996 | JN1 | LEE Sam | MID | | | | | | | |
| 52 | 20673 | 1999 | CH1 | BANNISTER Adam | ASR | | | | | | | |

Did Not Finish - Run 2 (8)

| | | | | | | | | | | | | |
|----|-------|------|-----|-----------------------|---------|-------|--|-------|--|--|--|--|
| 9 | 19611 | 1995 | JN1 | EVANS Christopher | ASR | | | | | | | |
| 12 | 19704 | 1986 | SEN | BEARDMORE Adam | MID MID | | | | | | | |
| 13 | 41092 | 1992 | JN2 | DAVIES Colin | CAR DRA | 11.07 | | | | | | |
| 14 | 19129 | 1994 | JN2 | WILLIAMS Harry | FLK | | | | | | | |
| 27 | 13217 | 1968 | MAS | SHARP Anthony | HEM | 12.86 | | 12.96 | | | | |
| 46 | 20544 | 1997 | CH2 | HINCHLIFFE Jack | | | | | | | | |
| 56 | 20159 | 1958 | MAS | WHITTALL (John)Trevor | BRS BRS | 17.15 | | | | | | |
| 63 | 4777 | 1985 | SEN | HATCHER David | WCS | 10.15 | | 10.52 | | | | |

Disqualified - Run 2 (4)

| | | | | | | | | | | | | |
|---|-------|------|-----|------------|-----|--|--|--|--|--|---------|--|
| 8 | 19083 | 1995 | JN1 | BROWN Jack | FLK | | | | | | Gate 10 | |
|---|-------|------|-----|------------|-----|--|--|--|--|--|---------|--|





Southampton Club National 2011 - Men
Slalom
Official ranking



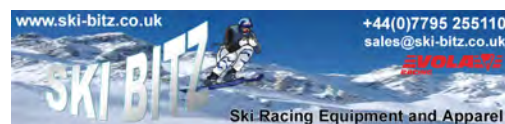
| Rank | Bib. | Code | Year | Category (Rank) | Name | Club | Run 1 | Run 2 | Run 3 | Time | Gap | Points |
|------|------|-------|------|-----------------|-------------------------|---------|-------|-------|-------|------|---------|--------|
| | 44 | 18378 | 2000 | CH1 | SOUTHALL Merrick | FLK | | | | | Gate 10 | |
| | 48 | 18778 | 1957 | MAS | MORRISON Michael | SOU SAS | 12.86 | | | | Gate 12 | |
| | 62 | 20761 | 2000 | CH1 | LEE Dexter | HEM SPR | | | | | Gate 12 | |

Did Not Finish - Run 3 (7)

| | | | | | | | | | | | | |
|--|----|-------|------|-----|---------------------------------|---------|-------|-------|-------|--|--|--|
| | 13 | 41092 | 1992 | JN2 | DAVIES Colin | CAR DRA | 11.07 | | | | | |
| | 25 | 19710 | 1996 | JN1 | PENNING- LAMBERT Matthew | HEM K | 12.06 | 11.91 | | | | |
| | 26 | 20663 | 1996 | JN1 | HUNT Liam | GLO | | | 17.92 | | | |
| | 47 | 14261 | 1949 | MAS | CALVERT John | ASR ALD | 15.31 | 14.94 | | | | |
| | 49 | 18879 | 1998 | CH2 | CASHMORE William | EXD BSA | 14.64 | 13.86 | | | | |
| | 55 | 20215 | 1999 | CH1 | CAWTHORNE Harry | TOQ | | | 50.51 | | | |
| | 56 | 20159 | 1958 | MAS | WHITTALL (John)Trevor | BRS BRS | 17.15 | | | | | |

Disqualified - Run 3 (5)

| | | | | | | | | | | | | |
|--|----|-------|------|-----|---------------------------|---------|-------|-------|-------|--|---------|--|
| | 11 | 19086 | 1996 | JN1 | READER Christopher | ASR | | 11.48 | | | Gate 5 | |
| | 34 | 9379 | 1958 | MAS | PROUDLOVE Andrew | BRO WYC | | 13.59 | | | Gate 11 | |
| | 43 | 19084 | 1998 | CH2 | BROWN Thomas | FLK | | | 13.41 | | Gate 8 | |
| | 48 | 18778 | 1957 | MAS | MORRISON Michael | SOU SAS | 12.86 | | | | Gate 4 | |
| | 51 | 17701 | 1999 | CH1 | GASH Morgan | SAS DHO | | | 13.85 | | Gate 10 | |





Southampton Club National 2011 - Men

Slalom

Penalty calculation



| Rank | Bib. | Code | Name | Year | Points | Best 5 | Race points |
|------|------|------|------|------|--------|--------|-------------|
|------|------|------|------|------|--------|--------|-------------|

Best 10 at finish

| | | | | | | | |
|----|----|-------|---------------------|------|-------|-------|-------|
| 1 | 63 | 4777 | HATCHER David | 1985 | 6.73 | 6.73 | 0.00 |
| 2 | 7 | 20594 | HAMMOND Ross | 1991 | 15.47 | 15.47 | 0.89 |
| 3 | 1 | 17284 | SIEBER James | 1996 | 12.25 | 12.25 | 2.36 |
| 4 | 4 | 17479 | POWELL Jonathan | 1986 | 43.59 | 43.59 | 29.51 |
| 5 | 3 | 41578 | LEE Adam. | 1994 | 60.46 | - | - |
| 6 | 2 | 19130 | WILLIAMS Jamie | 1992 | 56.25 | - | - |
| 7 | 18 | 18509 | MILLER Gareth | 1994 | 88.69 | - | - |
| 8 | 15 | 20209 | NELSON Oliver | 1989 | 59.91 | - | - |
| 9 | 10 | 14316 | GHISLANZONI Giacomo | 1994 | 45.75 | 45.75 | 47.81 |
| 10 | 6 | 18586 | THORLEY Alasdair | 1994 | 69.19 | - | - |

Best 5 at start

| | | | | | | | |
|-----|----|-------|----------------|------|-------|--|--|
| 1 | 63 | 4777 | HATCHER David | 1985 | 6.73 | | |
| 3 | 1 | 17284 | SIEBER James | 1996 | 12.25 | | |
| 2 | 7 | 20594 | HAMMOND Ross | 1991 | 15.47 | | |
| DNF | 12 | 19704 | BEARDMORE Adam | 1986 | 32.00 | | |
| DNF | 13 | 41092 | DAVIES Colin | 1992 | 39.40 | | |

TOTAL

| | | | |
|---|--------|--------|-------|
| (B) List points of best 5 at start | 105.85 | | |
| (A) List points of the best 5 to finish in top 10 | | 123.79 | |
| (C) Race points of corresponding competitors | | | 80.57 |

| | |
|--|-------|
| Calculated penalty (A + B - C) = 149.07 / 10 | 14.91 |
| Correction value (Z) | 0.00 |
| Category adder | 0.00 |
| Applied penalty | 14.91 |

Technical Delegate

