



**SKI BARTLETT TELFORD SKI CLUB**  
**2009 CLUB NATIONAL**  
**Slalom - Minis - Combined**  
**Official ranking**

**COMPETITION JURY**

TECHNICAL DELEGATE	ROBERTS Ian	(SSE)
REFEREE	JENKINS Lloyd	(NOR)
ASSISTANT REFEREE	--	
CHIEF OF RACE	ARCHBOLD Tony	(TEL)

**TECHNICAL DATA**

COURSE	ChillFactore
START	
FINISH	
DROP	
LENGTH	190 m

**1st RUN**

COURSESETTER	TEE Colin	(PED)
FORERUNNERS	- A - RYDING Joanna	(PED)
	- B - FLAHIVE Gerard	(HEM)
	- C - BROWN Ellen	(TEL)
GATES	15	
STARTING TIME	09.15	

**2nd RUN**

	BREESE Richard	(TEL)
- A -	RYDING Joanna	(PED)
- B -	FLAHIVE Gerard	(HEM)
- C -	BROWN Ellen	(TEL)
	14	
	12.22	

TEMPERATURE S : -2° F : 0°

Rank	Bib.	Code	Name	Year	Category	Club	Run 1	Run 2	Time	Gap
------	------	------	------	------	----------	------	-------	-------	------	-----

**Girls**

1	104	18649	RILEY Megan	2000	Girls	XSC	16.03	15.24	31.27	
2	103	18600	TAYLOR Emma.	1999	Girls	TEL TEL	17.49	17.03	34.52	3.25
3	102	19275	GREAVES Rebecca	1999	Girls	CHL CHL	18.69	17.87	36.56	5.29
4	105	DAY1	HOW Beatrice	2000	Girls	TEL TEL	21.79	20.74	42.53	11.26
5	106	19219	IVES Ruby	2000	Girls	NOR BSA	24.73	22.33	47.06	15.79

**DNS - Run 1 (1)**

101	DAY2	WILLIAMS Emma	1999	Girls	BEA
-----	------	---------------	------	-------	-----


**DNS - Run 2 (1)**

101	DAY2	WILLIAMS Emma	1999	Girls	BEA
-----	------	---------------	------	-------	-----

**Boys**

1	130	19208	BERGLINDARSON Kristofer	2000	Boys	CHL CHL	14.25	13.86	28.11	
2	127	18256	DAVIES Finlay	1999	Boys	XSC SC	14.88	14.26	29.14	1.03
3	138	17963	BREESE Nathan	1999	Boys	TEL TEL	15.50	14.35	29.85	1.74
4	137	19019	MCGREGOR-OGDEN Cameron	2000	Boys	STS CHL	15.73	14.99	30.72	2.61
5	133	30923	VINTER Owen	2001	Boys	GSR	15.74	15.24	30.98	2.87

The Blakemore Foundation



**RENEWABLE**  
ENERGY SERVICES



skisunholidays

Stitches  
Of Bridgnorth  
LIMITED

**SKI BARTLETT TELFORD SKI CLUB****2009 CLUB NATIONAL****Slalom - Minis - Combined****Official ranking**

Rank	Bib.	Code	Name	Year	Category	Club	Run 1	Run 2	Time	Gap
6	121	19290	GALE Rhodri	1999	Boys	CHL	16.57	15.63	32.20	4.09
7	134	19125	HEGINBOTHAM Matthew	2000	Boys	CHL	17.34	15.89	33.23	5.12
8	132	19276	EMERY Jacob	2001	Boys	LIO	17.20	16.66	33.86	5.75
9	123	19055	LUCAS William	2000	Boys	TEL TEL	17.88	16.73	34.61	6.50
10	129	19418	MARSH Joshua	2001	Boys	GLO	18.12	16.51	34.63	6.52
11	122	DAY4	KERFOOT-ROBSON Solomon	2000	Boys		18.28	17.00	35.28	7.17
12	124	DAY6	WLLLIAMS Scott	1999	Boys		17.79	17.84	35.63	7.52
13	139	17701	GASH Morgan	1999	Boys	SAS XSC	19.86	17.77	37.63	9.52
14	136	19225	MACHEJ Ethan	2001	Boys	STS	20.50	17.70	38.20	10.09
15	131	DAY3	CONSTANTINE Joseph	2000	Boys		19.90	18.45	38.35	10.24
16	141	19379	GUY Edward	2001	Boys	TEL MID	19.60	19.14	38.74	10.63
17	140	19387	FOPPOLI Matteo	2001	Boys	GLO	22.20	17.69	39.89	11.78
18	142	DAY5	O'BRIEN Seamus	2002	Boys		20.80	19.20	40.00	11.89
19	135	19081	AINSWORTH Joshua	1999	Boys	TEL	20.46	20.56	41.02	12.91
20	125	19388	FOPPOLI Giacomo	2001	Boys	GLO	20.96	27.12	48.08	19.97

**DSQ - Run 2 (2)**

126	19050	PLEVNALIS Marcus	2001	Boys	MID	17.54				Gate 7
128	19377	MAYNE Sheldon	2000	Boys	XSC	18.18				Gate 7

Technical Delegate



# SKI BARTLETT TELFORD SKI CLUB

## 2009 CLUB NATIONAL

### Slalom - Females - Combined

#### Official Ranking

#### COMPETITION JURY

TECHNICAL DELEGATE	ROBERTS Ian	(SSE)
REFEREE	JENKINS Lloyd	(NOR)
ASSISTANT REFEREE	--	
CHIEF OF RACE	ARCHBOLD Tony	(TEL)

#### TECHNICAL DATA

COURSE	ChillFactore
START	
FINISH	
DROP	
LENGTH	190 m

#### 1st RUN

COURSESETTER	TEE Colin	(PED)
FORERUNNERS	- A - RYDING Joanna	(PED)
	- B - FLAHIVE Gerard	(HEM)
	- C - BROWN Ellen	(TEL)
GATES	15	
STARTING TIME	9.25	


#### 2nd RUN

	BREESE Richard	(TEL)
- A -	RYDING Joanna	(PED)
- B -	FLAHIVE Gerard	(HEM)
- C -	BROWN Ellen	(TEL)
	14	
	12.34	

TEMPERATURE S : -2° F : 0°

Rank	Bib.	Code	Name	Year	Cate	(Rank)	Club	Run 1	Run 2	Time	Gap
1	15	30420	POLLEY Danielle	1991	JN2	(1)	MUC BSA	13.31	12.42	25.73	
2	8	12598	CLIFFORD Abby	1990	JN2	(2)	TEL TEL	13.45	12.59	26.04	0.31
3	27	17098	MAYER Charlotte	1995	CH2	(1)	SSP	13.45	13.00	26.45	0.72
4	6	41622	JENKINS Nia	1995	CH2	(2)	NOR BSA	13.58	13.00	26.58	0.85
5	19	18349	POWELL Caroline	1994	JN1	(1)	BWP K	13.56	13.06	26.62	0.89
6	7	14383	PARKER Hannah	1989	SEN	(1)	SHK LIO	13.62	13.09	26.71	0.98
7	16	18454	WIDDUP Bethany	1995	CH2	(3)	PND DRA	13.67	13.06	26.73	1.00
8	12	17747	GOULD Charlotte	1992	JN2	(3)	TEL TEL	13.67	13.16	26.83	1.10
9	9	14382	PARKER Olivia	1993	JN1	(2)	SHK LIO	13.86	13.24	27.10	1.37
10	5	30698	BAIN Louise	1994	JN1	(3)	SSC MSC	13.94	13.55	27.49	1.76
11	58	17560	ANDERSON Jessica	1998	CH1	(1)	XSC BSA	14.31	13.47	27.78	2.05
12	26	30500	GARDINER Carla	1989	SEN	(2)	ESC	14.37	13.59	27.96	2.23
13	1	41274	HALES Alice	1992	JN2	(4)	CAR DRA	14.73	13.63	28.36	2.63
14	24	11261	GASH Monica	1988	SEN	(3)	SAS DHO	14.58	13.81	28.39	2.66
15	37	18889	BELL Victoria	1994	JN1	(4)	XSC DHO	14.82	13.71	28.53	2.80
16	36	18890	BELL Florence	1996	CH2	(4)	XSC DHO	14.61	14.00	28.61	2.88
17	39	17690	KIRK Rachael	1994	JN1	(5)		14.67	13.97	28.64	2.91
18	3	41216	DAVIES Stephanie	1995	CH2	(5)	CAR DRA	14.82	13.94	28.76	3.03
19	51	17472	NOBLE Kay-Louise	1993	JN1	(6)	LIO	15.04	13.75	28.79	3.06
20	42	17752	SOMAN Bethany	1997	CH1	(2)	XSC	14.82	14.14	28.96	3.23
21	18	14381	PARKER Heidi	1991	JN2	(5)	SHK LIO	14.82	14.17	28.99	3.26
22	17	14661	BULLOCK Alexandra	1995	CH2	(6)	TEL TEL	14.54	14.49	29.03	3.30
23	25	17689	GREENBANK Kelly	1996	CH2	(7)	TEL	15.01	14.27	29.28	3.55

The Blakemore Foundation



RENEWABLE ENERGY SERVICES



skisunholidays

Stitches of Bridgnorth LIMITED

## SKI BARTLETT TELFORD SKI CLUB

## 2009 CLUB NATIONAL

## Slalom - Females - Combined

## Official Ranking

Rank	Bib.	Code	Name	Year	Category	Rank	Club	Run 1	Run 2	Time	Gap
24	13	41007	GODDARD Emily	1987	SEN	(4)	GLO DRA	14.87	14.42	29.29	3.56
25	53	41623	JENKINS Megan	1998	CH1	(3)	NOR BSA	15.48	14.12	29.60	3.87
26	45	17692	KIRK Isabel	1997	CH1	(4)		15.39	14.44	29.83	4.10
27	22	17007	YARDLEY Imogen	1993	JN1	(7)	SHK DRA	15.81	14.20	30.01	4.28
28	34	18080	LAMB Katie	1993	JN1	(8)	SHK LIO	15.28	14.77	30.05	4.32
29	35	18460	GARDNER-STOCKLEY Georgina	1993	JN1	(9)	SSP SSP	15.47	14.81	30.28	4.55
30	21	11183	MEARNS Lesley	1986	SEN	(5)	RAV RAV	15.34	14.95	30.29	4.56
31	20	17787	SHRIMPSON Charlotte	1994	JN1	(10)	TEL TEL	15.46	14.91	30.37	4.64
32	40	10660	WALSH Carrie	1963	MAS	(1)	ALD SC	15.83	14.88	30.71	4.98
33	29	18013	WILCOCKSON Melanie	1991	JN2	(6)	SHK LIO	15.76	14.97	30.73	5.00
34	60	19493	KIEMLE-GABBAY Laura	1992	JN2	(7)	CHL	15.75	15.00	30.75	5.02
35	63	18887	MACHEJ Brianna	1997	CH1	(5)	STS	16.17	14.72	30.89	5.16
36	41	14352	LYTH Rebecca	1992	JN2	(8)	PND K	15.74	15.32	31.06	5.33
37	23	19053	STAFFORD Emma	1993	JN1	(11)	SOU SAS	15.96	15.15	31.11	5.38
38	28	13795	ELLIOTT Lauren	1991	JN2	(9)	PND SSP	15.48	15.71	31.19	5.46
39	33	17972	GOULD Georgina	1994	JN1	(12)	TEL TEL	15.85	15.38	31.23	5.50
40	55	41555	EATON Freya	1998	CH1	(6)	MID XSC	16.39	15.12	31.51	5.78
41	32	18348	WATSON Vivien	1980	SEN	(6)	PND	16.33	15.25	31.58	5.85
42	62	19126	HEGINBOTHAM Erika	1998	CH1	(7)	CHL	16.39	15.56	31.95	6.22
43	56	18913	LEE Francesca	1998	CH1	(8)	KND RAV	16.86	15.39	32.25	6.52
44	30	17721	HALLETT Georgia	1996	CH2	(8)	CAR DRA	16.40	16.00	32.40	6.67
45	61	19494	KIEMLE-GABBAY Julia	1994	JN1	(13)	CHL	16.60	15.82	32.42	6.69
46	47	18756	ELLIS Rhiannon	1991	JN2	(10)	XSC	17.16	15.70	32.86	7.13
47	46	19002	PETERS Emma	1997	CH1	(9)	RAV	16.67	16.40	33.07	7.34
48	67	30964	FERRIER Rachael	1996	CH2	(9)	GSR	17.33	15.77	33.10	7.37
49	50	13638	CAMPBELL-WOODWARD Sarah	1954	MAS	(2)	SSP SSP	17.07	16.44	33.51	7.78
50	44	18740	MARTIN-HARRINGTON Beatrice	1997	CH1	(10)	GLO BSA	17.79	16.31	34.10	8.37
51	65	18014	BENCH Helena	1998	CH1	(11)	XSC XSC	18.00	16.23	34.23	8.50
52	43	19082	AINSWORTH Claire	1997	CH1	(12)	TEL	17.55	16.79	34.34	8.61
53	49	30910	WILLIAMS Julie	1996	CH2	(10)	BSC	17.57	16.88	34.45	8.72
54	59	DAY7	KERFOOT-ROBSON Seren	1998	CH1	(13)		18.49	16.54	35.03	9.30
55	52	18603	HUGHES Judith	1961	MAS	(3)	SSP SSP	18.26	17.62	35.88	10.15
56	48	17499	BRADLEY Martha	1997	CH1	(14)	RAV RAV	19.13	18.11	37.24	11.51
57	64	18606	BULLOCK Emily	1998	CH1	(15)	TEL TEL	19.87	18.25	38.12	12.39

## DNF - Run 1 (4)

2	18593	BRYON Frances	1993	JN1		SOU BSA		13.99			
4	14559	LINLEY Natassja	1993	JN1		GLO DRA					
14	41488	DAVIES Charlotte	1991	JN2		GLO DRA			12.67		
38	19155	EDEN Katie	1996	CH2		TOQ BSA			14.36		

## DSQ - Run 1 (2)

31	41452	WILLIAMS Sarah	1994	JN1		CAR DRA			16.37		Gate 10
57	19586	BUTCHER Jazmine	1997	CH1		NOR BSA					Gate 10

## DNF - Run 2 (2)

4	14559	LINLEY Natassja	1993	JN1		GLO DRA					
10	18103	BROWN Claire	1993	JN1		TEL		14.29			

## DSQ - Run 2 (4)

11	17439	GREASBY Alexandra	1994	JN1		HEM BSA		15.06			Gate 8
----	-------	-------------------	------	-----	--	---------	--	-------	--	--	--------

**SKI BARTLETT TELFORD SKI CLUB****2009 CLUB NATIONAL****Slalom - Females - Combined****Official Ranking**

Rank	Bib.	Code	Name	Year	Cate	(Rank)	Club	Run 1	Run 2	Time	Gap
	54	41681	WEBSTER Imogen	1992	JN2		CHL	17.04			Gate 7
	57	19586	BUTCHER Jazmine	1997	CH1		NOR BSA				Gate 7
	66	30988	ANDERSON Keri	1996	CH2		GSR	18.32			Gate 7

**Technical Delegate**



# SKI BARTLETT TELFORD SKI CLUB

## 2009 CLUB NATIONAL

### Slalom - Females - Run 1

#### Official ranking

#### COMPETITION JURY

TECHNICAL DELEGATE	ROBERTS Ian	(SSE)
REFEREE	JENKINS Lloyd	(NOR)
ASSISTANT REFEREE	--	
CHIEF OF RACE	ARCHBOLD Tony	(TEL)

#### TECHNICAL DATA

COURSE	ChillFactore
START	
FINISH	
DROP	
LENGTH	190 m

COURSESETTER	TEE Colin	(PED)
FORERUNNERS	- A - RYDING Joanna	(PED)
	- C - FLAHIVE Gerard	(HEM)
	- E - BROWN Ellen	(TEL)

GATES	15
STARTING TIME	9.25


TEMPERATURE S : -2° F : 0°

APPLIED PENALTY : 15.91

F = 600

Rank	Bib.	Code	Name	Year	Cate	Rank	Club	Time	Gap	Points	Perf
1	15	30420	POLLEY Danielle	1991	JN2	(1)	MUC BSA	13.31		0.00	- 19.06
2	27	17098	MAYER Charlotte	1995	CH2	(1)	SSP	13.45	0.14	6.31	- 66.19
2	8	12598	CLIFFORD Abby	1990	JN2	(2)	TEL TEL	13.45	0.14	6.31	+ 17.61
4	19	18349	POWELL Caroline	1994	JN1	(1)	BWP K	13.56	0.25	11.27	- 34.81
5	6	41622	JENKINS Nia	1995	CH2	(2)	NOR BSA	13.58	0.27	12.17	- 17.30
6	7	14383	PARKER Hannah	1989	SEN	(1)	SHK LIO	13.62	0.31	13.97	- 2.79
7	16	18454	WIDDUP Bethany	1995	CH2	(3)	PND DRA	13.67	0.36	16.23	- 20.94
7	12	17747	GOULD Charlotte	1992	JN2	(3)	TEL TEL	13.67	0.36	16.23	- 2.27
9	9	14382	PARKER Olivia	1993	JN1	(2)	SHK LIO	13.86	0.55	24.79	- 3.13
10	5	30698	BAIN Louise	1994	JN1	(3)	SSC MSC	13.94	0.63	28.40	- 3.87
11	10	18103	BROWN Claire	1993	JN1	(4)	TEL	14.29	0.98	44.18	+ 20.44
12	58	17560	ANDERSON Jessica	1998	CH1	(1)	XSC BSA	14.31	1.00	45.08	-
13	26	30500	GARDINER Carla	1989	SEN	(2)	ESC	14.37	1.06	47.78	- 22.71
14	17	14661	BULLOCK Alexandra	1995	CH2	(4)	TEL TEL	14.54	1.23	55.45	+ 18.18
15	24	11261	GASH Monica	1988	SEN	(3)	SAS DHO	14.58	1.27	57.25	- 8.17
16	36	18890	BELL Florence	1996	CH2	(5)	XSC DHO	14.61	1.30	58.60	- 36.53
17	39	17690	KIRK Rachael	1994	JN1	(5)		14.67	1.36	61.31	- 56.47
18	1	41274	HALES Alice	1992	JN2	(4)	CAR DRA	14.73	1.42	64.01	+ 75.51
19	42	17752	SOMAN Bethany	1997	CH1	(2)	XSC	14.82	1.51	68.07	- 63.06
19	37	18889	BELL Victoria	1994	JN1	(6)	XSC DHO	14.82	1.51	68.07	- 30.98
19	18	14381	PARKER Heidi	1991	JN2	(5)	SHK LIO	14.82	1.51	68.07	+ 26.16
19	3	41216	DAVIES Stephanie	1995	CH2	(6)	CAR DRA	14.82	1.51	68.07	+ 37.15
23	13	41007	GODDARD Emily	1987	SEN	(4)	GLO DRA	14.87	1.56	70.32	+ 58.06
24	25	17689	GREENBANK Kelly	1996	CH2	(7)	TEL	15.01	1.70	76.63	+ 7.83
25	51	17472	NOBLE Kay-Louise	1993	JN1	(7)	LIO	15.04	1.73	77.99	- 195.17

The Blakemore Foundation



RENEWABLE ENERGY SERVICES



skisunholidays

Stitches of Bridgnorth LIMITED

## SKI BARTLETT TELFORD SKI CLUB

## 2009 CLUB NATIONAL

## Slalom - Females - Run 1

## Official ranking

Rank	Bib.	Code	Name	Year	Cate	Rank	Club	Time	Gap	Points	Perf
26	11	17439	GREASBY Alexandra	1994	JN1	(8)	HEM BSA	15.06	1.75	78.89	+ 48.63
27	34	18080	LAMB Katie	1993	JN1	(9)	SHK LIO	15.28	1.97	88.81	+ 3.56
28	21	11183	MEARNS Lesley	1986	SEN	(5)	RAV RAV	15.34	2.03	91.51	+ 30.99
29	45	17692	KIRK Isabel	1997	CH1	(3)		15.39	2.08	93.76	- 51.33
30	20	17787	SHRIMPSON Charlotte	1994	JN1	(10)	TEL TEL	15.46	2.15	96.92	+ 45.61
31	35	18460	GARDNER-STOCKLEY Georgina	1993	JN1	(11)	SSP SSP	15.47	2.16	97.37	+ 4.07
32	53	41623	JENKINS Megan	1998	CH1	(4)	NOR BSA	15.48	2.17	97.82	-
32	28	13795	ELLIOTT Lauren	1991	JN2	(6)	PND SSP	15.48	2.17	97.82	+ 23.86
34	41	14352	LYTH Rebecca	1992	JN2	(7)	PND K	15.74	2.43	109.54	- 20.75
35	60	19493	KIEMLE-GABBAY Laura	1992	JN2	(8)	CHL	15.75	2.44	109.99	-
36	29	18013	WILCOCKSON Melanie	1991	JN2	(9)	SHK LIO	15.76	2.45	110.44	+ 34.44
37	22	17007	YARDLEY Imogen	1993	JN1	(12)	SHK DRA	15.81	2.50	112.70	+ 51.36
38	40	10660	WALSH Carrie	1963	MAS	(1)	ALD SC	15.83	2.52	113.60	- 15.72
39	33	17972	GOULD Georgina	1994	JN1	(13)	TEL TEL	15.85	2.54	114.50	+ 31.60
40	23	19053	STAFFORD Emma	1993	JN1	(14)	SOU SAS	15.96	2.65	119.46	+ 56.59
41	63	18887	MACHEJ Brianna	1997	CH1	(5)	STS	16.17	2.86	128.93	-
42	32	18348	WATSON Vivien	1980	SEN	(6)	PND	16.33	3.02	136.14	+ 56.74
43	62	19126	HEGINBOTHAM Erika	1998	CH1	(6)	CHL	16.39	3.08	138.84	-
43	55	41555	EATON Freya	1998	CH1	(6)	MID XSC	16.39	3.08	138.84	-
45	30	17721	HALLETT Georgia	1996	CH2	(8)	CAR DRA	16.40	3.09	139.29	+ 62.11
46	61	19494	KIEMLE-GABBAY Julia	1994	JN1	(15)	CHL	16.60	3.29	148.31	-
47	46	19002	PETERS Emma	1997	CH1	(8)	RAV	16.67	3.36	151.47	- 2.11
48	56	18913	LEE Francesca	1998	CH1	(9)	KND RAV	16.86	3.55	160.03	-
49	54	41681	WEBSTER Imogen	1992	JN2	(10)	CHL	17.04	3.73	168.14	-
50	50	13638	CAMPBELL-WOODWARD Sarah	1954	MAS	(2)	SSP SSP	17.07	3.76	169.50	- 63.08
51	47	18756	ELLIS Rhiannon	1991	JN2	(11)	XSC	17.16	3.85	173.55	+ 5.27
52	67	30964	FERRIER Rachael	1996	CH2	(9)	GSR	17.33	4.02	181.22	-
53	43	19082	AINSWORTH Claire	1997	CH1	(10)	TEL	17.55	4.24	191.13	+ 59.76
54	49	30910	WILLIAMS Julie	1996	CH2	(10)	BSC	17.57	4.26	192.04	- 33.59
55	44	18740	MARTIN-HARRINGTON Beatrice	1997	CH1	(11)	GLO BSA	17.79	4.48	201.95	+ 66.11
56	65	18014	BENCH Helena	1998	CH1	(12)	XSC XSC	18.00	4.69	211.42	-
57	52	18603	HUGHES Judith	1961	MAS	(3)	SSP SSP	18.26	4.95	223.14	- 88.53
58	66	30988	ANDERSON Keri	1996	CH2	(11)	GSR	18.32	5.01	225.85	-
59	59	DAY7	KERFOOT-ROBSON Seren	1998	CH1	(13)		18.49	5.18	233.51	-
60	48	17499	BRADLEY Martha	1997	CH1	(14)	RAV RAV	19.13	5.82	262.36	+ 41.46
61	64	18606	BULLOCK Emily	1998	CH1	(15)	TEL TEL	19.87	6.56	295.72	-

## DNF (4)

2	18593	BRYON Frances	1993	JN1		SOU BSA
4	14559	LINLEY Natassja	1993	JN1		GLO DRA
14	41488	DAVIES Charlotte	1991	JN2		GLO DRA
38	19155	EDEN Katie	1996	CH2		TOQ BSA

## DSQ (2)

31	41452	WILLIAMS Sarah	1994	JN1		CAR DRA	Gate 10
57	19586	BUTCHER Jazmine	1997	CH1		NOR BSA	Gate 10

## Technical Delegate



**SKI BARTLETT TELFORD SKI CLUB**  
**2009 CLUB NATIONAL**  
**Slalom - Females - Run 1**  
**Penalty calculation**

Rank	Bib.	Code	Name	Year	Points	Best 5	Race points
<b>Best 10 at finish</b>							
1	15	30420	POLLEY Danielle	1991	34.97	34.97	0.00
2	27	17098	MAYER Charlotte	1995	88.41	-	-
2	8	12598	CLIFFORD Abby	1990	4.61	4.61	6.31
4	19	18349	POWELL Caroline	1994	61.99	-	-
5	6	41622	JENKINS Nia	1995	45.38	-	-
6	7	14383	PARKER Hannah	1989	32.67	32.67	13.97
7	16	18454	WIDDUP Bethany	1995	53.08	-	-
7	12	17747	GOULD Charlotte	1992	34.41	34.41	16.23
9	9	14382	PARKER Olivia	1993	43.83	43.83	24.79
10	5	30698	BAIN Louise	1994	48.18	-	-

**Best 5 at start**


DNF	14	41488	DAVIES Charlotte	1991	0.00		
18	1	41274	HALES Alice	1992	4.41		
2	8	12598	CLIFFORD Abby	1990	4.61		
23	13	41007	GODDARD Emily	1987	28.17		
6	7	14383	PARKER Hannah	1989	32.67		

**TOTAL**

(B) List points of best 5 at start	<b>69.86</b>	
(A) List points of the best 5 to finish in top 10		<b>150.49</b>
(C) Race points of corresponding competitors		<b>61.30</b>
Calculated penalty (A + B - C) = 159.05 / 10	15.91	
Correction value (Z)	0.00	
Category adder	0.00	
Applied penalty	<b>15.91</b>	

Technical Delegate

The Blakemore Foundation



skisunholidays

Stitches  
Of Bridgnorth  
LIMITED





# SKI BARTLETT TELFORD SKI CLUB

## 2009 CLUB NATIONAL

### Slalom - Females -Run 2

#### Official ranking

#### COMPETITION JURY

TECHNICAL DELEGATE	ROBERTS Ian	(SSE)
REFEREE	JENKINS Lloyd	(NOR)
ASSISTANT REFEREE	--	
CHIEF OF RACE	ARCHBOLD Tony	(TEL)

#### TECHNICAL DATA

COURSE	ChillFactore
START	
FINISH	
DROP	
LENGTH	190 m

COURSESETTER	BREESE Richard	(TEL)
FORERUNNERS	- A - RYDING Joanna	(PED)
	- C - FLAHIVE Gerard	(HEM)
	- E - BROWN Ellen	(TEL)

GATES	14
STARTING TIME	9.25


TEMPERATURE S : -2° F : 0°

APPLIED PENALTY : 10.00

F = 600

Rank	Bib.	Code	Name	Year	Categ	(Rank)	Club	Run 2	Time	Gap	Points	Perf
1	15	30420	POLLEY Danielle	1991	JN2	(1)	MUC BSA	12.42	12.42	0.00	- 24.97	
2	8	12598	CLIFFORD Abby	1990	JN2	(2)	TEL TEL	12.59	12.59	0.17	8.21	+ 13.60
3	14	41488	DAVIES Charlotte	1991	JN2	(3)	GLO DRA	12.67	12.67	0.25	12.08	+ 22.08
4	27	17098	MAYER Charlotte	1995	CH2	(1)	SSP	13.00	13.00	0.58	28.02	- 50.39
4	6	41622	JENKINS Nia	1995	CH2	(1)	NOR BSA	13.00	13.00	0.58	28.02	- 7.36
6	19	18349	POWELL Caroline	1994	JN1	(1)	BWP K	13.06	13.06	0.64	30.92	- 21.07
6	16	18454	WIDDUP Bethany	1995	CH2	(3)	PND DRA	13.06	13.06	0.64	30.92	- 12.16
8	7	14383	PARKER Hannah	1989	SEN	(1)	SHK LIO	13.09	13.09	0.67	32.37	+ 9.70
9	12	17747	GOULD Charlotte	1992	JN2	(4)	TEL TEL	13.16	13.16	0.74	35.75	+ 11.34
10	9	14382	PARKER Olivia	1993	JN1	(2)	SHK LIO	13.24	13.24	0.82	39.61	+ 5.78
11	58	17560	ANDERSON Jessica	1998	CH1	(1)	XSC BSA	13.47	13.47	1.05	50.72	-
12	5	30698	BAIN Louise	1994	JN1	(3)	SSC MSC	13.55	13.55	1.13	54.59	+ 16.41
13	26	30500	GARDINER Carla	1989	SEN	(2)	ESC	13.59	13.59	1.17	56.52	- 19.88
14	1	41274	HALES Alice	1992	JN2	(5)	CAR DRA	13.63	13.63	1.21	58.45	+ 64.04
15	37	18889	BELL Victoria	1994	JN1	(4)	XSC DHO	13.71	13.71	1.29	62.32	- 42.64
16	51	17472	NOBLE Kay-Louise	1993	JN1	(5)	LIO	13.75	13.75	1.33	64.25	- 214.82
17	24	11261	GASH Monica	1988	SEN	(3)	SAS DHO	13.81	13.81	1.39	67.15	- 4.18
18	3	41216	DAVIES Stephanie	1995	CH2	(4)	CAR DRA	13.94	13.94	1.52	73.43	+ 36.60
19	39	17690	KIRK Rachael	1994	JN1	(6)		13.97	13.97	1.55	74.88	- 48.81
20	2	18593	BRYON Frances	1993	JN1	(7)	SOU BSA	13.99	13.99	1.57	75.85	+ 42.33
21	36	18890	BELL Florence	1996	CH2	(5)	XSC DHO	14.00	14.00	1.58	76.33	- 24.71
22	53	41623	JENKINS Megan	1998	CH1	(2)	NOR BSA	14.12	14.12	1.70	82.13	-
23	42	17752	SOMAN Bethany	1997	CH1	(3)	XSC	14.14	14.14	1.72	83.09	- 53.95
24	18	14381	PARKER Heidi	1991	JN2	(6)	SHK LIO	14.17	14.17	1.75	84.54	+ 36.72
25	22	17007	YARDLEY Imogen	1993	JN1	(8)	SHK DRA	14.20	14.20	1.78	85.99	+ 18.74

The Blakemore Foundation



RENEWABLE ENERGY SERVICES



skisunholidays

Stitches of Bridgnorth LIMITED

## SKI BARTLETT TELFORD SKI CLUB

## 2009 CLUB NATIONAL

## Slalom - Females -Run 2

## Official ranking

Rank	Bib.	Code	Name	Year	Categ	(Rank)	Club	Run 2	Time	Gap	Points	Perf
26	25	17689	GREENBANK Kelly	1996	CH2	(6)	TEL	14.27	14.27	1.85	89.37	+ 14.66
27	38	19155	EDEN Katie	1996	CH2	(7)	TOQ BSA	14.36	14.36	1.94	93.72	- 22.40
28	13	41007	GODDARD Emily	1987	SEN	(4)	GLO DRA	14.42	14.42	2.00	96.62	+ 78.45
29	45	17692	KIRK Isabel	1997	CH1	(4)		14.44	14.44	2.02	97.58	- 53.42
30	17	14661	BULLOCK Alexandra	1995	CH2	(8)	TEL TEL	14.49	14.49	2.07	100.00	+ 56.82
31	63	18887	MACHEJ Brianna	1997	CH1	(5)	STS	14.72	14.72	2.30	111.11	-
32	34	18080	LAMB Katie	1993	JN1	(9)	SHK LIO	14.77	14.77	2.35	113.53	+ 22.37
33	35	18460	GARDNER-STOCKLEY Georgina	1993	JN1	(10)	SSP SSP	14.81	14.81	2.39	115.46	+ 16.25
34	40	10660	WALSH Carrie	1963	MAS	(1)	ALD SC	14.88	14.88	2.46	118.84	- 16.39
35	20	17787	SHRIMPION Charlotte	1994	JN1	(11)	TEL TEL	14.91	14.91	2.49	120.29	+ 63.07
36	21	11183	MEARNS Lesley	1986	SEN	(5)	RAV RAV	14.95	14.95	2.53	122.22	+ 55.79
37	29	18013	WILCOCKSON Melanie	1991	JN2	(7)	SHK LIO	14.97	14.97	2.55	123.19	+ 41.28
38	60	19493	KIEMLE-GABBAY Laura	1992	JN2	(8)	CHL	15.00	15.00	2.58	124.64	-
39	55	41555	EATON Freya	1998	CH1	(6)	MID XSC	15.12	15.12	2.70	130.43	-
40	23	19053	STAFFORD Emma	1993	JN1	(12)	SOU SAS	15.15	15.15	2.73	131.88	+ 63.10
41	32	18348	WATSON Vivien	1980	SEN	(6)	PND	15.25	15.25	2.83	136.71	+ 51.40
42	41	14352	LYTH Rebecca	1992	JN2	(9)	PND K	15.32	15.32	2.90	140.10	+ 3.90
43	33	17972	GOULD Georgina	1994	JN1	(13)	TEL TEL	15.38	15.38	2.96	143.00	+ 54.19
44	56	18913	LEE Francesca	1998	CH1	(7)	KND RAV	15.39	15.39	2.97	143.48	-
45	62	19126	HEGINBOTHAM Erika	1998	CH1	(8)	CHL	15.56	15.56	3.14	151.69	-
46	47	18756	ELLIS Rhiannon	1991	JN2	(10)	XSC	15.70	15.70	3.28	158.45	- 15.74
47	28	13795	ELLIOTT Lauren	1991	JN2	(11)	PND SSP	15.71	15.71	3.29	158.94	+ 79.07
48	67	30964	FERRIER Rachael	1996	CH2	(9)	GSR	15.77	15.77	3.35	161.84	-
49	61	19494	KIEMLE-GABBAY Julia	1994	JN1	(14)	CHL	15.82	15.82	3.40	164.25	-
50	30	17721	HALLETT Georgia	1996	CH2	(10)	CAR DRA	16.00	16.00	3.58	172.95	+ 89.86
51	65	18014	BENCH Helena	1998	CH1	(9)	XSC XSC	16.23	16.23	3.81	184.06	-
52	44	18740	MARTIN-HARRINGTON Beatrice	1997	CH1	(10)	GLO BSA	16.31	16.31	3.89	187.92	+ 46.17
53	31	41452	WILLIAMS Sarah	1994	JN1	(15)	CAR DRA	16.37	16.37	3.95	190.82	+ 107.03
54	46	19002	PETERS Emma	1997	CH1	(11)	RAV	16.40	16.40	3.98	192.27	+ 32.78
55	50	13638	CAMPBELL-WOODWARD Sarah	1954	MAS	(2)	SSP SSP	16.44	16.44	4.02	194.20	- 44.29
56	59	DAY7	KERFOOT-ROBSON Seren	1998	CH1	(12)		16.54	16.54	4.12	199.03	-
57	43	19082	AINSWORTH Claire	1997	CH1	(13)	TEL	16.79	16.79	4.37	211.11	+ 73.83
58	49	30910	WILLIAMS Julie	1996	CH2	(11)	BSC	16.88	16.88	4.46	215.46	- 16.08
59	52	18603	HUGHES Judith	1961	MAS	(3)	SSP SSP	17.62	17.62	5.20	251.21	- 66.37
60	48	17499	BRADLEY Martha	1997	CH1	(14)	RAV RAV	18.11	18.11	5.69	274.88	+ 48.07
61	64	18606	BULLOCK Emily	1998	CH1	(15)	TEL TEL	18.25	18.25	5.83	281.64	-

## DNF - Run 2 (2)

4	14559	LINLEY Natassja	1993	JN1	GLO DRA
10	18103	BROWN Claire	1993	JN1	TEL

## DSQ - Run 2 (4)

11	17439	GREASBY Alexandra	1994	JN1	HEM BSA	
54	41681	WEBSTER Imogen	1992	JN2	CHL	
57	19586	BUTCHER Jazmine	1997	CH1	NOR BSA	Gate 10
66	30988	ANDERSON Keri	1996	CH2	GSR	

Technical Delegate



# SKI BARTLETT TELFORD SKI CLUB

## 2009 CLUB NATIONAL

### Slalom - Females -Run 2

#### Penalty calculation

Rank	Bib.	Code	Name	Year	Points	Best 5	Race points
<b>Best 10 at finish</b>							
1	15	30420	POLLEY Danielle	1991	34.97	34.97	0.00
2	8	12598	CLIFFORD Abby	1990	4.61	4.61	8.21
3	14	41488	DAVIES Charlotte	1991	0.00	0.00	12.08
4	27	17098	MAYER Charlotte	1995	88.41	-	-
4	6	41622	JENKINS Nia	1995	45.38	-	-
6	19	18349	POWELL Caroline	1994	61.99	-	-
6	16	18454	WIDDUP Bethany	1995	53.08	-	-
8	7	14383	PARKER Hannah	1989	32.67	32.67	32.37
9	12	17747	GOULD Charlotte	1992	34.41	34.41	35.75
10	9	14382	PARKER Olivia	1993	43.83	-	-

#### Best 5 at start


3	14	41488	DAVIES Charlotte	1991	0.00
14	1	41274	HALES Alice	1992	4.41
2	8	12598	CLIFFORD Abby	1990	4.61
28	13	41007	GODDARD Emily	1987	28.17
8	7	14383	PARKER Hannah	1989	32.67

#### TOTAL

(B) List points of best 5 at start	69.86
(A) List points of the best 5 to finish in top 10	106.66
(C) Race points of corresponding competitors	88.41
Calculated penalty (A + B - C) = 88.11 / 10	8.81
Correction value (Z)	0.00
Category adder	0.00
Applied penalty	( 10.00

Technical Delegate

The Blakemore Foundation



RENEWABLE ENERGY SERVICES



skisunholidays

Stitches Of Bridgnorth LIMITED



# SKI BARTLETT TELFORD SKI CLUB

## 2009 CLUB NATIONAL

### Slalom - Males - Combined

#### Official Ranking

#### COMPETITION JURY

TECHNICAL DELEGATE	ROBERTS Ian	(SSE)
REFEREE	JENKINS Lloyd	(NOR)
ASSISTANT REFEREE	--	
CHIEF OF RACE	ARCHBOLD Tony	(TEL)

#### TECHNICAL DATA

COURSE	ChillFactore
START	
FINISH	
DROP	
LENGTH	190 m

#### 1st RUN

COURSESETTER	TEE Colin	(PED)
FORERUNNERS	- A - RYDING Joanna	(PED)
	- B - FLAHIVE Gerard	(HEM)
	- C - BROWN Ellen	(TEL)
GATES	15	
STARTING TIME		


#### 2nd RUN

	BREESE Richard	(TEL)
- A -	RYDING Joanna	(PED)
- B -	FLAHIVE Gerard	(HEM)
- C -	BROWN Ellen	(TEL)
GATES	14	

TEMPERATURE S : -2° F : 0°

Rank	Bib.	Code	Name	Year	Cate	(Rank)	Club	Run 1	Run 2	Time	Gap
1	5	30121	HENDERSON Callum	1989	SEN	(1)	SSC ASC	11.52	12.09	23.61	
2	1	12879	ROOSE Andrew	1990	JN2	(1)	PND CHL	11.49	12.39	23.88	0.27
3	34	18016	BEHNKE Marek	1992	JN2	(2)	XSC AMB	11.63	12.74	24.37	0.76
4	17	13647	THOMPSON Matthew	1993	JN1	(1)	XSC SC	11.88	12.54	24.42	0.81
5	3	14185	EVANS Daniel	1993	JN1	(2)	RAV LIO	11.84	12.65	24.49	0.88
6	9	17438	MOLLOY Michael	1992	JN2	(3)	NOR	12.28	12.36	24.64	1.03
7	14	12989	RICHES Stuart	1989	SEN	(2)	NOR	11.99	12.89	24.88	1.27
8	8	30555	MCWHIRTER Scott	1992	JN2	(4)	GSS SSC	12.01	13.02	25.03	1.42
9	24	41171	BREAM Jamie	1992	JN2	(5)	PND DRA	12.07	13.03	25.10	1.49
10	6	41217	DAVIES Andrew	1992	JN2	(6)	CAR DRA	12.25	12.86	25.11	1.50
11	11	41276	WILLIAMS Ian	1992	JN2	(7)	CAR DRA	12.22	12.93	25.15	1.54
12	16	14391	BREESE Ashley	1996	CH2	(1)	TEL TEL	12.31	13.09	25.40	1.79
13	12	17500	HUTCHINGS Adam	1991	JN2	(8)	PND DRA	12.32	13.09	25.41	1.80
14	18	14260	FAIRBAIRN Samual	1994	JN1	(3)	SOU BSA	12.33	13.35	25.68	2.07
15	27	14637	MCLAUGHLIN Thomas	1994	JN1	(4)	STS	12.49	13.28	25.77	2.16
16	15	41273	HALES Robert	1960	MAS	(1)	CAR DRA	12.62	13.22	25.84	2.23
17	45	30388	HENDERSON Paul	1995	CH2	(2)	ASC SSC	12.61	13.26	25.87	2.26
18	25	18051	CAMPBELL Lawrie	1992	JN2	(9)	STS SSP	12.42	13.58	26.00	2.39
18	23	14316	GHISLANZONI Giacomo	1994	JN1	(5)	SAS XSC	12.64	13.36	26.00	2.39
20	31	18811	FURIO Marco	1994	JN1	(6)	TEL	12.63	13.55	26.18	2.57

The Blakemore Foundation



RENEWABLE ENERGY SERVICES



skisunholidays

Stitches of Bridgnorth LIMITED

## SKI BARTLETT TELFORD SKI CLUB

## 2009 CLUB NATIONAL

## Slalom - Males - Combined

## Official Ranking

Rank	Bib.	Code	Name	Year	Cate	(Rank)	Club	Run 1	Run 2	Time	Gap
21	91	19640	BEELAERT-RUBIN Eliya	1994	JN1	(7)	CHL	12.86	13.55	26.41	2.80
22	22	14350	POTH Daniel	1996	CH2	(3)	HEM SLP	12.80	13.86	26.66	3.05
23	44	41547	LEWIS Paul	1961	MAS	(2)	GLO DRA	12.86	13.89	26.75	3.14
24	117	19157	CARRISON Daniel	1993	JN1	(8)	CHL	13.16	13.80	26.96	3.35
24	10	41092	DAVIES Colin	1992	JN2	(10)	CAR DRA	13.16	13.80	26.96	3.35
26	40	17564	SEYMOUR Luke	1996	CH2	(4)	SAS K	13.10	14.00	27.10	3.49
27	46	14586	GODDARD-JONES Brodie	1996	CH2	(5)	SLP SLP	13.44	13.67	27.11	3.50
28	49	18247	ALLEN Samuel	1994	JN1	(9)	BSA MID	13.05	14.10	27.15	3.54
29	26	14575	POTH Robert	1997	CH1	(1)	HEM SLP	13.01	14.28	27.29	3.68
30	48	18572	DREW Nathaniel	1993	JN1	(10)	STS WEA	13.06	14.26	27.32	3.71
30	29	41504	LEWIS Barney	1995	CH2	(6)	GLO DRA	13.19	14.13	27.32	3.71
32	66	18458	LOMAX Christopher	1993	JN1	(11)	PND DRA	13.31	14.10	27.41	3.80
33	94	19378	MEESON Bradley	1991	JN2	(11)		13.55	13.91	27.46	3.85
34	35	18636	HOLT-ROGERS Matthew	1994	JN1	(12)	PND	13.15	14.42	27.57	3.96
35	65	8067	MCGREGOR-OGDEN Carl	1961	MAS	(3)	STS CHL	13.46	14.13	27.59	3.98
36	41	14856	GRANT Thomas	1996	CH2	(7)	HEM	13.15	14.48	27.63	4.02
37	19	13891	LEESON Richard	1994	JN1	(13)	PND	13.63	14.01	27.64	4.03
38	38	14347	GIBB James	1995	CH2	(8)	CHT K	13.31	14.36	27.67	4.06
39	89	19188	SMITH Daniel	1994	JN1	(14)	CHL	13.56	14.27	27.83	4.22
40	28	17513	FELLOWS Jordan	1997	CH1	(2)	TEL TEL	13.57	14.30	27.87	4.26
41	87	17078	HELLIWELL Steven	1994	JN1	(15)	LIO LIO	13.68	14.24	27.92	4.31
42	30	18347	DAVIS George	1995	CH2	(9)	GLO BSA	13.71	14.22	27.93	4.32
43	20	18512	WITTS Kaigan	1994	JN1	(16)	PND PND	13.57	14.40	27.97	4.36
44	69	19005	NORRIS Kieran	1995	CH2	(10)	VIK BSA	13.55	14.56	28.11	4.50
45	98	8747	SWINDELLS Robert	1965	MAS	(4)	LIO LIO	13.77	14.39	28.16	4.55
46	57	17375	CROSS Robert	1993	JN1	(17)	SSP SSP	13.34	14.88	28.22	4.61
47	60	18622	ABBOTT Alexander	1989	SEN	(3)	NOR	13.85	14.44	28.29	4.68
48	93	19261	FENTON FOWLER Edmund	1995	CH2	(11)	XSC	13.48	14.84	28.32	4.71
49	42	18322	HUMFRESS Joseph	1993	JN1	(18)	TEL TEL	13.54	14.86	28.40	4.79
50	55	30832	DICKSON Graham	1996	CH2	(12)	GSR	13.92	14.57	28.49	4.88
51	81	18010	RIDDELL Luke	1996	CH2	(13)	XSC XSC	13.90	14.69	28.59	4.98
52	51	18807	MROZ Dominik	1993	JN1	(19)	BWP DHO	13.83	14.83	28.66	5.05
53	99	18912	SMITH Benjamin	1997	CH1	(3)	SPR XSC	14.10	15.06	29.16	5.55
54	47	18109	ROBERTS Daniel	1992	JN2	(12)	SLP SLP	14.14	15.03	29.17	5.56
55	37	18571	CONDE Jamie	1992	JN2	(13)	MID TEL	14.33	15.12	29.45	5.84
56	67	18916	FARR Oliver	1995	CH2	(14)	SHK	14.20	15.29	29.49	5.88
57	95	30831	VINTER Zak	1998	CH1	(4)	GSR	14.41	15.12	29.53	5.92
58	74	18995	BARROW Zach	1997	CH1	(5)	PND PND	14.11	15.49	29.60	5.99
58	53	17877	MCCLAVE Steven	1992	JN2	(14)	OVL	14.25	15.35	29.60	5.99
60	59	18596	WILSON Edward	1992	JN2	(15)	PND PND	14.23	15.40	29.63	6.02
61	43	14344	PORTER Tobias	1993	JN1	(20)	FLK DHO	14.72	14.95	29.67	6.06
62	61	14208	STREETON Joshua	1995	CH2	(15)	STS WEA	14.28	15.45	29.73	6.12
63	64	30862	ROFE Sean	1995	CH2	(16)	MUC	14.43	15.41	29.84	6.23
64	72	18467	WHITE Alex	1997	CH1	(6)	HEM K	14.56	15.54	30.10	6.49
65	83	18704	BEGG Callum	1997	CH1	(7)		14.77	15.35	30.12	6.51
66	79	19147	O'MARA Adam	1995	CH2	(17)	RAV	14.69	15.81	30.50	6.89
67	104	18463	PLEVNALIS Dominic	1998	CH1	(8)	MID	15.02	15.74	30.76	7.15
68	78	18945	WHITTLES Stephen	1962	MAS	(5)	PND PND	15.21	15.59	30.80	7.19
69	92	18346	DAVIS Matthew	1998	CH1	(9)	GLO DRA	15.16	15.71	30.87	7.26
70	54	19003	IVES Angus	1997	CH1	(10)	NOR BSA	15.22	16.06	31.28	7.67
71	82	30915	CONNAL Fraser	1997	CH1	(11)	GSR	15.38	16.24	31.62	8.01
72	114	19491	LUGGER Matthew	1996	CH2	(18)	TOQ	15.43	16.42	31.85	8.24
73	86	14816	NOBLE Tarran	1994	JN1	(21)	TEL TEL	15.64	16.46	32.10	8.49

## SKI BARTLETT TELFORD SKI CLUB

## 2009 CLUB NATIONAL

## Slalom - Males - Combined

## Official Ranking

Rank	Bib.	Code	Name	Year	Cate	(Rank)	Club	Run 1	Run 2	Time	Gap
74	73	18022	WILLIAMS Sam	1997	CH1	(12)	SAS XSC	16.17	16.56	32.73	9.12
75	85	18049	GREENFIELD Nigel	1962	MAS	(6)	SAS XSC	15.88	16.89	32.77	9.16
76	106	DAY8	KERFOOT-ROBSON Dylan	1996	CH2	(19)		15.54	17.29	32.83	9.22
77	75	17128	SEYMOUR Colin	1963	MAS	(7)	SAS SAS	16.28	16.93	33.21	9.60
78	70	19192	FIRMINGER Jack	1995	CH2	(20)	GLO	16.69	16.77	33.46	9.85
79	103	19335	MROZ Jaroslaw	1964	MAS	(8)	BWP DHO	16.50	17.06	33.56	9.95
80	96	19639	BARTON Daniel	1998	CH1	(13)	XSC	16.13	17.72	33.85	10.24
81	111	18599	TAYLOR Daniel	1998	CH1	(14)	TEL TEL	16.28	17.69	33.97	10.36
82	101	30965	FERRIER Kieran	1997	CH1	(15)	GSR	16.25	18.04	34.29	10.68
83	112	19673	MOLLIEUX Alexandre	1973	MAS	(9)	CHL	20.23	14.56	34.79	11.18
84	116	19420	WITTS Callum	1998	CH1	(16)	PND	16.74	18.11	34.85	11.24
85	102	19444	CASWELL David	1994	JN1	(22)	GLO	17.13	17.78	34.91	11.30
86	108	19492	BENNETT Anthony	1994	JN1	(23)	TEL	16.60	18.53	35.13	11.52
87	100	19419	WRIGHT Alexander	1994	JN1	(24)	GLO	16.97	18.35	35.32	11.71
88	113	18015	BEHNKE Jan	1998	CH1	(17)	XSC XSC	16.58	18.90	35.48	11.87
89	68	41597	POWELL Ethan	1997	CH1	(18)	GLO	17.75	18.98	36.73	13.12
90	105	19565	BOWERS Dieter	1996	CH2	(21)	TEL TEL	17.74	19.52	37.26	13.65
91	33	30753	MACBRAYNE John	1993	JN1	(25)	GSS BSC	23.30	14.21	37.51	13.90
92	88	19671	GASH Peter	1956	MAS	(10)	SAS SAS	18.94	18.78	37.72	14.11
93	109	19667	WHELDON Stephen	1998	CH1	(19)	RAV RAV	20.07	22.04	42.11	18.50
94	110	19346	WILKINS Simon	1992	JN2	(16)	TEL TEL	16.88	25.38	42.26	18.65

## DNS - Run 1 (2)

36	17519	STOKES Oliver	1997	CH1		GLO AMB					
52	14286	DOUGHTY Angus	1995	CH2		BRO DHO					

## DNF - Run 1 (6)

7	13389	LEESON Andrew	1989	SEN		PND					
32	17319	YATES Christopher	1996	CH2		TEL TEL			14.21		
39	5370	HJORT Andrew	1965	MAS		RAV RAV					
50	30684	MILLICAN Ross	1996	CH2		AMB SSC			13.76		
62	17002	GREENFIELD Hobie	1995	CH2		SAS BSA			14.32		
107	19317	MADDEN Alex	1998	CH1		NOR			17.96		

## DSQ - Run 1 (5)

63	17468	GIBB Jim	1961	MAS		CHT K			16.45		Gate 13
71	18457	LOMAX Martin	1953	MAS		PND			16.39		Gate 8
77	19135	NORRIS John	1961	MAS		VIK			15.54		Gate 11
90	19090	COOK Matthew	1998	CH1		RAV			17.61		Gate 10
97	19415	BLOXHAM Harry	1991	JN2		CHL			14.68		Gate 10

## DNS - Run 2 (3)

7	13389	LEESON Andrew	1989	SEN		PND					
36	17519	STOKES Oliver	1997	CH1		GLO AMB					
52	14286	DOUGHTY Angus	1995	CH2		BRO DHO					

## DNF - Run 2 (10)

2	14277	PORTER Benjamin	1992	JN2		FLK DHO			12.41		
4	12856	KNOCK James	1990	JN2		SHK BGR			11.68		
13	41182	HALES Thomas	1990	JN2		CAR DRA			12.70		
21	17351	DANNATT Tim	1994	JN1		GLO DRA			13.00		

**SKI BARTLETT TELFORD SKI CLUB****2009 CLUB NATIONAL****Slalom - Males - Combined****Official Ranking**

Rank	Bib.	Code	Name	Year	Cate	(Rank)	Club	Run 1	Run 2	Time	Gap
	39	5370	HJORT Andrew	1965	MAS		RAV RAV				
	58	14339	GHISLANZONI Fabrizio	1965	MAS		SAS XSC	14.56			
	76	18464	MCGEORGE Oliver	1996	CH2		PND	14.95			
	80	19156	EDEN Samuel	1994	JN1		TOQ BSA	15.19			
	84	19074	AMOS John	1959	MAS		SAS XSC	15.22			
	115	18778	MORRISON Michael	1957	MAS		SOU XSC	16.65			

**DSQ - Run 2 (1)**

	56	17862	EVANS Joshua	1994	JN1		STS	14.73			Gate 10
--	----	-------	--------------	------	-----	--	-----	-------	--	--	---------

**Technical Delegate**



# SKI BARTLETT TELFORD SKI CLUB

## 2009 CLUB NATIONAL

### Slalom - Males - Run 1

#### Official Ranking

#### COMPETITION JURY

TECHNICAL DELEGATE	ROBERTS Ian	(SSE)
REFEREE	JENKINS Lloyd	(NOR)
ASSISTANT REFEREE	--	
CHIEF OF RACE	ARCHBOLD Tony	(TEL)

#### TECHNICAL DATA

COURSE	ChillFactore
START	
FINISH	
DROP	
LENGTH	190 m

COURSESETTER	BREESE Richard	(TEL)
FORERUNNERS	- A - RYDING Joanna	(PED)
	- C - FLAHIVE Gerard	(HEM)
	- E - BROWN Ellen	(TEL)

GATES 15  
STARTING TIME


TEMPERATURE S : -2° F : 0°

APPLIED PENALTY : 10.00

F = 600

Rank	Bib.	Code	Name	Year	Cate	Rank	Club	Time	Gap	Points	Perf
1	1	12879	ROOSE Andrew	1990	JN2	(1)	PND CHL	11.49		0.00	+ 4.30
2	5	30121	HENDERSON Callum	1989	SEN	(1)	SSC ASC	11.52	0.03	1.57	- 5.74
3	34	18016	BEHNKE Marek	1992	JN2	(2)	XSC AMB	11.63	0.14	7.31	- 88.26
4	4	12856	KNOCK James	1990	JN2	(3)	SHK BGR	11.68	0.19	9.92	- 25.37
5	3	14185	EVANS Daniel	1993	JN1	(1)	RAV LIO	11.84	0.35	18.28	- 23.25
6	17	13647	THOMPSON Matthew	1993	JN1	(2)	XSC SC	11.88	0.39	20.37	- 33.12
7	14	12989	RICHERS Stuart	1989	SEN	(2)	NOR	11.99	0.50	26.11	+ 22.90
8	8	30555	MCWHIRTER Scott	1992	JN2	(4)	GSS SSC	12.01	0.52	27.15	- 3.49
9	24	41171	BREAM Jamie	1992	JN2	(5)	PND DRA	12.07	0.58	30.29	- 45.31
10	11	41276	WILLIAMS Ian	1992	JN2	(6)	CAR DRA	12.22	0.73	38.12	+ 26.11
11	6	41217	DAVIES Andrew	1992	JN2	(7)	CAR DRA	12.25	0.76	39.69	+ 14.85
12	9	17438	MOLLOY Michael	1992	JN2	(8)	NOR	12.28	0.79	41.25	+ 25.69
13	16	14391	BREESE Ashley	1996	CH2	(1)	TEL TEL	12.31	0.82	42.82	- 10.17
14	12	17500	HUTCHINGS Adam	1991	JN2	(9)	PND DRA	12.32	0.83	43.34	+ 7.03
15	18	14260	FAIRBAIRN Samual	1994	JN1	(3)	SOU BSA	12.33	0.84	43.86	- 14.12
16	2	14277	PORTER Benjamin	1992	JN2	(10)	FLK DHO	12.41	0.92	48.04	+ 2.82
17	25	18051	CAMPBELL Lawrie	1992	JN2	(11)	STS SSP	12.42	0.93	48.56	- 31.70
18	27	14637	MCLAUGHLIN Thomas	1994	JN1	(4)	STS	12.49	1.00	52.22	- 32.11
19	45	30388	HENDERSON Paul	1995	CH2	(2)	ASC SSC	12.61	1.12	58.49	- 61.69
20	15	41273	HALES Robert	1960	MAS	(1)	CAR DRA	12.62	1.13	59.01	+ 27.32
21	31	18811	FURIO Marco	1994	JN1	(5)	TEL	12.63	1.14	59.53	- 29.71
22	23	14316	GHISLANZONI Giacomo	1994	JN1	(6)	SAS XSC	12.64	1.15	60.05	- 13.68
23	13	41182	HALES Thomas	1990	JN2	(12)	CAR DRA	12.70	1.21	63.19	+ 66.98
24	22	14350	POTH Daniel	1996	CH2	(3)	HEM SLP	12.80	1.31	68.41	- 1.93
25	91	19640	BEELAERT-RUBIN Eliya	1994	JN1	(7)	CHL	12.86	1.37	71.54	-

The Blakemore Foundation



RENEWABLE ENERGY SERVICES



skisunholidays

Stitches Of Bridgnorth LIMITED



## SKI BARTLETT TELFORD SKI CLUB

## 2009 CLUB NATIONAL

## Slalom - Males - Run 1

## Official Ranking

Rank	Bib.	Code	Name	Year	Cate	Rank	Club	Time	Gap	Points	Perf
25	44	41547	LEWIS Paul	1961	MAS	(2)	GLO DRA	12.86	1.37	71.54	- 47.75
27	21	17351	DANNATT Tim	1994	JN1	(8)	GLO DRA	13.00	1.51	78.85	+ 9.95
28	26	14575	POTH Robert	1997	CH1	(1)	HEM SLP	13.01	1.52	79.37	- 3.11
29	49	18247	ALLEN Samuel	1994	JN1	(9)	BSA MID	13.05	1.56	81.46	- 55.22
30	48	18572	DREW Nathaniel	1993	JN1	(10)	STS WEA	13.06	1.57	81.98	- 51.63
31	40	17564	SEYMOUR Luke	1996	CH2	(4)	SAS K	13.10	1.61	84.07	- 26.46
32	41	14856	GRANT Thomas	1996	CH2	(5)	HEM	13.15	1.66	86.68	- 25.10
32	35	18636	HOLT-ROGERS Matthew	1994	JN1	(11)	PND	13.15	1.66	86.68	- 10.83
34	117	19157	CARRISON Daniel	1993	JN1	(12)	CHL	13.16	1.67	87.21	-
34	10	41092	DAVIES Colin	1992	JN2	(13)	CAR DRA	13.16	1.67	87.21	+ 42.53
36	29	41504	LEWIS Barney	1995	CH2	(6)	GLO DRA	13.19	1.70	88.77	+ 0.23
37	66	18458	LOMAX Christopher	1993	JN1	(13)	PND DRA	13.31	1.82	95.04	- 89.26
37	38	14347	GIBB James	1995	CH2	(7)	CHT K	13.31	1.82	95.04	- 13.51
39	57	17375	CROSS Robert	1993	JN1	(14)	SSP SSP	13.34	1.85	96.61	- 63.80
40	46	14586	GODDARD-JONES Brodie	1996	CH2	(8)	SLP SLP	13.44	1.95	101.83	- 30.22
41	65	8067	MCGREGOR-OGDEN Carl	1961	MAS	(3)	STS CHL	13.46	1.97	102.87	- 79.87
42	93	19261	FENTON FOWLER Edmund	1995	CH2	(9)	XSC	13.48	1.99	103.92	-
43	42	18322	HUMFRESS Joseph	1993	JN1	(15)	TEL TEL	13.54	2.05	107.05	- 7.83
44	94	19378	MEESON Bradley	1991	JN2	(14)		13.55	2.06	107.57	-
44	69	19005	NORRIS Kieran	1995	CH2	(10)	VIK BSA	13.55	2.06	107.57	- 98.83
46	89	19188	SMITH Daniel	1994	JN1	(16)	CHL	13.56	2.07	108.09	-
47	28	17513	FELLOWS Jordan	1997	CH1	(2)	TEL TEL	13.57	2.08	108.62	+ 21.21
47	20	18512	WITTS Kaigan	1994	JN1	(17)	PND PND	13.57	2.08	108.62	+ 43.03
49	19	13891	LEESON Richard	1994	JN1	(18)	PND	13.63	2.14	111.75	+ 46.95
50	87	17078	HELLIWELL Steven	1994	JN1	(19)	LIO LIO	13.68	2.19	114.36	- 637.25
51	30	18347	DAVIS George	1995	CH2	(11)	GLO BSA	13.71	2.22	115.93	+ 26.86
52	98	8747	SWINDELLS Robert	1965	MAS	(4)	LIO LIO	13.77	2.28	119.06	- 859.94
53	51	18807	MROZ Dominik	1993	JN1	(20)	BWP DHO	13.83	2.34	122.19	- 18.35
54	60	18622	ABBOTT Alexander	1989	SEN	(3)	NOR	13.85	2.36	123.24	- 45.52
55	81	18010	RIDDELL Luke	1996	CH2	(12)	XSC XSC	13.90	2.41	125.85	- 136.60
56	55	30832	DICKSON Graham	1996	CH2	(13)	GSR	13.92	2.43	126.89	- 32.74
57	99	18912	SMITH Benjamin	1997	CH1	(3)	SPR XSC	14.10	2.61	136.29	-
58	74	18995	BARROW Zach	1997	CH1	(4)	PND PND	14.11	2.62	136.81	- 87.99
59	47	18109	ROBERTS Daniel	1992	JN2	(15)	SLP SLP	14.14	2.65	138.38	+ 4.85
60	67	18916	FARR Oliver	1995	CH2	(14)	SHK	14.20	2.71	141.51	- 50.49
61	59	18596	WILSON Edward	1992	JN2	(16)	PND PND	14.23	2.74	143.08	- 25.51
62	53	17877	MCCLAVE Steven	1992	JN2	(17)	OVL	14.25	2.76	144.13	- 6.88
63	61	14208	STREETON Joshua	1995	CH2	(15)	STS WEA	14.28	2.79	145.69	- 28.27
64	37	18571	CONDE Jamie	1992	JN2	(18)	MID TEL	14.33	2.84	148.30	+ 39.85
65	95	30831	VINTER Zak	1998	CH1	(5)	GSR	14.41	2.92	152.48	-
66	64	30862	ROFE Sean	1995	CH2	(16)	MUC	14.43	2.94	153.52	- 28.40
67	72	18467	WHITE Alex	1997	CH1	(6)	HEM K	14.56	3.07	160.31	- 57.61
67	58	14339	GHISLANZONI Fabrizio	1965	MAS	(5)	SAS XSC	14.56	3.07	160.31	- 5.51
69	79	19147	O'MARA Adam	1995	CH2	(17)	RAV	14.69	3.20	167.10	- 77.25
70	43	14344	PORTER Tobias	1993	JN1	(21)	FLK DHO	14.72	3.23	168.67	+ 53.74
71	56	17862	EVANS Joshua	1994	JN1	(22)	STS	14.73	3.24	169.19	+ 8.83
72	83	18704	BEGG Callum	1997	CH1	(7)		14.77	3.28	171.28	- 111.66
73	76	18464	MCGEORGE Oliver	1996	CH2	(18)	PND	14.95	3.46	180.68	- 49.78
74	104	18463	PLEVNALIS Dominic	1998	CH1	(8)	MID	15.02	3.53	184.33	-
75	92	18346	DAVIS Matthew	1998	CH1	(9)	GLO DRA	15.16	3.67	191.64	-
76	80	19156	EDEN Samuel	1994	JN1	(23)	TOQ BSA	15.19	3.70	193.21	- 53.63
77	78	18945	WHITTLES Stephen	1962	MAS	(6)	PND PND	15.21	3.72	194.26	- 46.80
78	84	19074	AMOS John	1959	MAS	(7)	SAS XSC	15.22	3.73	194.78	- 97.09

## SKI BARTLETT TELFORD SKI CLUB

## 2009 CLUB NATIONAL

## Slalom - Males - Run 1

## Official Ranking

Rank	Bib.	Code	Name	Year	Cate	Rank	Club	Time	Gap	Points	Perf
78	54	19003	IVES Angus	1997	CH1	(10)	NOR BSA	15.22	3.73	194.78	+ 35.77
80	82	30915	CONNAL Fraser	1997	CH1	(11)	GSR	15.38	3.89	203.13	- 64.77
81	114	19491	LUGGER Matthew	1996	CH2	(19)	TOQ	15.43	3.94	205.74	-
82	106	DAY8	KERFOOT-ROBSON Dylan	1996	CH2	(20)		15.54	4.05	211.49	-
83	86	14816	NOBLE Tarran	1994	JN1	(24)	TEL TEL	15.64	4.15	216.71	- 144.04
84	85	18049	GREENFIELD Nigel	1962	MAS	(8)	SAS XSC	15.88	4.39	229.24	- 110.22
85	96	19639	BARTON Daniel	1998	CH1	(12)	XSC	16.13	4.64	242.30	-
86	73	18022	WILLIAMS Sam	1997	CH1	(13)	SAS XSC	16.17	4.68	244.39	+ 24.90
87	101	30965	FERRIER Kieran	1997	CH1	(14)	GSR	16.25	4.76	248.56	-
88	111	18599	TAYLOR Daniel	1998	CH1	(15)	TEL TEL	16.28	4.79	250.13	-
88	75	17128	SEYMOUR Colin	1963	MAS	(9)	SAS SAS	16.28	4.79	250.13	+ 23.36
90	103	19335	MROZ Jaroslaw	1964	MAS	(10)	BWP DHO	16.50	5.01	261.62	-
91	113	18015	BEHNKE Jan	1998	CH1	(16)	XSC XSC	16.58	5.09	265.80	-
92	108	19492	BENNETT Anthony	1994	JN1	(25)	TEL	16.60	5.11	266.84	-
93	115	18778	MORRISON Michael	1957	MAS	(11)	SOU XSC	16.65	5.16	269.45	-
94	70	19192	FIRMINGER Jack	1995	CH2	(21)	GLO	16.69	5.20	271.54	+ 61.42
95	116	19420	WITTS Callum	1998	CH1	(17)	PND	16.74	5.25	274.15	-
96	110	19346	WILKINS Simon	1992	JN2	(19)	TEL TEL	16.88	5.39	281.46	-
97	100	19419	WRIGHT Alexander	1994	JN1	(26)	GLO	16.97	5.48	286.16	-
98	102	19444	CASWELL David	1994	JN1	(27)	GLO	17.13	5.64	294.52	-
99	105	19565	BOWERS Dieter	1996	CH2	(22)	TEL TEL	17.74	6.25	326.37	-
100	68	41597	POWELL Ethan	1997	CH1	(18)	GLO	17.75	6.26	326.89	+ 129.35
101	88	19671	GASH Peter	1956	MAS	(12)	SAS SAS	18.94	7.45	389.03	-
102	109	19667	WHELDON Stephen	1998	CH1	(19)	RAV RAV	20.07	8.58	448.04	-
103	112	19673	MOLLIEX Alexandre	1973	MAS	(13)	CHL	20.23	8.74	456.40	-
104	33	30753	MACBRAYNE John	1993	JN1	(28)	GSS BSC	23.30	11.81	616.71	+ 522.19

## DNS (2)

36	17519	STOKES Oliver	1997	CH1		GLO AMB
52	14286	DOUGHTY Angus	1995	CH2		BRO DHO

## DNF (6)

7	13389	LEESON Andrew	1989	SEN		PND
32	17319	YATES Christopher	1996	CH2		TEL TEL
39	5370	HJORT Andrew	1965	MAS		RAV RAV
50	30684	MILLICAN Ross	1996	CH2		AMB SSC
62	17002	GREENFIELD Hobie	1995	CH2		SAS BSA
107	19317	MADDEN Alex	1998	CH1		NOR

## DSQ (5)

63	17468	GIBB Jim	1961	MAS		CHT K	Gate 13
71	18457	LOMAX Martin	1953	MAS		PND	Gate 8
77	19135	NORRIS John	1961	MAS		VIK	Gate 11
90	19090	COOK Matthew	1998	CH1		RAV	Gate 10
97	19415	BLOXHAM Harry	1991	JN2		CHL	Gate 10

Technical Delegate



# SKI BARTLETT TELFORD SKI CLUB

## 2009 CLUB NATIONAL

### Slalom - Males - Run 1

#### Penalty calculation

Rank	Bib.	Code	Name	Year	Points	Best 5	Race points
<b>Best 10 at finish</b>							
1	1	12879	ROOSE Andrew	1990	5.70	5.70	0.00
2	5	30121	HENDERSON Callum	1989	17.31	17.31	1.57
3	34	18016	BEHNKE Marek	1992	105.57	-	-
4	4	12856	KNOCK James	1990	45.29	-	-
5	3	14185	EVANS Daniel	1993	51.53	-	-
6	17	13647	THOMPSON Matthew	1993	63.49	-	-
7	14	12989	RICHES Stuart	1989	13.21	13.21	26.11
8	8	30555	MCWHIRTER Scott	1992	40.64	40.64	27.15
9	24	41171	BREAM Jamie	1992	85.60	-	-
10	11	41276	WILLIAMS Ian	1992	22.01	22.01	38.12

#### Best 5 at start


1	1	12879	ROOSE Andrew	1990	5.70
23	13	41182	HALES Thomas	1990	6.21
7	14	12989	RICHES Stuart	1989	13.21
2	5	30121	HENDERSON Callum	1989	17.31
10	11	41276	WILLIAMS Ian	1992	22.01

#### TOTAL

(B) List points of best 5 at start	64.44
(A) List points of the best 5 to finish in top 10	98.87
(C) Race points of corresponding competitors	92.95
Calculated penalty (A + B - C) = 70.36 / 10	7.04
Correction value (Z)	0.00
Category adder	0.00
Applied penalty	( 10.00

Technical Delegate

The Blakemore Foundation



RENEWABLE ENERGY SERVICES



skisunholidays

Stitches Of Bridgnorth LIMITED



# SKI BARTLETT TELFORD SKI CLUB

## 2009 CLUB NATIONAL

### Slalom - Males - Run 2

#### Official ranking

#### COMPETITION JURY

TECHNICAL DELEGATE	ROBERTS Ian	(SSE)
REFEREE	JENKINS Lloyd	(NOR)
ASSISTANT REFEREE	--	
CHIEF OF RACE	ARCHBOLD Tony	(TEL)

#### TECHNICAL DATA

COURSE	ChillFactore
START	
FINISH	
DROP	
LENGTH	190 m

COURSESETTER	TEE Colin	(PED)
FORERUNNERS	- A - RYDING Joanna	(PED)
	- C - FLAHIVE Gerard	(HEM)
	- E - BROWN Ellen	(TEL)

GATES 14  
STARTING TIME


TEMPERATURE S : -2° F : 0°

APPLIED PENALTY : 10.00

F = 600

Rank	Bib.	Code	Name	Year	Categ	(Rank)	Club	Run 2	Time	Gap	Points	Perf
1	5	30121	HENDERSON Callum	1989	SEN	(1)	SSC ASC	12.09	12.09		0.00	- 7.31
2	9	17438	MOLLOY Michael	1992	JN2	(1)	NOR	12.36	12.36	0.27	13.40	- 2.16
3	1	12879	ROOSE Andrew	1990	JN2	(2)	PND CHL	12.39	12.39	0.30	14.89	+ 19.19
4	17	13647	THOMPSON Matthew	1993	JN1	(1)	XSC SC	12.54	12.54	0.45	22.33	- 31.16
5	3	14185	EVANS Daniel	1993	JN1	(2)	RAV LIO	12.65	12.65	0.56	27.79	- 13.74
6	34	18016	BEHNKE Marek	1992	JN2	(3)	XSC AMB	12.74	12.74	0.65	32.26	- 63.31
7	6	41217	DAVIES Andrew	1992	JN2	(4)	CAR DRA	12.86	12.86	0.77	38.21	+ 13.37
8	14	12989	RICHS Stuart	1989	SEN	(2)	NOR	12.89	12.89	0.80	39.70	+ 36.49
9	11	41276	WILLIAMS Ian	1992	JN2	(5)	CAR DRA	12.93	12.93	0.84	41.69	+ 29.68
10	8	30555	MCWHIRTER Scott	1992	JN2	(6)	GSS SSC	13.02	13.02	0.93	46.15	+ 15.51
11	24	41171	BREAM Jamie	1992	JN2	(7)	PND DRA	13.03	13.03	0.94	46.65	- 28.95
12	16	14391	BREESE Ashley	1996	CH2	(1)	TEL TEL	13.09	13.09	1.00	49.63	- 3.36
12	12	17500	HUTCHINGS Adam	1991	JN2	(8)	PND DRA	13.09	13.09	1.00	49.63	+ 13.32
14	15	41273	HALES Robert	1960	MAS	(1)	CAR DRA	13.22	13.22	1.13	56.08	+ 24.39
15	45	30388	HENDERSON Paul	1995	CH2	(2)	ASC SSC	13.26	13.26	1.17	58.06	- 62.12
16	27	14637	MCLAUGHLIN Thomas	1994	JN1	(3)	STS	13.28	13.28	1.19	59.06	- 25.27
17	18	14260	FAIRBAIRN Samual	1994	JN1	(4)	SOU BSA	13.35	13.35	1.26	62.53	+ 4.55
18	23	14316	GHISLANZONI Giacomo	1994	JN1	(5)	SAS XSC	13.36	13.36	1.27	63.03	- 10.70
19	91	19640	BEELAERT-RUBIN Eliya	1994	JN1	(6)	CHL	13.55	13.55	1.46	72.46	-
19	31	18811	FURIO Marco	1994	JN1	(6)	TEL	13.55	13.55	1.46	72.46	- 16.78
21	25	18051	CAMPBELL Lawrie	1992	JN2	(9)	STS SSP	13.58	13.58	1.49	73.95	- 6.31
22	46	14586	GODDARD-JONES Brodie	1996	CH2	(3)	SLP SLP	13.67	13.67	1.58	78.41	- 53.64
23	50	30684	MILLICAN Ross	1996	CH2	(4)	AMB SSC	13.76	13.76	1.67	82.88	- 54.97
24	117	19157	CARRISON Daniel	1993	JN1	(8)	CHL	13.80	13.80	1.71	84.86	-
24	10	41092	DAVIES Colin	1992	JN2	(10)	CAR DRA	13.80	13.80	1.71	84.86	+ 40.18

The Blakemore Foundation



RENEWABLE ENERGY SERVICES



skisunholidays

Stitches of Bridgnorth LIMITED

## SKI BARTLETT TELFORD SKI CLUB

## 2009 CLUB NATIONAL

## Slalom - Males - Run 2

## Official ranking

Rank	Bib.	Code	Name	Year	Categ	(Rank)	Club	Run 2	Time	Gap	Points	Perf
26	22	14350	POTH Daniel	1996	CH2	(5)	HEM SLP	13.86	13.86	1.77	87.84	+ 17.50
27	44	41547	LEWIS Paul	1961	MAS	(2)	GLO DRA	13.89	13.89	1.80	89.33	- 29.96
28	94	19378	MEESON Bradley	1991	JN2	(11)		13.91	13.91	1.82	90.32	-
29	40	17564	SEYMOUR Luke	1996	CH2	(6)	SAS K	14.00	14.00	1.91	94.79	- 15.74
30	19	13891	LEESON Richard	1994	JN1	(9)	PND	14.01	14.01	1.92	95.29	+ 30.49
31	66	18458	LOMAX Christopher	1993	JN1	(10)	PND DRA	14.10	14.10	2.01	99.75	- 84.55
31	49	18247	ALLEN Samuel	1994	JN1	(10)	BSA MID	14.10	14.10	2.01	99.75	- 36.93
33	65	8067	MCGREGOR-OGDEN Carl	1961	MAS	(3)	STS CHL	14.13	14.13	2.04	101.24	- 81.50
33	29	41504	LEWIS Barney	1995	CH2	(7)	GLO DRA	14.13	14.13	2.04	101.24	+ 12.70
35	33	30753	MACBRAYNE John	1993	JN1	(12)	GSS BSC	14.21	14.21	2.12	105.21	+ 10.69
35	32	17319	YATES Christopher	1996	CH2	(8)	TEL TEL	14.21	14.21	2.12	105.21	+ 15.49
37	30	18347	DAVIS George	1995	CH2	(9)	GLO BSA	14.22	14.22	2.13	105.71	+ 16.64
38	87	17078	HELLIWELL Steven	1994	JN1	(13)	LIO LIO	14.24	14.24	2.15	106.70	- 644.91
39	48	18572	DREW Nathaniel	1993	JN1	(14)	STS WEA	14.26	14.26	2.17	107.69	- 25.92
40	89	19188	SMITH Daniel	1994	JN1	(15)	CHL	14.27	14.27	2.18	108.19	-
41	26	14575	POTH Robert	1997	CH1	(1)	HEM SLP	14.28	14.28	2.19	108.68	+ 26.20
42	28	17513	FELLOWS Jordan	1997	CH1	(2)	TEL TEL	14.30	14.30	2.21	109.68	+ 22.27
43	62	17002	GREENFIELD Hobie	1995	CH2	(10)	SAS BSA	14.32	14.32	2.23	110.67	- 69.44
44	38	14347	GIBB James	1995	CH2	(11)	CHT K	14.36	14.36	2.27	112.66	+ 4.11
45	98	8747	SWINDELLS Robert	1965	MAS	(4)	LIO LIO	14.39	14.39	2.30	114.14	- 864.86
46	20	18512	WITTS Kaigan	1994	JN1	(16)	PND PND	14.40	14.40	2.31	114.64	+ 49.05
47	35	18636	HOLT-ROGERS Matthew	1994	JN1	(17)	PND	14.42	14.42	2.33	115.63	+ 18.12
48	60	18622	ABBOTT Alexander	1989	SEN	(3)	NOR	14.44	14.44	2.35	116.63	- 52.13
49	41	14856	GRANT Thomas	1996	CH2	(12)	HEM	14.48	14.48	2.39	118.61	+ 6.83
50	112	19673	MOLLIEUX Alexandre	1973	MAS	(5)	CHL	14.56	14.56	2.47	122.58	-
50	69	19005	NORRIS Kieran	1995	CH2	(13)	VIK BSA	14.56	14.56	2.47	122.58	- 83.82
52	55	30832	DICKSON Graham	1996	CH2	(14)	GSR	14.57	14.57	2.48	123.08	- 36.55
53	97	19415	BLOXHAM Harry	1991	JN2	(12)	CHL	14.68	14.68	2.59	128.54	-
54	81	18010	RIDDELL Luke	1996	CH2	(15)	XSC XSC	14.69	14.69	2.60	129.03	- 133.42
55	51	18807	MROZ Dominik	1993	JN1	(18)	BWP DHO	14.83	14.83	2.74	135.98	- 4.56
56	93	19261	FENTON FOWLER Edmund	1995	CH2	(16)	XSC	14.84	14.84	2.75	136.48	-
57	42	18322	HUMFRESS Joseph	1993	JN1	(19)	TEL TEL	14.86	14.86	2.77	137.47	+ 22.59
58	57	17375	CROSS Robert	1993	JN1	(20)	SSP SSP	14.88	14.88	2.79	138.46	- 21.95
59	43	14344	PORTER Tobias	1993	JN1	(21)	FLK DHO	14.95	14.95	2.86	141.94	+ 27.01
60	47	18109	ROBERTS Daniel	1992	JN2	(13)	SLP SLP	15.03	15.03	2.94	145.91	+ 12.38
61	99	18912	SMITH Benjamin	1997	CH1	(3)	SPR XSC	15.06	15.06	2.97	147.39	-
62	95	30831	VINTER Zak	1998	CH1	(4)	GSR	15.12	15.12	3.03	150.37	-
62	37	18571	CONDE Jamie	1992	JN2	(14)	MID TEL	15.12	15.12	3.03	150.37	+ 41.92
64	67	18916	FARR Oliver	1995	CH2	(17)	SHK	15.29	15.29	3.20	158.81	- 33.19
65	83	18704	BEGG Callum	1997	CH1	(5)		15.35	15.35	3.26	161.79	- 121.15
65	53	17877	MCCLAVE Steven	1992	JN2	(15)	OVL	15.35	15.35	3.26	161.79	+ 10.78
67	59	18596	WILSON Edward	1992	JN2	(16)	PND PND	15.40	15.40	3.31	164.27	- 4.32
68	64	30862	ROFE Sean	1995	CH2	(18)	MUC	15.41	15.41	3.32	164.76	- 17.16
69	61	14208	STREETON Joshua	1995	CH2	(19)	STS WEA	15.45	15.45	3.36	166.75	- 7.21
70	74	18995	BARROW Zach	1997	CH1	(6)	PND PND	15.49	15.49	3.40	168.73	- 56.07
71	77	19135	NORRIS John	1961	MAS	(6)	VIK	15.54	15.54	3.45	171.22	- 63.29
71	72	18467	WHITE Alex	1997	CH1	(7)	HEM K	15.54	15.54	3.45	171.22	- 46.70
73	78	18945	WHITTLES Stephen	1962	MAS	(7)	PND PND	15.59	15.59	3.50	173.70	- 67.36
74	92	18346	DAVIS Matthew	1998	CH1	(8)	GLO DRA	15.71	15.71	3.62	179.65	-
75	104	18463	PLEVNALIS Dominic	1998	CH1	(9)	MID	15.74	15.74	3.65	181.14	-
76	79	19147	O'MARA Adam	1995	CH2	(20)	RAV	15.81	15.81	3.72	184.62	- 59.73
77	54	19003	IVES Angus	1997	CH1	(10)	NOR BSA	16.06	16.06	3.97	197.02	+ 38.01
78	82	30915	CONNAL Fraser	1997	CH1	(11)	GSR	16.24	16.24	4.15	205.96	- 61.94
79	71	18457	LOMAX Martin	1953	MAS	(8)	PND	16.39	16.39	4.30	213.40	+ 0.77
80	114	19491	LUGGER Matthew	1996	CH2	(21)	TOQ	16.42	16.42	4.33	214.89	-
81	63	17468	GIBB Jim	1961	MAS	(9)	CHT K	16.45	16.45	4.36	216.38	+ 35.42
82	86	14816	NOBLE Tarran	1994	JN1	(22)	TEL TEL	16.46	16.46	4.37	216.87	- 143.88

## SKI BARTLETT TELFORD SKI CLUB

## 2009 CLUB NATIONAL

## Slalom - Males - Run 2

## Official ranking

Rank	Bib.	Code	Name	Year	Categ	(Rank)	Club	Run 2	Time	Gap	Points	Perf
83	73	18022	WILLIAMS Sam	1997	CH1	(12)	SAS XSC	16.56	16.56	4.47	221.84	+ 2.35
84	70	19192	FIRMINGER Jack	1995	CH2	(22)	GLO	16.77	16.77	4.68	232.26	+ 22.14
85	85	18049	GREENFIELD Nigel	1962	MAS	(10)	SAS XSC	16.89	16.89	4.80	238.21	- 101.25
86	75	17128	SEYMOUR Colin	1963	MAS	(11)	SAS SAS	16.93	16.93	4.84	240.20	+ 13.43
87	103	19335	MROZ Jaroslaw	1964	MAS	(12)	BWP DHO	17.06	17.06	4.97	246.65	-
88	106	DAY8	KERFOOT-ROBSON Dylan	1996	CH2	(23)		17.29	17.29	5.20	258.06	-
89	90	19090	COOK Matthew	1998	CH1	(13)	RAV	17.61	17.61	5.52	273.95	-
90	111	18599	TAYLOR Daniel	1998	CH1	(14)	TEL TEL	17.69	17.69	5.60	277.92	-
91	96	19639	BARTON Daniel	1998	CH1	(15)	XSC	17.72	17.72	5.63	279.40	-
92	102	19444	CASWELL David	1994	JN1	(23)	GLO	17.78	17.78	5.69	282.38	-
93	107	19317	MADDEN Alex	1998	CH1	(16)	NOR	17.96	17.96	5.87	291.32	-
94	101	30965	FERRIER Kieran	1997	CH1	(17)	GSR	18.04	18.04	5.95	295.29	-
95	116	19420	WITTS Callum	1998	CH1	(18)	PND	18.11	18.11	6.02	298.76	-
96	100	19419	WRIGHT Alexander	1994	JN1	(24)	GLO	18.35	18.35	6.26	310.67	-
97	108	19492	BENNETT Anthony	1994	JN1	(25)	TEL	18.53	18.53	6.44	319.60	-
98	88	19671	GASH Peter	1956	MAS	(13)	SAS SAS	18.78	18.78	6.69	332.01	-
99	113	18015	BEHNKE Jan	1998	CH1	(19)	XSC XSC	18.90	18.90	6.81	337.97	-
100	68	41597	POWELL Ethan	1997	CH1	(20)	GLO	18.98	18.98	6.89	341.94	+ 144.40
101	105	19565	BOWERS Dieter	1996	CH2	(24)	TEL TEL	19.52	19.52	7.43	368.73	-
102	109	19667	WHELDON Stephen	1998	CH1	(21)	RAV RAV	22.04	22.04	9.95	493.80	-
103	110	19346	WILKINS Simon	1992	JN2	(17)	TEL TEL	25.38	25.38	13.29	659.55	-

## DNS - Run 2 (3)

7	13389	LEESON Andrew	1989	SEN	PND
36	17519	STOKES Oliver	1997	CH1	GLO AMB
52	14286	DOUGHTY Angus	1995	CH2	BRO DHO

## DNF - Run 2 (10)

2	14277	PORTER Benjamin	1992	JN2	FLK DHO
4	12856	KNOCK James	1990	JN2	SHK BGR
13	41182	HALES Thomas	1990	JN2	CAR DRA
21	17351	DANNATT Tim	1994	JN1	GLO DRA
39	5370	HJORT Andrew	1965	MAS	RAV RAV
58	14339	GHISLANZONI Fabrizio	1965	MAS	SAS XSC
76	18464	MCGEORGE Oliver	1996	CH2	PND
80	19156	EDEN Samuel	1994	JN1	TOQ BSA
84	19074	AMOS John	1959	MAS	SAS XSC
115	18778	MORRISON Michael	1957	MAS	SOU XSC

## DSQ - Run 2 (1)

56	17862	EVANS Joshua	1994	JN1	STS
----	-------	--------------	------	-----	-----

Technical Delegate



# SKI BARTLETT TELFORD SKI CLUB

## 2009 CLUB NATIONAL

### Slalom - Males - Run 2

#### Penalty calculation

Rank	Bib.	Code	Name	Year	Points	Best 5	Race points
<b>Best 10 at finish</b>							
1	5	30121	HENDERSON Callum	1989	17.31	17.31	0.00
2	9	17438	MOLLOY Michael	1992	25.56	25.56	13.40
3	1	12879	ROOSE Andrew	1990	5.70	5.70	14.89
4	17	13647	THOMPSON Matthew	1993	63.49	-	-
5	3	14185	EVANS Daniel	1993	51.53	-	-
6	34	18016	BEHNKE Marek	1992	105.57	-	-
7	6	41217	DAVIES Andrew	1992	34.84	-	-
8	14	12989	RICHES Stuart	1989	13.21	13.21	39.70
9	11	41276	WILLIAMS Ian	1992	22.01	22.01	41.69
10	8	30555	MCWHIRTER Scott	1992	40.64	-	-

#### Best 5 at start


3	1	12879	ROOSE Andrew	1990	5.70	
DNF	13	41182	HALES Thomas	1990	6.21	
8	14	12989	RICHES Stuart	1989	13.21	
1	5	30121	HENDERSON Callum	1989	17.31	
9	11	41276	WILLIAMS Ian	1992	22.01	

#### TOTAL

(B) List points of best 5 at start	64.44	
(A) List points of the best 5 to finish in top 10		83.79
(C) Race points of corresponding competitors		109.68
Calculated penalty (A + B - C) = 38.55 / 10	3.86	
Correction value (Z)	0.00	
Category adder	0.00	
Applied penalty	( 10.00	

Technical Delegate

The Blakemore Foundation



RENEWABLE ENERGY SERVICES



skisunholidays

Stitches Of Bridgnorth LIMITED